Rwanda
GBV Situation Analysis Dashboard
January - May 2024

OVERVIEW

The data for this dashboard was collected and reported by UNHCR and its partners (Alight, Plan International and Save the Children) as of May 2024. Survivors are mainly refugees and asylum seekers. According to available data, women and girls are disproportionately affected by GBV incidents. Additionally, the analysis further identified a significant proportion of children (30%) as GBV survivors.

141
GBV incidents

51%
of the alleged perpetrators are Husband, wife and intime partner

% of person affected

88% female | 12% male

80% adults | 20% minors

GBV incidents trend by month

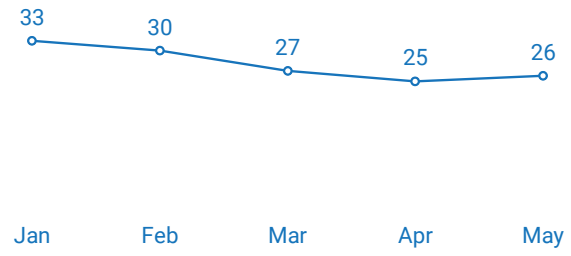

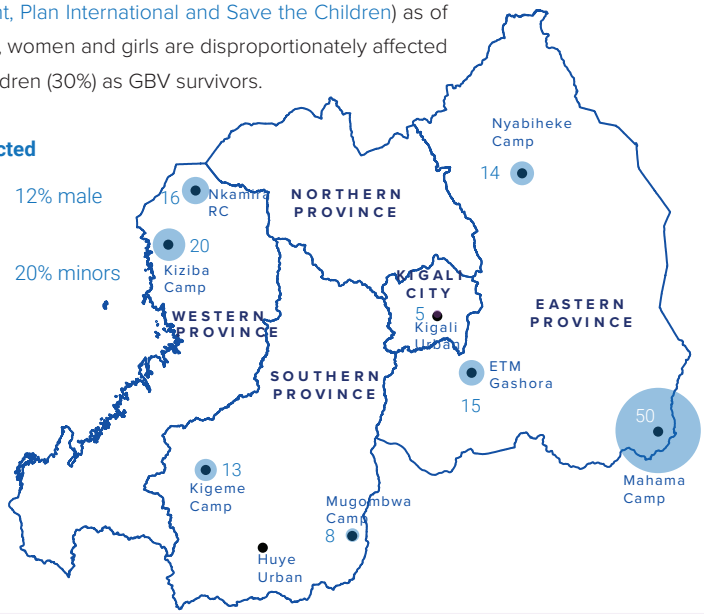

Population Group Affected

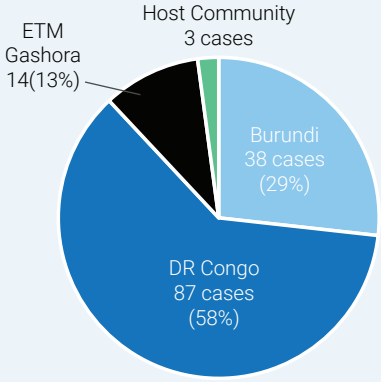

Type of incidents by Population Group

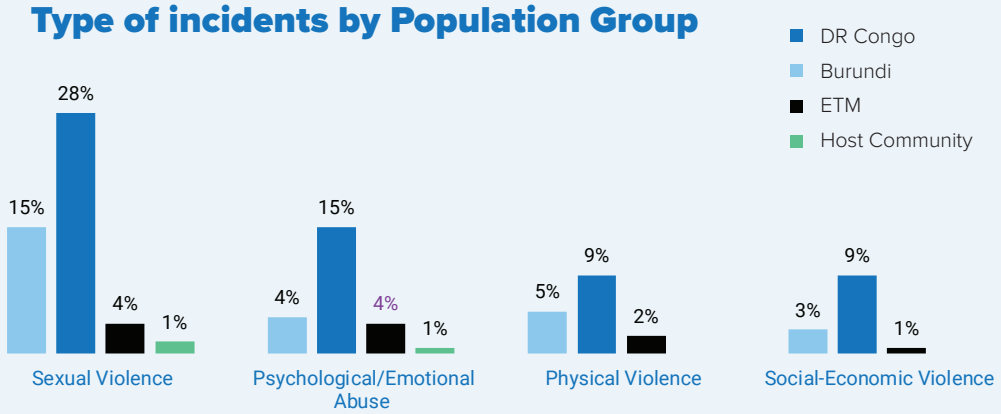

GBV Case Status

204
Open cases

167
Closed cases

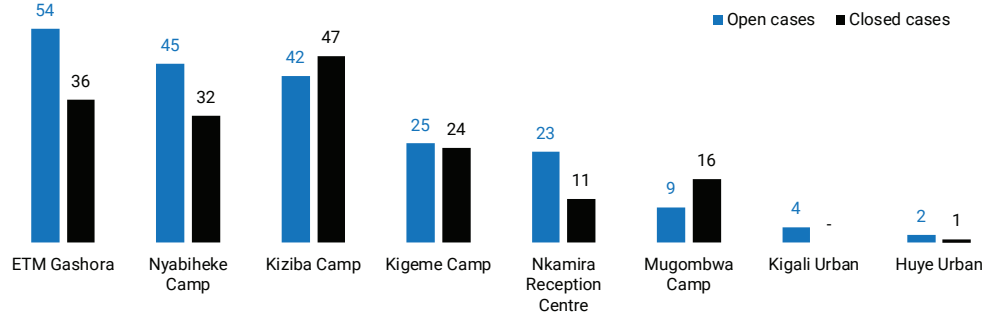

GBV Assistance

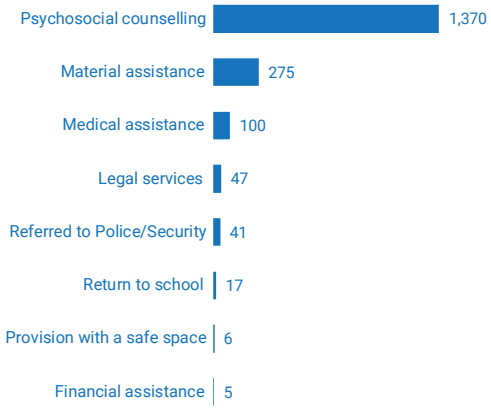

GBV Activities (Community-Based Committes, Training and Advocacy)

- **7,189** women and girls participated in targeted empowerment activities as part of GBV prevention programs.
- **214** Person we Serve trained on GBV prevention and response.
- **336** Person we Serve trained on on safeguarding, PSEA/SH and Code of Conduct.
- **05** individuals from partner, government and UNHCR staff trained on GBV prevention and response.
- **101** community-based groups working on GBV prevention and response.
- **43,447** Person we Serve reached out with GBV prevention activities.
- **167** trained participants (Partners workforce and government authorities) who increased their gender-based violence knowledge and skills on prevention and response
- **1,592** GBV survivors who received specialized case management services (psychosocial support, case management and referral).

For more information, please contact : Esther Nikuze <nikuze@unhcr.org> UNHCR Associate Protection Officer, Cyrille Ble <ble@unhcr.org>, Information Management Officer