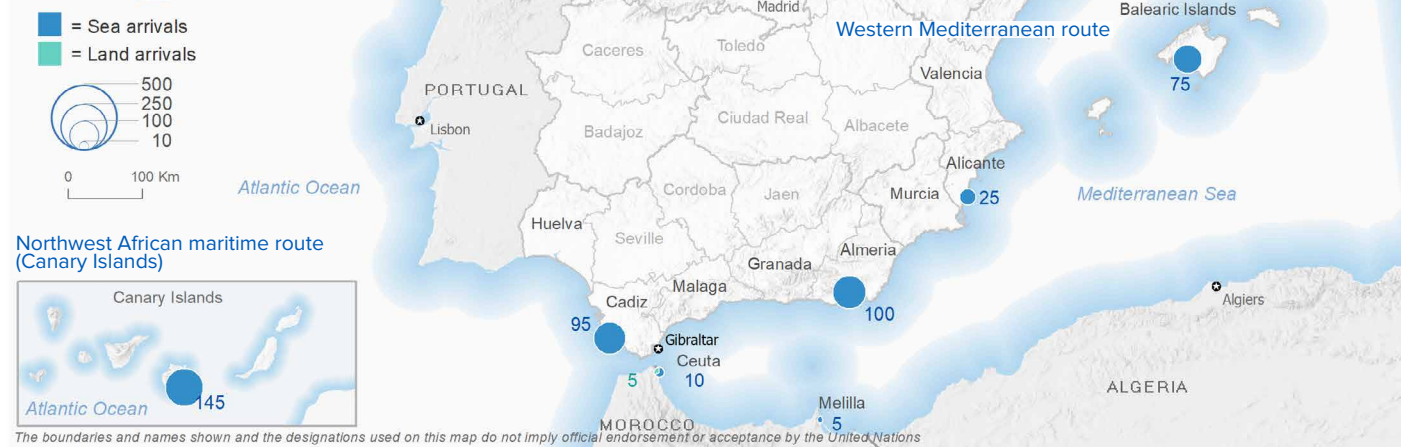


# SPAIN Weekly snapshot - Week 24 (10 - 16 Jun 2024)

The charts below are based on figures from the Ministry of Interior and UNHCR estimates. All figures are provisional and subject to change

## Refugees & migrants: sea and land arrivals in week 24<sup>1</sup>



### Arrivals in Spain

**24,547**  
 Arrivals as of 16 June 2024<sup>2</sup>  
+126%  
 Dif. 2023

**24,339**  
 Sea Arrivals<sup>2</sup>  
 Dif. 2023: +129%

**208**  
 Land Arrivals<sup>2</sup>  
 Dif. 2023: -21%

**465**  
 Arrivals Week 24<sup>1</sup>  
 Dif. last week: -74%  
 Dif. 2023: -51%

### Western Mediterranean

**5,351**  
 Arrivals as of 16 June 2024<sup>2</sup>  
+8%  
 Dif. 2023

**5,143**  
 Sea Arrivals<sup>2</sup>  
 Dif. 2023: +10%

**208**  
 Land Arrivals<sup>2</sup>  
 Dif. 2023: -21%

**320**  
 Arrivals Week 24<sup>1</sup>  
 Dif. last week: +264%  
 Dif. 2023: +3%

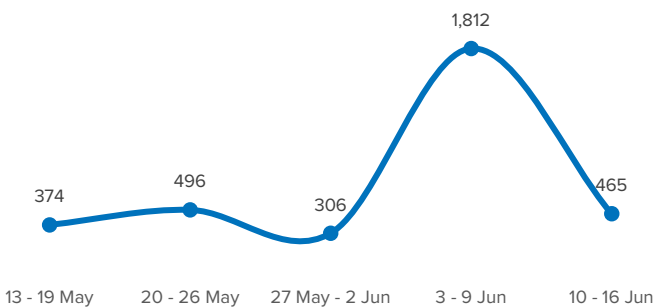
### Northwest African maritime (Canary Islands)

**19,196**  
 Arrivals as of 16 June 2024<sup>2</sup>  
+224%  
 Dif. 2023

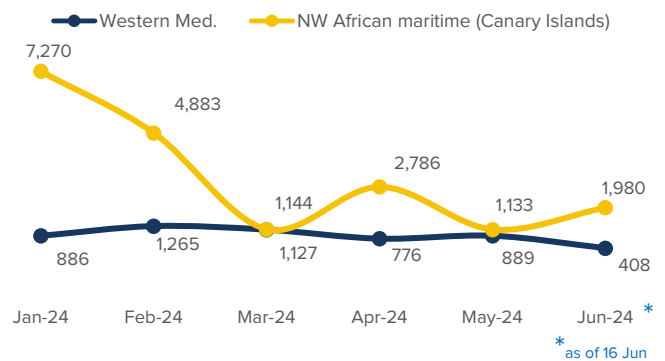
**19,196**  
 Sea Arrivals<sup>2</sup>  
 Dif. 2023: +224%

**145**  
 Arrivals Week 24<sup>1</sup>  
 Dif. last week: -92%  
 Dif. 2023: -77%

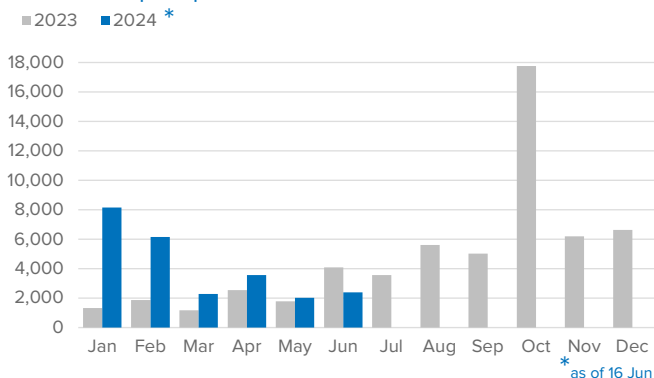
## Arrivals in Spain during the last five weeks<sup>1</sup>



## Arrivals in Spain by route during the last six months<sup>2</sup>



## Arrivals in Spain per month<sup>2</sup>



## Arrivals in Spain per year<sup>2</sup>

