

This dashboard provides a weekly update on UNHCR-assisted Afghan nationals returning from Pakistan. It details both voluntary repatriation as well as forced returns. It categorizes the total numbers of returns by age, gender and documentation type, offering a clear demographic snapshot. Additionally, the infographic traces the flow of returnees from January to present, highlighting trends and changes over time. This visual representation serves as a vital tool for understanding the dynamics of Afghan nationals return, aiding stakeholders in making informed decisions and assessments regarding their integration and support.

### Key Figures

**173** UNHCR-assisted returns from Pakistan



- **139** Total VolRep returns (VRF)
- **34** Total FARE returns (Non-VRF)
- **25** Daily average (VRF+ non-VRF) returns

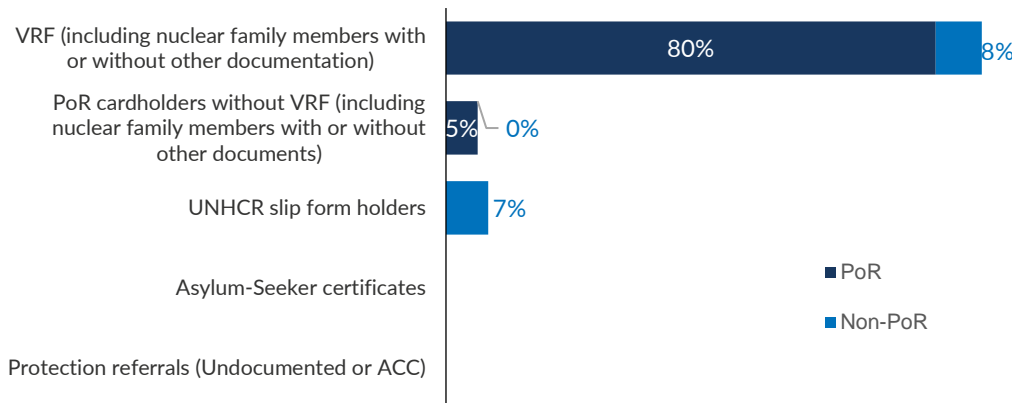


### Age and Gender Analysis of returnees

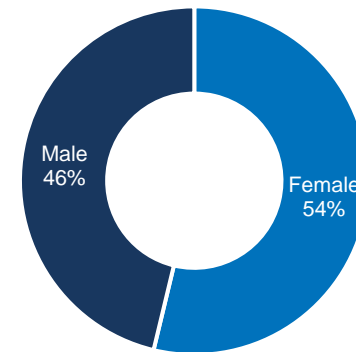
- **54%** of returnees are female
- **39%** of returnee households are female-headed
- **54%** of returnees are below 18

### Demographic Breakdown

#### Returns by documentation type



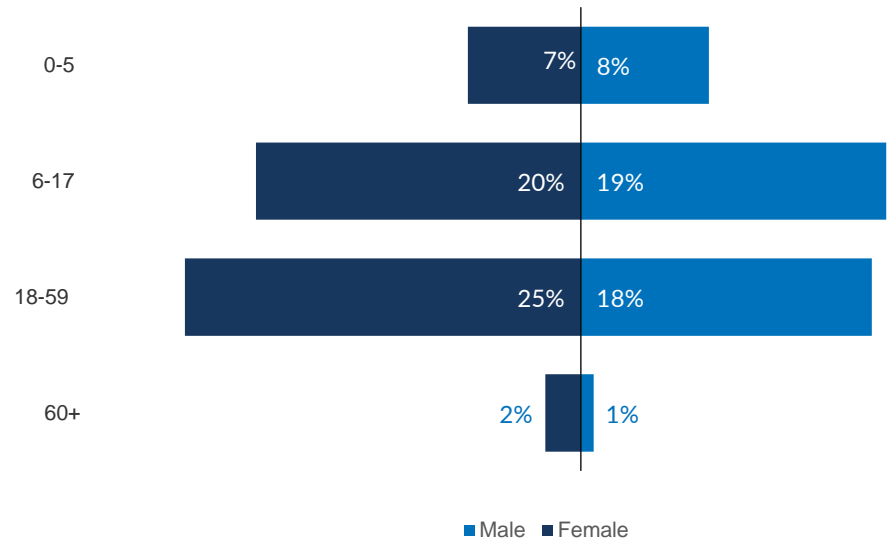
#### Gender breakdown of returnees



#### Gender Breakdown of returnees by Return Category

Return category	Male	Female	Total
VRF	59	80	59
POR cardholders (inc. family members with or without other documents)	6	3	6
Slip holders	7	5	7
Undocumented member of VRF family	8	5	8
Asylum seeker certificate holder	0	0	0
Protection referral	0	0	0
<b>Grand Total</b>	<b>80</b>	<b>93</b>	<b>80</b>

#### Age and Gender breakdown of returnees



### Year-to-date Return Trends

