Ministry of Home Affairs
United Nations World Food Programme
United Nations High Commissioner for Refugees

Tanzania Joint Assessment Mission 2023

October-November 2023

FOREWORD

The Joint Assessment Mission (JAM) is a core assessment representing the strong partnership between World Food Programme (WFP) and United Nations High Commissioner for Refugees (UNHCR) as highlighted in the UNHCR/WFP Memorandum of Understanding (MoU) signed in 1985 and revised in 2011. The partnership between WFP and UNHCR has been progressively strengthened since the signing of the MoU.

Ministry of Home Affairs (MoHA), WFP and UNHCR coordinated and jointly conducted the 2023 JAM exercise in collaboration with other United Nations agencies (United Nations Children' Education Fund -UNICEF, United Nations Population Fund-UNFPA and International Office for Migration - IOM). Partner non-governmental organizations (NGOs) implementing various programmes in the refugee camps participated as key informants and supported the JAM team during the field work.

JAM is conducted every two years and it aimed at evaluating the food security and nutrition situation in the refugee camps in North-western Tanzania and surrounding host communities and analyze the effectiveness and appropriateness of ongoing food security and nutrition interventions including protection, livelihoods and essential services, in the wake of low funding situation and in the context of voluntary repatriation. The findings and recommendations in this report will be used to tailor the Joint Plan of Action (JPA) and design programmes to be implemented in the camps in the next two years.

This report is a powerful analysis and decision-making tool that can be used by different stakeholders at all levels to improve the living conditions of refugees and surrounding host communities in Tanzania. It is the hope of MoHA, WFP and UNHCR that this document will be a valuable programmatic resource that will help stakeholders to design and implement relevant interventions to meet the needs of refugees in a more sustainable manner.

Director of Refugee Services (MoHA) Sudi MWAKIBASI	Country Director (WFP) Sarah Gordon-Gibson	Representative (UNHCR) Mahoua Parums

TABLE OF CONTENTS

FOREWORD 1
LIST OF ABBREVIATIONS 5
Key STRATEGIC Recommendations JAM 2023 (per thematic area) 12
1 – Policy & Coordination 12
2 – Food Security & Nutrition 13
3 – Livelihoods 13
4 – Energy 14
5 – Environment 14
6 – Protection 15
7 – Essential Services 15
Health 15
WASH 15
Shelter 16
NFI 16
Education 16
8 – Host Community 16
1 – Tanzania Refugee Context 17
1.1. Background 17
..... 18
Repatriation Strategic Context 19
1.2. Refugee policy environment 19
Tanzania Refugee Legal Framework 19
United Nations Kigoma Joint Programme 20
2 – JAM Rationale, Objectives, Methodology and Thematic Areas 21
2.1. JAM rationale 21
2.2. JAM objectives 22
Specific Objectives 23
2.3. JAM methodology 23
2.4. JAM thematic areas 24
Thematic area 1: Policy and Coordination 24
Thematic area 2: Food Security and Nutrition 24
Thematic area 3: Livelihoods (Kitchen gardens, Energy, Environment) 24

Thematic area 4: Protection (Protection, Registration, Durable solutions, PSNs) 24
Thematic area 5: Essential Services (Health, WASH, Education, Shelter, NFIs) 24
Thematic area 6: Host Community 24
3 – Thematic Area 1: Programme Policy and Partnership 25
4 – Thematic Area 2: Food Security and Nutrition 27
4.1. Food Security 27
4.1.1. Food Availability 27
4.1.2. Food Access 27
4.1.3. Food consumption 27
4.1.4. Impact of food ration reduction 30
4.1.5. Food Distribution System 32
Element 4.2: Nutrition 33
4.2.1. Maternal, Infant, Young Child Feeding (MIYCF) Practices 33
4.2.2. Nutrition status 34
4.2.3. Nutrition programmes 36
4.2.4. Social and behavior change communication (SBCC) 37
4.2.5. Hygiene and Sanitation at the reception centre 37
4.2.6. Pipeline break 38
5 – Thematic Area 3: Livelihoods 39
5.1. Livelihood Activities 39
5.1.1 Vocational Training 40
5.1.2 Kitchen Gardening 40
5.2. Energy 41
5.3. Environment 44
6 – Thematic Area 4: Protection 45
6.1 Protection Situation, Protection Risks and Harmful Coping Mechanisms 45
6.1.1 Gender-Based Violence (GBV) 47
6.1.2 Protection Situation related to Food Distribution 48
6.1.3 Feedback Mechanism and Information Sharing 49
6.2 Persons with Specific Needs (PSN) 50
6.3 Registration 51
6.4 Durable Solutions: Voluntary Repatriation 52
6.4.1 Registration Trends (2017-2023) 53
6.4.2 Departures for the year 2017-2023 54
6.4.3 Process of Voluntary Repatriation: Achievements and challenges 54
7– Thematic Area 5: Essential Services 56

7.1. Health 56
7.1.1. Access to basic health services 56
7.1.2. Health facility infrastructure 56
7.1.3. Morbidity and Mortality 57
7.1.4. Infection prevention control (IPC) 58
7.2. WASH 59
7.3.1. Teaching and learning environment 60
7.3.2. School Infrastructure 60
7.3.3. School attendance 61
7.3.4. Alternative learning pathways programs 61
7.3.5. Shelter 62
7.3.6. Non-Food Items 62
8 – Thematic Area 6: Host Community 64
8.1. Relation between refugees and host community 64
8.2. Kigoma Joint Programme 64
8.3. Environment 64
8.4. Movement outside the camp 65
9 – Technical Recommendations JAM 2023 66
REFERENCES 71

LIST OF ABBREVIATIONS

AIDS	Acquired Immunodeficiency Syndrome
ART	Anti-Retroviral Therapy
BSFP	Blanket Supplementary Feeding Program
CBIR	Community-Based Inclusive Rehabilitation
CCCM	Camp coordination and camp management
CFM	Community Feedback Mechanism
CHS	Community and Household Surveillance
CMR	Crude Mortality Rate
CRI	Core Relief Items
CSP	Country Strategic Plan
CWS	Church World Service
DAFI	Albert Einstein German Academic Refugee Initiative
DRC	Democratic Republic of Congo
DRST	Disability Relief Services Tanzania
FBM	Food Basket Monitoring
FCS	Food Consumption Score
FeFo	Iron and Folic Acid
FGD	Focus Group Discussion
FTC	Farming Training Centers
GAM	Global Acute Malnutrition
GAP	Good Agricultural Practices
GBV	Gender-Based Violence
GDT	Global Distribution Tool
GFD	General Food Distribution
HDDS	Household Dietary Diversity Score
HH	Household
HIV	Human Immunodeficiency Virus
IFA	Iron and Folic Acid
IOM	International Organization for Migration
IPC	Infection Prevention Control

IRC	International Rescue Committee
iRHIS	Integrated Refugee Health Information System
IYCF	Infant and Young Child Feeding
IYCF-E	Infant and Young Child Feeding in Emergencies
JAM	Joint Assessment Mission
JPA	Joint Plan of Action
KII	Key Informant Interview
KJP	Kigoma Joint Programme
LPG	Liquefied Petroleum Gas
MAM	Moderate Acute Malnutrition
MDD	Minimum Dietary Diversity
MHM	Menstrual Hygiene Management
MIYCF	Maternal, Infant, Young Child Feeding
MNP	Micro-Nutrient Powder
MoHA	Ministry of Home Affairs
MPCC	Muti-Purpose Community Center
MR	Mortality Rate
MSF	Médecins Sans Frontières
MTI	Medical Teams International
NCD	Non-Communicable Diseases
NECTA	National Examinations Council of Tanzania
NFI	Non-Food Item
NGO	Non-Governmental Organization
PLW	Pregnant and Lactating Women
PoR	Proof of Registration
PSEA	Prevention of Sexual Exploitation and Abuse
PSN	People with Specific Needs
PwD	People with Disability
PwS	People we Serve
RAS	Regional Administrative Secretary
RCM	Refugee Coordination Model

rCSI	Reduced Coping Strategies Index
ROWG	Refugee Operation Working Group
RRRP	Regional Refugee Response Plan
RSD	Refugee Services Department
RUTF	Ready to Use Therapeutic Foods
SAM	Severe Acute Malnutrition
SBCC	Social and Behaviour Change Communication
SCOPE	WFP's beneficiary information and transfer management platform
SEA	Sexual Exploitation and Abuse
SENS	Standardized Expanded Nutrition Survey
SFP	Supplementary Feeding Programme
SGBV	Sexual and Gender Based Violence
SOP	Standard Operating Procedure
TFS	Tanzania Forest Services
TRCS	Tanzania Red Cross Society
TVET	Technical and Vocational Education and Training
TWG	Technical Working Group
TZS	Tanzanian Shillings
UN	United Nations
UNFPA	United Nations Population Fund
UNHCR	United Nations High Commissioner for Refugees
UNICEF	United Nations Children' Fund
UNPP	United Nations Partner Portal
UNSDCF	United Nations Sustainable Development Cooperation Framework
URTI	Upper Respiratory Tract Infection
USD	United States Dollar
UTI	Urinary Tract Infection
VolRep	Voluntary Repatriation
VST	Vocational Skills Training
WASH	Water, Sanitation and Hygiene
WFP	World Food Programme
WHO	World Health Organization
WVT	World Vision Tanzania

EXECUTIVE SUMMARY

WFP, UNHCR and MoHA conducted a Joint Assessment Mission in the Nyarugusu (Kasulu district) and Nduta (Kibondo district) camps in North-Western Tanzania, as per the UNHCR/WFP Global Memorandum of Understanding (MoU) and Joint Assessment Mission guidelines. The main objective of the 2023 Joint Assessment Mission was to evaluate the food security and nutrition situation Vis a Vis the low funding situation, needs, vulnerabilities of PwS with regards to food, capacities, nutrition, and other protection needs such as use of firewood as the main source of cooking for refugees, the collection of which exposes them to serious protection risks and contributes to environmental degradation. The JAM therefore aimed to inform the combined impact of the limited funding and real situation on food security and nutrition, access to essential services and determine the appropriateness of the current food system and non-food measures and provide recommendations.

The assessment adopted a combination of methods including secondary data review and field visits where qualitative information was collected through Focus Group Discussions, semi-structured interviews with key informants, and observations. The JAM teams also held meetings with MoHA and regional authorities before and after the field work to present preliminary findings and feedback. The 2023 JAM covered six thematic areas namely Policy and Coordination, Food Security and Nutrition, Livelihoods (Kitchen gardens, Energy, Environment), Protection (Protection, Registration, Durable solutions, PSN), Essential Services (Health, WASH, Education, Shelter, NFIs) and Host Community.

Programme Policy and Partnership: There is good coordination and collaboration between MoHA, UNHCR, WFP and all agencies involved in the implementation of the refugee operations, facilitated through coordination platforms and practical arrangements. Joint advocacy with MoHA, WFP and UNHCR was conducted during donors' field missions and assessments such as the Community and Household Surveillance (CHS). Challenges include limited options and solutions to tackle emerging challenges linked to service delivery due to limited livelihood opportunities, Joint feedback not given in a timely manner to the refugee community after assessments, lack of a confidential channel for refugees to report sensitive matters such as Sexual Exploitation and Abuse (SEA) and funding gaps affecting both provision and efficiency of basic humanitarian assistance and services.

Food and Nutrition: Access to sufficient and diversified food is limited, following reduced rations, suspension of SuperCereal in the general food basket in 2021, low purchasing power, limited supply of complementary food in the stalls and limited kitchen gardening activities. Food storage at household level is poor due to insufficient and inappropriate storage containers, lack of awareness on proper food handling and poor condition of some shelters. Cooking utensils and cooking fuel are also insufficient. Ration reduction has had undesirable impacts including household conflicts/separation, increased morbidity, increased school dropout, loss of fathers' honour in the family, survivor sex/prostitution, illegal movement outside the camp and child labour which exposes girls to sexual abuse. The food distribution system has improved remarkably with the introduction of SCOPE. Existing food distribution challenges include technical glitches with some SCOPE devices, insufficient weighing scales especially in Nyarugusu camp, irregular distribution of empty bags, shortage of transport for the PSN and food committees not functioning well.

Sub optimal Infant and Young Child Feeding (IYCF) practices were noted in Nyarugusu camp, following sharing of SFP food, limited food diversity during introduction of complementary foods and insufficient breast milk following reduced rations. Acceptability of Iron Folic Acid (IFA) among pregnant women and Micronutrient Powder (MNP) is low due to false beliefs. Weighted prevalence of acute malnutrition has increased to 2.4% compared to 1.8% in 2021 while weighted prevalence of chronic malnutrition increased to 43.43% from 39.1% in 2021, which is categorized as very high according to WHO classification of public health significance. Anaemia has also been on an increasing trend beyond WHO acceptable standards. Coverage of complementary feeding programme is low especially in Nyarugusu. Blanket Supplementary Feeding Programme for pregnant mothers covers pregnant women from the second trimester, making it difficult to achieve the 1,000 days window. Supplementary Feeding Progamme for individuals on Anti-Retroviral Treatment (ART) covers only malnourished cases. The mission noted poor observation of hygiene safety when providing hot meals at the reception centre in Nyarugusu. Key informant interview (KII) indicated that many new arrivals are in poor nutrition status when they arrive in the camp. Pipeline break of some nutrition supplies such as Ready to Use Therapeutic Foods (RUTF) and Therapeutic Milk has been affecting the performance of Therapeutic Feeding Programmes.

Livelihoods: Restrictions on livelihood activities have drastically impaired the ability and opportunities of refugees for livelihood and income generating activities. This is further constrained by drastic reduction in humanitarian assistance due to the funding shortages, making the refugees fully dependent on the humanitarian assistance, which however is not sufficient. Refugees resort to harmful coping mechanisms and illegal means of surviving, which is expose them to serious protection risks. Transferable knowledge such as skills on kitchen gardening, vocational training and online learning have benefited refugees upon being repatriated or resettled but have limited effect for the refugees in the camp due to restrictions. Although kitchen gardening has proven effective in contributing to bridging food gaps and supporting dietary diversity, coverage remains low to realize full potential. Cooking

energy remains a main concern for the refugees in the camps and for authorities and host communities, as is environmental degradation and social concerns, as well as major protection concerns. Environmental degradation in and around the camps remained a big concern to both authorities and host communities, caused by agricultural activities, high population density, low rate of tree planting and low level of environmental monitoring and protection. The energy study commissioned by WFP highlighted indoor air pollution due to lack of separate kitchen, causing eye irritation and respiratory challenges.

Protection: The general protection situation of the refugees has deteriorated since the last JAM in 2020. The key protection concerns reported include child labour (including in heavy casual labour, such as brickmaking), domestic violence, family conflicts and family separation, physical and mental violence, gender-based violence (GBV), extorsion, exploitation, abuse and confiscation of tools or goods. The key harmful coping mechanism include survival sex, school dropouts and child neglect (due to parents having to absent themselves for finding food/livelihood), begging, borrowing, selling of food or NFIs, stealing of crops from local farms or stealing of food or NFIs within the camps, and increased movements and activities outside the camps. An increase was noted in GBV due to the reduction in livelihood opportunities and reduction in food ration and essential services. Some survivors felt that legal services are inadequate, stressful, and traumatizing.

The secondary data review showed that food collection from WFP distribution points was generally considered safe. Concerns related to the distribution centre infrastructure and process, including lack of transport to carry food home, lack of benches in the waiting shelters, and abusive language by distribution staff. The existing community feedback mechanisms in the camps are reported to be effective, although there were concerns on confidentiality and anonymity particularly on sensitive issues or protection concerns, and delays in response, resulting in loss of community trust on CFM. The establishment of a toll-free hotline for beneficiary feedback would allow to fill that gap very effectively.

Reduced assistance exacerbates vulnerability of Persons with Specific Needs (PSNs) resulting in an increase in harmful coping mechanisms such as begging. While construction of the waiting sheds at the food distribution site has significantly improved the situation for PSNs, there is no specific distribution counter while distribution center 3 in Nyarugusu lacks benches for PSNs.

From 2020 to 2023, a total of 85,545 individuals were facilitated to return to Burundi. Refugees were satisfied with the registration process and arrangements for food provision at the departure centre and permission to carry luggage and iron sheeting. Reduction in food and essential services is influencing the decision for repatriation as refugees perceive that the reduction is done purposely to push them back to Burundi; or poor services and restrictions in the camp make life difficult. Upon arrival in Burundi, most adult returnees move on to other countries.

Essential Services: Access to basic health care services was reportedly inadequate, following inconsistency in medical supplies, shortages of health human resources, closure of some health facilities, limited services in some health facilities, limited specialized services and delayed medical referrals leading to self-referral and use of traditional medicines. The condition of health facility infrastructure is satisfactory in Nyarugusu, although wards, beds, waiting areas and consultation rooms are inadequate while some of the health structures are dilapidated. For Nduta, the infrastructure at the health post is in temporary state, making it difficult to maintain privacy. Upper respiratory tract infection (URTI) continues to be the leading cause of morbidity, followed by urinary tract infection and Malaria. There is a lack of proper infection prevention control (IPC) measures including distribution and use of IPC tools and procedures.

The water supply situation in both Nyarugusu and Nduta camps is good and above the required standard of 20 liters/person/day. However, water collection and storage containers are inadequate while repair of the water systems takes long time. Latrine coverage is inadequate at both household level and in schools. Supply of laundry soaps is also inadequate to maintain hygiene, while supply of dignity kits for women of reproductive age is also limited, exposing women to infectious diseases like Urinary Tract Infection (UTI) as women use one sanitary pad for a longer period than recommended.

Poor teaching and learning environment was noted in both Nduta an Nyarugusu camps, with shortage of qualified teachers, following high teachers' turn over due to repatriation, resettlement, and low incentive. The current pupil-teacher ratio is 1:100, while classrooms are also overcrowded. The rate of school attendance was reported to be average, mostly affected by lack of clothes and lack of/insufficient teaching and learning materials. The mission noted an increase in school dropouts due to lack of learning materials, lack of dignity kits for girls and lack of food at household level.

Shelter condition is deteriorating, as construction of new shelters is not allowed in Nduta camp, except for maintenance and rehabilitation, which are also limited by either funding or timely availability of construction materials. FGD respondents were also concerned with the shelter size or design, which does not match the growing family size and entails privacy challenges among family members of different age and sex composition.

According to GFD respondents, there is a shortage of Non-Food Items (NFIs) and other Core Relief Items (CRIs) to meet the needs of the population or replace depleted items. To bridge the gap, refugees have been applying extreme coping strategies including selling part of the food ration, illegal movement outside the camp for manual labour, school dropouts, and survival sex. The introduction of Global Distribution Tool (GDT) for NFI distribution has improved the NFI distribution process. However, occasional overlaps were noted where NFI distribution for PSN takes place during the food distribution days.

Host Community: Peace and good relationships exist between host community and refugee community, largely promoted by good neighborhood activities such as quarterly peaceful coexistence meetings and sensitization campaigns. The host communities have been benefitting from services provided in the camp, including free health services, management of severe malnutrition cases and vocational trainings.

Kigoma Joint Programme (KJP) has helped the community to improve their agricultural practices, although smallholder farmers reported to face challenges with access to improved maize seeds and storage bags due to high cost. Local authorities indicated that firewood collection and illegal charcoal making by the refugees has resulted in significant environmental destruction.

Key informants and FGD respondents in the host communities confirmed that refugees apply negative coping practices outside the camps, including stealing food from the farms. In addition, some refugee women and girls are engaged in prostitution activities following reduction in service levels in the camps, especially food. As part of livelihood and nutrition promotion in Nyarugusu camp, groups of women are given permits to source and sell sardine (dagaa) to fellow refugees in the camps.

Key STRATEGIC Recommendations JAM 2023 (per thematic area)

(Technical Recommendations are listed in Chapter 9 at the end of the document)

1 – Policy & Coordination

1. **Joint Resource Mobilization:** Due to funding shortages for the humanitarian assistance in the camps, Government and humanitarian partners in camps to jointly engage in resource mobilization to help address the food security and other basic necessities.
2. **Improve feedback provision to refugees**: Improve regularity and completeness of feedback and progress update provision to refugees with regards to various surveys and assessments conducted, and not leave refugees with un-answered inquiries.
3. **Establish a safe and confidential complaint and feedback channel** for refugees to be able to share critical issues freely (e.g. SEA) and, if required, anonymously.
4. **Strengthen refugee leadership** to enable the refugee community to take ownership of major service delivery mechanisms.
5. **Enhance service delivery by establishing a mechanism that enables agency-to-agency sharing** of the available resources such as tools or equipment in the camps, to support specific short-term action to support communities, eg World Vision Tanzania

(WVT) use of public announcement (PA) equipment from Adventist to Development and Relief Agency (ADRA) to communicate community meeting.

6. **Advocate for relief of some restrictions in the camp,** such as the use of transport means like bicycles, motorbikes, and motor vehicles to support movements and even carry items during various distribution to ease transportation of food from the distribution points to refugee households, especially for PSNs.
7. **Advocate for engaging more key stakeholders** to support the provision of alternative sources of energy such as briquettes, solar energy, and Liquefied Petroleum Gas (LPG) in the camps.
8. **Consider adequate household spaces in the camp consolidation** to allow family access to alternative food types through kitchen gardens and adequate shelter to the remaining families, particularly considering the growing family sizes.
9. **Coordination with Operational Partners**: UNHCR to ensure that Operational Partners working in the camp are included in the coordination structure to ensure complementarity and avoid overlapping of service delivery.
10. **Undertake population verification exercise**. UNHCR/MOHA should undertake individual verification exercise that will help in solving all registration and identity management challenges faced by the operation.

2 – Food Security & Nutrition

1. **Advocate for more resources to support the General Food Distribution (GFD) and nutrition programming.:** increase rations beyond current 60%, resumption of Super cereal with sugar in the GFD basket, nutrition in emergency fund, staffing, trainings such as Infant and Young Child Feeding in Emergencies (IYCF-E), nutrition facilities as well as Nutrition supplies (RUTF, F75 and F100).
2. **Scale up nutrition programme coverage:** These initiatives include Kitchen gardening program, Blanket Supplementary Feeding Program (BSFP) for pregnant and lactating women, expanding eligibility criteria and scaling up complementary feeding for the chronically ill patients, Transitioning supplementary feeding for HIV patients (antiretroviral therapy (ART) program) from targeted to blanket and including pregnant women in blanket supplementary feeding as early as 1st trimester in situation of reduced food ration
3. **Strengthen & scale up awareness and sensitization sessions**: optimum use of Micronutrient powder (MNP), iron folic supplementation (FeFo), water, sanitation and hygiene (WASH) at reception centre, male involvement, revising social and behaviour change communication (SBCC) strategy, promote SBCC specifically related to iron and folic acid (IFA) and MNP.

3 – Livelihoods

1. **Enhance and diversify Donor Support:** Implement targeted fundraising initiatives aimed at broadening our donor base, including non-traditional donors with a focus on

development-oriented entities. This strategic approach seeks to augment funding streams for pivotal livelihood endeavours, energy initiatives, and environmental conservation projects such as kitchen gardens, vocational training, access to alternative energy sources, and environmental stewardship.

2. **Expand the reach of existing livelihood programs:** Extend the scope of our agricultural training programs, particularly emphasizing Good Agricultural Practices (GAP), to encompass a greater number of women and youth. This expansion includes reaching out to underserved youth populations who may not initially receive seed and tool kits but could benefit from locally sourced seeds as a foundational resource to cultivate their own seed varieties.
3. **Establish additional Farming Training Centers (FTCs) for community kitchen gardening:** Increase the availability of communal gardening spaces by expanding existing FTCs or establishing new ones. This initiative aims to support communities unable to engage in backyard gardening due to factors like forested terrain or poor soil conditions, thereby promoting collective agricultural practices.
4. **Advocate for the distribution of Home Learning Kits:** Advocate with the Government of Tanzania to authorize the distribution of home learning kits, empowering vocational skills training graduates to apply their acquired expertise post-course completion. This advocacy is crucial for sustaining the impact of vocational training efforts, preventing the loss of valuable skills shortly after training completion.

4 – Energy

1. **Government and Humanitarian Actors to jointly mobilize funds for alternative cooking energy sources** to counter the continued environmental degradation and mitigate protection risks (particularly gender-based violence (GBV) that refugees face when collecting firewood outside camps).
2. **Capacity building and awareness creation for refugees** on alternative energy sources, energy efficiency and fabrication of bio-briquettes and improved cookstoves to improve refugees understanding and adoption of energy efficient practices and alternative energy sources.
3. **WFP to continue to establish new mechanisms to ensure that locally procured beans are from the same season and of good quality, so as to reduce the energy required to cook them** (moisture content etc.)

5 – Environment

1. **Strengthen coordination and capacity among stakeholders such as refugees, environmental committees and partners** to address jointly various environmental challenges like land degradation, deforestation, soil erosion, water pollution, bush fire etc. in the camps and host community for effective environmental management initiatives.

2. **Fruit trees to be integrated and prioritized in tree planting initiatives** to boost environmental effect, food security, and nutritional needs of refugees.
3. **Government and Humanitarian agencies to always consider and integrate environmental impacts** and protection in their operations to reduce their footprint through improved environmental conservation and management of natural resources.

6 – Protection

1. **Strengthen coping capacity for self-sustenance** through training on kitchen garden to larger target audience and through other temporary initiatives to reduce the need for refugees to resort to harmful coping mechanisms and being exposed to increased protection risks being compelled to move outside the camp for food, livelihood and other basic needs.
2. **Increase advocacy by humanitarian agencies and government to raise awareness on the deteriorating situation in the camps** to raise additional funds given that most of the protection concerns are related to the reduced humanitarian assistance.
3. **Strengthen the outreach for peaceful coexistence meetings to the broader community** so that agreements and messages on peaceful coexistence reach the broader community, particularly regarding sexual and gender-based violence (SGBV).
4. **Expedite the process to clarify the status of those onward movers** that currently remain in reception centres and in the camps without registration.
5. **Advocate for resumption of the Town Hall community meetings for both camps** to ensure all community members have access to expressing their concerns and to receive information and feedback timely and broadly.
6. **Assess feasibility of providing alternative solutions for cooking energy.**

7 – Essential Services

<u>Health</u>

1. **Advocate for funding to support the health and nutrition programmes** in the camp so as to be able to ensure adequate basic health services.

<u>WASH</u>

1. **Advocate for more resources to support improvement of latrine coverage** both at household and in institution levels.
2. **Advocate for more resources to enable adequate and sustainable distribution of hygiene enabling supplies** including potties for every family with under 5yrs kids, laundry soaps and dignity kits to women of reproductive age.
3. **Provide more support to refugees to accelerate digging of pits for family latrines**, including providing the necessary tools, particularly for rocky areas.

Shelter

1. **Strengthen controlled community involvement in the maintenance and rehabilitation process of shelters** to allow for better conditions of shelters while reducing associated costs.
2. **Improve awareness raising in the community through agencies, community and religious leaders** on matters related to shelter, including associated permits, so that best outcomes can be achieved for refugees in terms of shelter.

NFI

1. **Consolidate different agencies' efforts for organisation and distribution of NFIs** to avoid duplication of intervention for the same group of beneficiaries. Including joint fundraising appeals.
2. **Harmonize distribution mechanisms among the organizations of the items related to support PSNs groups,** to enable PSN to manage two different distributions and not to miss one.

Education

1. **Enhance sectoral collaboration with livelihood and WASH to promote school kitchen gardening activities** (Congolese).
2. **Enhance cross sector coordination in managing protection, GBV & PSEA, WASH, Awareness (SBC) and Menstrual Hygiene Management (MHM)** interventions.
3. **Strengthen teachers' professional development programs** through use of various activities such as in house training, mentoring, and coaching for improvement of teachers practice by adopting a holistic approach to developing the teacher as a professional practitioner.
4. **Explore introducing school feeding programs**. In humanitarian contexts, school feeding limits the negative consequences of reduced food ration on health, nutrition and education thus lowering barriers to accessing and completing education, especially for girls. Students who are "at risk for hunger" are more likely to have attention and behavioral issues and less likely to perform well in schools. Additionally, food insecurity can lead to absenteeism, which can negatively affect academic performance.
5. **Improve teaching and learning environment** through provision of adequate teaching and learning materials.
6. **Increase teachers' incentives** and other motivational tools.

8 – Host Community

1. **Strengthen & increase tree planting efforts**, particularly in villages directly surrounding the camps to mitigate the risk of intercommunal tensions because of the environmental degradation due to firewood collection.
2. **Knowledge transfer on making and using alternative energy source** such as briquettes, and energy saving stove for both refugees and host community to reduce dependency on tree cutting for firewood.

1 – Tanzania Refugee Context

1.1. Background

UNHCR Tanzania has been providing protection and assistance to refugees and asylum seekers in the Kigoma region since 1972 when a large exodus of Burundian refugees arrived in Tanzania. Thereafter, UNHCR presence in Tanzania has been restructured to adapt to the needs accordingly to different waves of refugees. In 1991, a Cooperation Agreement was signed between UNHCR and the Government of Tanzania, stipulating that collaboration in the field of international protection and humanitarian assistance to refugees and other persons of concern to UNHCR is in accordance with UNHCR's Statute, other relevant decisions and resolutions adopted by UN organs, and the 1951 Refugee Convention and the 1967 Protocols Relating to the Status of Refugees.

Under the overarching framework of the Refugee Coordination Model (RCM), UNHCR together with the Ministry of Home Affairs (MoHA) co-leads and coordinates refugee response in the country. The RCM provides an inclusive and participatory platform for all actors and stakeholders, enabling synergies in their efforts so that refugees and other People we Serve (PwS) receive the needed assistance and protection. Under this coordination structure, UNHCR convenes with its implementation and operational partners to ensure complementarity, reduce duplication, and increase accountability to affected populations. At the national level, UNHCR and the Ministry of Home Affairs (MoHA) co-chair Refugee Operation Working Group (ROWG) on monthly basis to discuss strategic and inter-sector operational issues. At the sub national level, Inter-agency and Inter-sector working groups meet regularly, so that day to day progress and challenges are shared and managed efficiently between partners.

The United Republic of Tanzania country has been hosting Burundian and Congolese refugees for the past five decades. The recent population comprises of Congolese who have been in the country since 1998 and Burundians who arrived in 2015. Of the 213,426 individuals registered as refugees and asylum seekers in the country, 51% are female and 49% are male. While children below 18 years constitute 58% of the population, women and children combined represent 80% of the beneficiaries. Most of the beneficiaries are Burundians (71%) compared to Congolese (29%). Asylum seekers comprise 51,720 (24%) while refugees are 161,555, equivalent to 76%. The high crude birth rate among the refugee populations in the camps contributes to a 4% increase in the overall population.

Violent clashes in the eastern DRC between non-State armed groups and government forces in early 2023 have driven hundreds of thousands to flee their homes in search of safety. Since the beginning of the year, Tanzania has been receiving asylum seekers from Masisi and Rutshuru territories in North Kivu. As of 31st of July 2023, a total of 12,280 individuals had arrived in Kigoma, where 10,625 (84%) were registered in Nyarugusu camp. About 56% of the new arrivals were female.

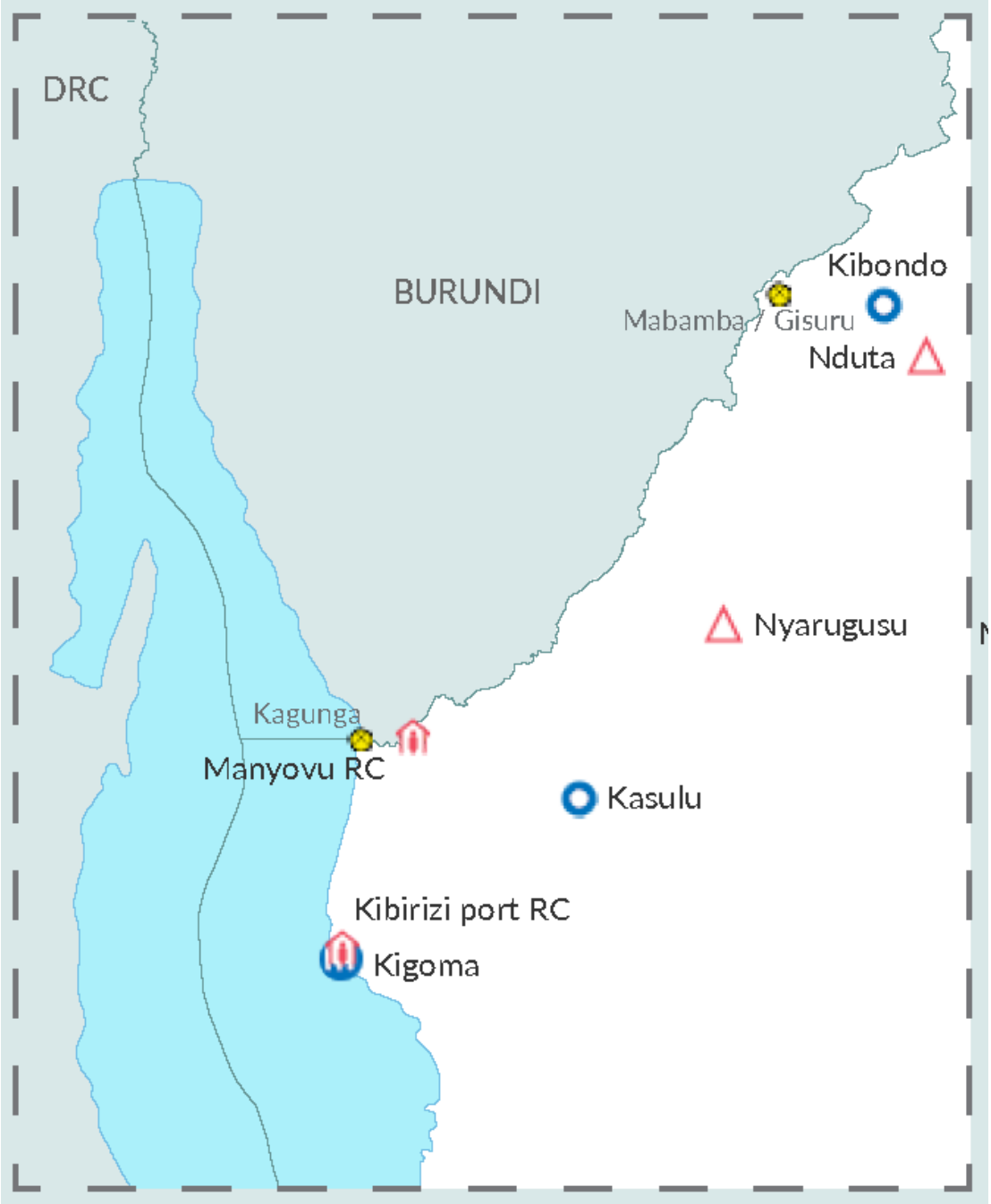

Figure 1: Refugee Camps Tanzania

The humanitarian response for the provision of life-saving aid and key basic services to refugees and asylum seekers in the country is led by the of Ministry of Home Affairs Refugee Services Department (MoHA), supported by UNHCR and other humanitarian agencies. Refugees mainly depend on humanitarian assistance, as they have limited livelihood options due to encampment practice. UNHCR and other humanitarian partners have continued to work with the Government of Tanzania to seek viable alternatives towards increasing refugees' access to livelihood opportunities in the interim, as opportunities for durable solutions are sought.

Repatriation Strategic Context

From 2017 to 30th September 2023, a total of 157,437 Burundians voluntary repatriated in dignity to their country of origin, 50.3% of which were women. By the end of 2021, Mtendeli camp was closed with majority of the population relocated to Nduta while few voluntarily repatriated to Burundi. Since the last JAM exercise in 2021, as part of durable solutions, 7 883 Congolese and 384 People We Serve from other nationalities have been resettled to the third countries.

1.2. Refugee policy environment

Tanzania Refugee Legal Framework

Tanzania has been hosting refugees for more than five decades and has been experiencing several protection issues which led the Government to formulate Policy and Laws managing refugees' aspects. The limitation of refugees' movement outside the camp and other camp restrictions are protection issues governed by the Refugees Act of 1998 and the 2003 Refugees Policy, implemented under the Ministry of Home Affairs (MoHA) through the Refugee Services Department.

For instance, the prohibition of all income-generating activities within the camp, including transportation; the closure of shops, as well as money transfer services; and the closure of common markets were mentioned to be strategies to ensure safety and security prevail in camps. However, these restrictions have also led to additional challenges for the refugee communities in terms of livelihood and protection, particularly so in the current situation, where the refugee operation in Tanzania is critically underfunded and the necessary minimum of humanitarian assistance cannot be provided.

The opportunities to access food varieties for dietary diversity, kitchen garden activities were suspended and re-opened at household levels, demo plots have been used to improve skills on small scale kitchen gardens. While small-scale kitchen gardening has been approved since the second half of 2022, financing remains insufficient to cover most refugee households.

As part of ensuring refugees, especially the most vulnerable population have access to dietary diversity, WFP has maintained the supplementary feeding programme ration at 100%. UNHCR has been providing complementary feeding to chronically ill patients while both agencies have been implementing kitchen gardening activity albeit at lower coverage.

Despite the challenges and low funding levels, agencies have tried to maintain services within acceptable standards for key thematic areas including Protection, education, health, food, shelter and water, sanitation, and hygiene (WASH). However, with the current funding situation and encampment policy, the situation in the refugee camps unfortunately is falling below an acceptable minimum humanitarian threshold.

United Nations Kigoma Joint Programme

The United Nations Joint Programme for Kigoma (2017-2022) is an area-based UN joint-programme that cuts across multiple sectors aimed to improve development and human security in Kigoma by addressing the causes of migration, poverty and insecurity. The programme involves 16 different UN Agencies and was developed in cooperation with the regional and district authorities based on the development needs of Kigoma and the capacities of the UN in Tanzania.

The programme focuses on both the host population and refugees and migrants in the refugee hosting districts of Kasulu, Kibondo and Kakonko. The humanitarian-development nexus is supported by linking together the UN's existing response to refugees and migrants with an increased focus on developing the host communities.

Programme activities are aligned to six thematic areas namely: 1) sustainable energy and environment, 2) youth and women's economic empowerment, 3) violence against women and children, 4) education for adolescent girls, 5) water, sanitation and hygiene and 6) agriculture.

2 – JAM Rationale, Objectives, Methodology and Thematic Areas

2.1. JAM rationale

UNHCR and WFP JAM guidelines specify that JAM should be carried out every two years, to inform updated understanding of food security, nutrition and related needs and services in refugee camps. The last JAM exercise was conducted in November 2020, where Tanzania was hosting 227,896 refugees and asylum seekers in three camps namely Nyarugusu, Nduta and Mtendeli. Mtendeli camp was closed in December 2021 and consolidated into Nduta camp. Despite ongoing repatriation of Burundian refugees, the number of refugees and asylum seekers has slightly increased due to new influx from DRC. The 2023 Joint Assessment Mission was conducted in October and came at a time following a series of global crisis such as the Covid-19 Pandemic and the global economic crisis, which further reduced funding available for the protracted refugee crisis in Western Tanzania.

The 2023 JAM was undertaken in close collaboration between MoHA, UNHCR and WFP as well as other UN agencies including United Nations Children' Fund (UNICEF), United Nations Population Fund (UNFPA), and International Office for Migration (IOM). Non-government partners (NGO) working in the refugee camps were invited to participate in key informant interviews and supporting the JAM team during the field work. The JAM covered both Nduta and Nyarugusu camps and selected villages in the host community areas.

Some major achievements since the last JAM in November 2020 include WFP's launch of the new Country Strategic Plan (CSP) 2022-2027 in July 2022, which focuses on both the assistance to refugees and the host population and other vulnerable population affected by shocks and stressors and launch of the United Nations Sustainable Development Cooperation framework (UNSDCF) which include refugee activities under UNSDCF Outcome 4: 'Enabling environment'. WFP launched the 2023-2024 Call for project proposal through United Nations Partner Portal (UNPP) for all activities, a cost-effective shift from two to one cooperating partner to manage food and nutrition activities in both camps, and maintenance of distribution of food to supplementary feeding programme (SFP) beneficiaries at 100%. Other achievements include resumption of small-scale kitchen garden support to refugees; 100% distribution of fortified maize meal to prevent or reduce prevalence of anaemia and scale up of SCOPE - a WFP Beneficiary Management system to cover all populations in Nyarugusu and Nduta camps.

UNHCR and WFP conducted joint fundraising activities by organizing donor mission to the field to gain insight to the conditions in which refugees and asylum seekers live. The 2021/22 and 2022/23 Regional Refugee Response Plan (RRRP) to articulate the response of the operational partners to the needs of DRC refugees to support joint resource mobilization, and Joint UNHCR/WFP training to national and incentive staff on protection from sexual exploitation and abuse (PSEA) and fraud management as part of ensuring good conduct of humanitarian staff and accountability to donor resources.

Despite some challenges, the major one being low funding levels, agencies have tried to maintain services within the acceptable standards for key thematic areas including Protection, education, health, food, shelter and WASH. However, food rations have remained at low levels and reached the lowest (50%) in June and July 2023, before improving to 60% in August 2023, with the introduction of wheat flour. The 2023 JAM aimed to provide an opportunity to review the nutrition and food security status of refugees in the wake of reducing resources, and to demonstrate how the existing livelihoods opportunities such as kitchen gardens impact on the food security and nutrition status of the refugees and the livelihoods of the local population.

Several setbacks impacted the implementation of the 2020 JAM recommendations. Among others, the food ration size for the General Food distribution (GFD) has been fluctuating since the year 2020, going down to 68% of the full requirement (i.e. 2,100 kcal). The ration was further reduced to 65% of the required kcal in March 2023, and reached as low as 50% in June 2023 due to funding shortfalls without further expected contributions soon.

The JAM could not be conducted in 2022 as scheduled, to allow WFP and UNHCR to focus on implementation of other critical activities, thereby postponing it to 2023. From the 2020 JAM, fifty-one (51) recommendations were translated into practical actions through a Joint Plan of Action (JPA). Of the total recommendations, 41% were achieved across all policy, programming and technical areas, 44% are in progress, 14% were constrained and 1% was suspended. Since some of the recommendations were not implemented due to resource constraints, there is a need to improve partners' capacity and mobilize more resources to stabilize and strengthen existing programs.

2.2. JAM objectives

The goal of the United Nations High Commissioner for Refugees (UNHCR) and World Food Programme (WFP) Global Partnership is to ensure that food security, basic needs, and essential services to People we Serve (PWS) are adequately addressed.

Specifically, UNHCR and WFP seek to contribute to the:

- '**Restoration and/or maintenance of a sound nutritional status** through culturally acceptable food assistance that meets internationally acceptable standards of assessed nutritional requirements as jointly agreed upon and specified in Joint Plans of Action,

- **Assess the impact of different shocks** including Covid-19, the global economic crisis, and increased insecurity in the neighboring countries on food and nutrition security among the refugees and the host population.

The overall objective of 2023 Joint Assessment Mission was to evaluate food security and nutrition situation Vis a Vis low funding situation, needs, vulnerabilities of PwS with regards to food, capacities, nutrition, and other protection needs such as use of firewood as the main source of cooking for refugees, the collection of which exposes them to serious protection risks and contributes to environmental degradation. The JAM therefore aimed to inform the combined impact of the limited funding and real situation on food security and nutrition, access to essential services and determine the appropriateness of the current food system and non-food measures and provide recommendations.

Specific Objectives

Specifically, the 2023 JAM aimed to:

- **Assess the effectiveness of the operation since the last assessment**, and outline a vision for how refugee needs in Tanzania will be met during the coming two years and into the future,
- **Examine the status of implementation of key recommendations from the 2020 JAM** report especially recommendations that are still in progress, constrained or suspended including factors that contributed to their successful accomplishment,
- Assess the quality, effectiveness and appropriateness of ongoing food security and nutrition interventions,
- **Provide recommendations** to various actors based on the findings of the assessment as well as commend instances of **good practices in programme delivery** and advocate for additional resources as required,
- **Examine 2021-2023 food targeting mechanism and criteria for assistance** and establish if there is need for adjustment in 2024,
- **Identify additional sectoral needs** and interventions required to protect and ensure refugees' food security and nutritional status,
- **Prioritize** the needs identified,
- **Assess arrangements** in place to **support new arrivals reception** and **voluntary repatriation and resettlement process**.

2.3. JAM methodology

The 2023 JAM collected, compiled and triangulated information from the field using a combination of methods, mainly qualitative, as highlighted below:

1) **Secondary data review:** involved a broader review and consolidation process of available documents and reports, including project operation and implementation documents, refugees and host community assessments and surveys, strategic documents and other relevant documents and data related to food security, nutrition, livelihood, protection and programming. The status of implementation for 2020 Joint Plan of Action was also reviewed. Information gaps were identified and included in

the field work. A repository link was created to facilitate access to data by JAM teams. Desk review continued during field data collection and report writing.

2) **Primary data collection:** qualitative information was collected during field mission in Nyarugusu and Nduta camps, to answer key questions, collect missing information, triangulate and verify information. Missing information was collected through semi-structured interviews with key informants including government representatives, UN agencies and NGOs/partners working under specific sectors in the camps. Visits were also made to various sites in the camps (Extended Delivery Point, distribution centres, health facilities, kitchen gardens and other livelihood activities, WASH centres and schools) for observation purposes. The JAM team also held meetings with MoHA and regional authorities before the field work, and after the field work to present preliminary findings and feedback.

The JAM exercise was jointly led by MoHA, WFP and UNHCR, with the participation of other UN agencies (UNICEF, UNFPA and IOM) and Kigoma Regional Administrative Secretary (RAS) office.

2.4. JAM thematic areas

The 2023 JAM covered six thematic areas:

Thematic area 1: Policy and Coordination
Thematic area 2: Food Security and Nutrition
Thematic area 3: Livelihoods (Kitchen gardens, Energy, Environment)
Thematic area 4: Protection (Protection, Registration, Durable solutions, PSNs)
Thematic area 5: Essential Services (Health, WASH, Education, Shelter, NFIs)
Thematic area 6: Host Community

3 – Thematic Area 1: Programme Policy and Partnership

The JAM findings 2023 again reconfirmed that under the leadership of the Ministry of Home Affairs (MoHA) there is a very good coordination and collaboration between MoHA, UNHCR, WFP and all agencies involved in the implementation of the refugee operations in the camps. This is particularly the case and most visible at camp management level and was confirmed to apply as much during everyday operations in the camp, as well as for the ongoing repatriation procedures and the influx of new refugees from the Democratic Republic of Congo (DRC). This good coordination is effective through coordination platforms (e.g. Camp coordination and camp management (CCCM) monthly meetings or food coordination monthly meetings) and practical arrangements, that work very well at the operational field level and in both camps. Particularly noticeable with regard to the latter, is for example the finding that UN agencies and NGOs working in the camps are often sharing resources at camp level and efficiently collaborating. For example, public announcements or logistic means, such as trucks for service delivery, are used jointly and thus with higher efficiency. Finally, there is also collaboration for advocacy, where most of the joint advocacy with MoHA, WFP and UNHCR at field level was done during donor's field missions, for example the Ambassadors' mission in June 2023, or during assessment missions such as the Community and Household Surveillance (CHS), done in August 2023, that helped feed the joint advocacy at higher level.

Challenges were, however, identified as follows:

- Due to the restrictions following from the encampment policy, limited options and solutions are available to the partners in the camp to tackle emerging challenges linked to service delivery, e.g. limited livelihood opportunities, few means of transportation.
- Joint feedback is not given in a timely manner to the refugee community grassroot level after assessments have been conducted, as well as refugees expressed unclarity and a lack of explanation to the refugee community about the processes, objectives and follow-ups of assessments.
- Furthermore, refugees expressed the lack of a confidential channel to report sensitive matters, for example allegations of Sexual Exploitation and Abuse (SEA).
- Due to the on-going repatriation, former committee members (especially for food and environment committees) who went back to their country of origin are not replaced timely, leading to a gap in service delivery.
- Some data mismatches/challenges that arose from the 2014 population verification are still pending solution, since they ought to be resolved during the anticipated individual verification exercise but has lagged due to funding gap. Funding gap is not only affecting the basic humanitarian assistance and services provided to the refugees in both camps, but it is also affecting the efficiency of service delivery.

- Refugee leaders deplored that they are not involved more to assist with transmitting information on assistance and services from agencies to refugees or to assist refugees in need better during distributions or service delivery, as they feel they could play a bigger role in taking leadership and ownership in this regard and supporting effectiveness of major service delivery mechanisms.

4 – Thematic Area 2: Food Security and Nutrition

4.1. Food Security

4.1.1. Food Availability

Refugees mostly depend on WFP food, complemented with exchange or purchase of food from host community (mainly cassava, yams, dagaa, palm oil, industrial oil and vegetables such as tomatoes, onions) and own production (mainly amaranth). There is limited capacity to complement WFP food due to small plot size that does not allow meaningful own production, lack of inputs such as seeds, fertilizer and pesticides, and lack of water for kitchen gardening activities, especially during the dry season. While some agencies including WFP support kitchen garden activities, only a small number of refugees is covered due to lack of funding. Availability of alternative food from the host community varies according to seasonality, where it is mostly available from February to July while October to January (lean season) is the most difficult period. Vegetables availability increases during the rainy season due to abundant availability of water.

4.1.2. Food Access

According to the focus group discussion (FGD) respondents, access to sufficient and diversified food is limited, following reduced rations, suspension of SuperCereal in the general food basket in 2021, low purchasing power and limited supply of complementary food in the stalls (mostly vegetables and dagaa, meat is available but only few households can afford).

FGD respondents indicated that the food situation deteriorated compared to 2020 as the food ration went further down, and SuperCereal was removed from the food basket. Refugees cope by eating one meal a day, drinking porridge only, selling NFIs/household items, illegal movement outside the camp.

4.1.3. Food consumption

The FGD respondents indicated that introduction of wheat flour in the food basket in September 2023 has increased food varieties, due to multiple use of wheat flour for preparation of ugali, porridge, chapati and mandazi. Wheat flour is also palatable even to people who do not consume maize meal due to their medical conditions. However, the FGD respondents noted that wheat flour runs out quickly (same as cassava flour) as more volume is required during food preparation. Some refugees requested to be given maize meal instead of wheat during food distribution, suggestion that wheat flour should be distributed together with maize meal to extend number of days. Distribution of wheat has also increased cost of vegetable oil required to prepare chapati, bread and mandazi. Some FGD respondents especially the Congolese indicated that some households don't know how to cook ugali using wheat flour.

Food storage at household level is poor, as it is kept on dirty floor or bricks. Although WFP distributes empty bags for keeping food, FGD respondents indicated that they are insufficient and not regularly distributed. In addition, the FGD respondents consider the bags inappropriate for keeping food as they are prone to be destroyed by rats and subject food to rats' infestation. FGD respondents also indicated that they lack awareness on proper food handling, especially for wheat flour, while application of hygiene practices is also low. Food storage at household level is also affected by poor condition of some shelters for example in Nyarugusu zone 9, 11, 12, and 13 where many shelters are leaking due to worn out roofs. There is also insufficient availability of cooking utensils affecting food preparation at the household level. FGD respondents noted that due to insufficient availability of cooking fuel, most of the households prefer to cook only once to save the amount of fuel used, affecting meal frequency.

WFP provides a food basket comprised of cereals, pulses, vegetable oil and salt for the general food distribution to all registered beneficiaries and asylum seekers, with the aim of reaching the recommended daily energy requirements of the 2,151 Kcal/person/day. Food is distributed in cycles of 28 days. The food ration has been fluctuating due to resource constrains, reaching as low as 50% of the recommended Kcal in June and July 2023. The ration level went back to 60% in August 2023 with the introduction of wheat and was still at that level when the JAM was fielded.

Figure 2: Ration entitlement by cycle (% of full ration)

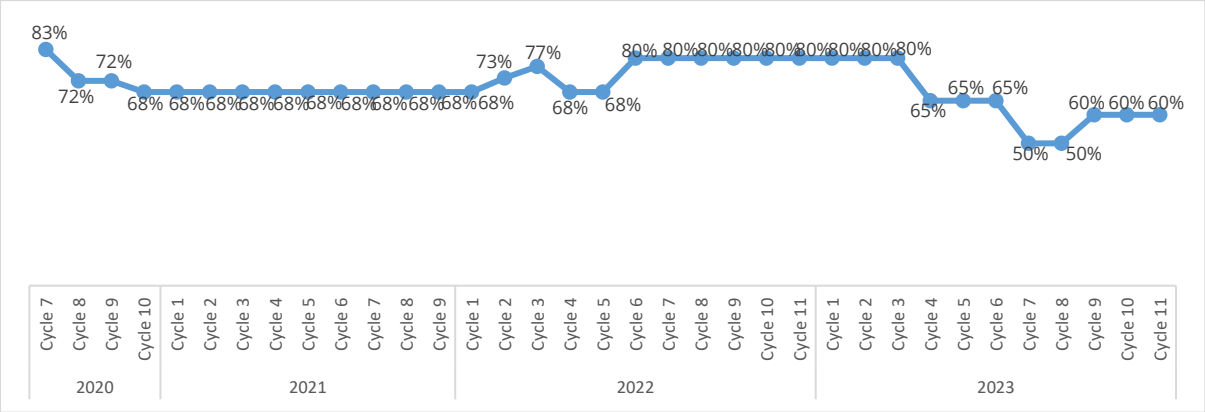

Source: CHS 2023

In addition to general food distribution, WFP provides supplementary rations for children, pregnant and lactating women (PLW), inpatients, and people living with HIV/AIDS. Also, new arrivals receive hot meals at the reception centre. Food ration for supplementary feeding was not affected by the ration cut.

Although the distributed food commodities are meant to last 28 days, the 2023 CHS results indicated that cereals lasted 16 days, pulses lasted 11 days, vegetable oil lasted 9 days and salt lasted 13 days. This is a remarkable reduction compared to 2022 for all food items. Most of households (86%) attributed the reason to ration reduction. Households indicated that they eat once a day or drink porridge instead of eating ugali to extend the number of days food is available at household level.

Number of days food last

Maize meal	16 days *(21 in 2022)*
Pulses	11 days *(14 in 2022)*
Vegetable oil	9 days *(14 in 2022)*
Salt	13 days *(21 in 2022)*

The 2023 CHS explored household's capacity to access a wide variety of food groups, using Food Consumption Score (FCS), a proxy measure of food consumption and food security at the household level. FCS considers food diversity, food frequency and the relative nutritional importance of different food groups to categorize the households in acceptable, borderline and poor consumption groups.

The CHS noted a steady deterioration of food consumption score due to reduction in food ration and limited access to complementary food. The mean Food Consumption Score dropped from 44 in 2020 to 40 in 2023. Households with insufficient food consumption (poor and borderline consumption groups) increased to 32% compared to 19% during the 2020 JAM and 28% in 2022 CHS. Households in Nyarugusu had a better food consumption compared to Nduta. The trend analysis presented in Figure 3 below indicates that prevalence of insufficient food consumption has been at the highest rate in recent years.

Figure 3: Food Consumption Groups August 2019 - August 2023

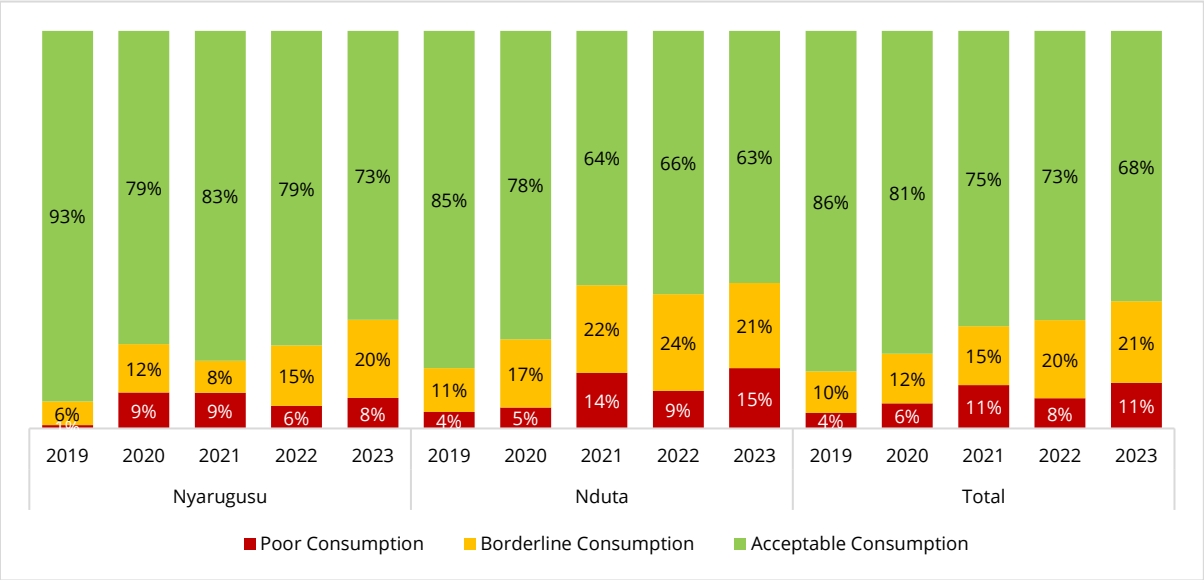

Source: CHS 2023

Trends of Household Dietary Diversity Score, a qualitative measure of household access to a variety of foods over a given period, indicate that from 2019 to 2023 households consumed

an average of four types of food groups out of seven. This is a low dietary diversity, using the HDDS cut off points, which may expose households to food insecurity and malnutrition. Although kitchen garden was resumed in 2022, the number of households supported are too limited small to show a meaningful impact on HDDS.

Figure 4: Dietary Diversity Score Trends

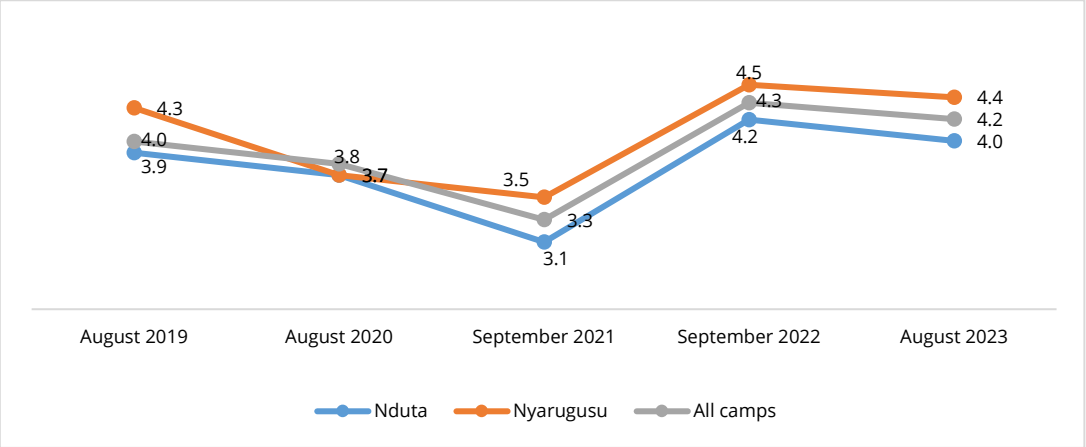

Source: CHS 2023

4.1.4. Impact of food ration reduction

Ration reduction has had undesirable impact on refugee households, including household conflicts/separation, increased morbidity and increased school dropout, where some Burundian children work for food for the Congolese e.g. cleaning, fetching water and brick making. Male FGD respondents indicated that the reduction in food rations has led to loss of fathers' honour in the family, as they are unable to provide for their households, leading to separation. Some women resort to survivor sex/prostitution to obtain food for their children. Some children illegally go outside the camp to do domestic work where girls are sexually abused, resulting to early pregnancies. Burundian women/mothers also work for the Congolese for cash, leaving children unattended for long hours, which may affect childcare practices. Other effects include increased food theft from the houses, men risking going outside the camp in search for food and sale of non-food items especially for the new arrivals. FGD respondents in Nduta indicated that some children are going to the forest to collect wild fruits risking their safety, where 2 boys died in July after falling from the trees. Household members most affected with food shortage include children under 5 years, orphans, people with specific need (PSNs), young girls, women at risk (single mothers and young mothers), elderly and single-member households. Heads of households are also stressed since they need to figure out how to complement WFP food to meet household food needs. (Please also refer to Chapter 6 'Thematic Area 4: Protection' for further details and analysis of the protection concerns and harmful coping mechanisms in the camps.)

The 2023 CHS assessed the level of stress households face following food shortfall and how they cope, using reduced Coping Strategies Index (rCSI), which is also a proxy indicator of

household food insecurity. The CHS recorded a remarkable increase in the overall rCSI score (severity of coping) from 16.6 in 2022 CHS round to 26.6, which is the highest figure on record. This indicates increased stress to meet food needs and deteriorating food security situation among the PwS, as households with high coping also almost doubled (from 37% to 71%). Nduta had a slightly higher rCSI (29.0) compared to Nyarugusu (24.2). While there was a slight difference in the rCSI score of male and female headed households, there were more female headed households with high coping (75%) compared to male headed households (69%).

Figure 5: Coping Strategy Index Trends

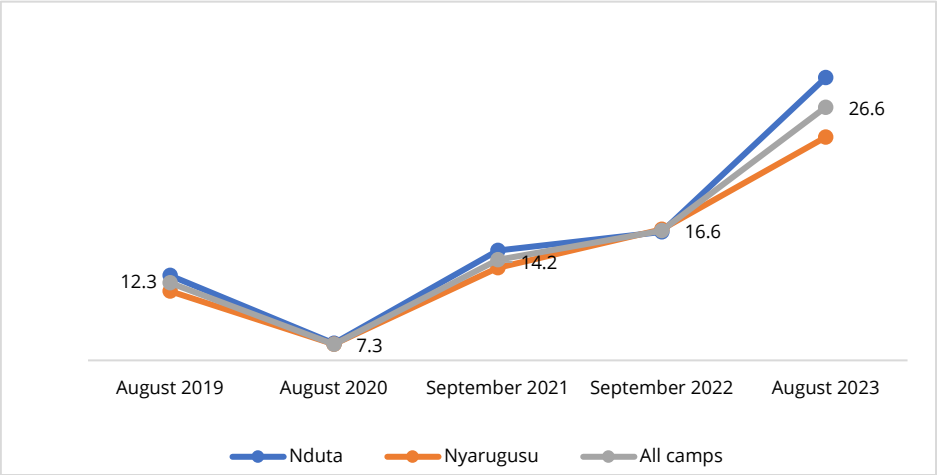

Source: CHS 2023

Refugees indicated that they cope with insufficient food by borrowing, eating once a day/skipping meal, drinking porridge instead of a proper meal of ugali and eating less quantity. Some households applied extreme coping strategies, including selling household items and illegal movement outside the camp where they are engaged in casual labour activities, prostitution and child labour. The coping strategies cited during FGD align with the consumption based coping strategies recorded by 2023 CHS as displayed on Figure 6 below.

Figure 6: Coping strategies used

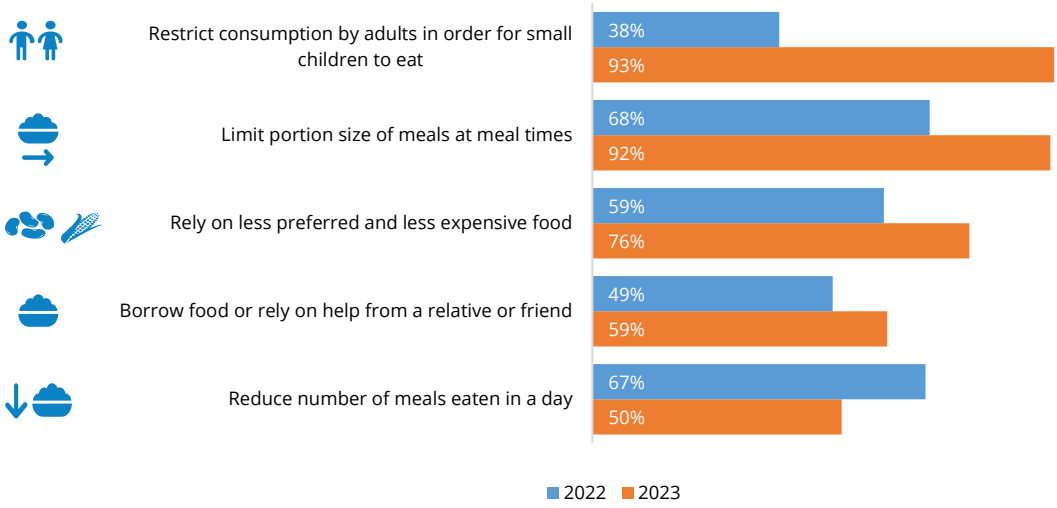

Source: CHS 2023

The 2023 CHS noted an increase in households applying coping strategies from 89% in 2022 to 99% in 2023, indicating that almost all households faced food shortage. A remarkable increase was noted in the households restricting consumption of adults for children to eat from 38% in 2022 to 93% in 2023. The households limiting portion size also increased from 70% in 2022 to 92%, indicating insufficient consumption of food. Similarly, households consuming less preferred and less expensive food increased. Consuming less quantity and poor diet, may subject households to potential deterioration in food security and nutrition status.

4.1.5. Food Distribution System

The food distribution system has improved remarkably with the introduction of SCOPE, which has simplified the verification process, reduced fraud/cheating and reduced waiting and distribution time, as there are clear time slots for households to receive food. As a result, congestion has been reduced. Introduction of digital weighing scales has facilitated refugees to verify their entitlement against SCOPE receipts. There have also been sufficient and clear announcements and improved crowd control. From the 2023 CHS report, 80% of the households were satisfied with the food distribution arrangements. Areas of satisfaction for these households include announcements before and during food distribution, crowd control, verification and scooping process.

Figure 7: Areas of satisfaction

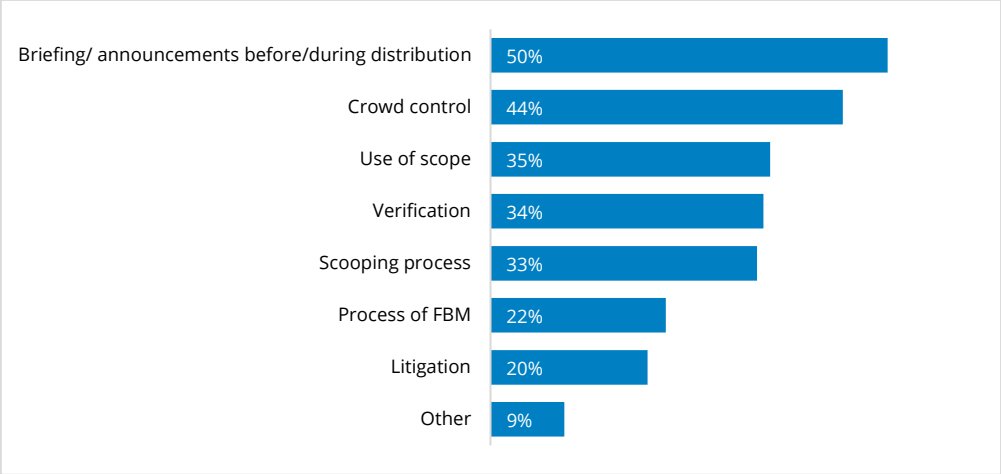

Source: CHS 2023

Existing food distribution challenges highlighted by the refugees during focus group discussions include technical glitches with some SCOPE devices, and insufficient weighing scales especially in Nyarugusu camp, where scales are shifted from one center to another causing damages to some of the weighing scales. While refugees depend on empty containers provided by WFP to carry food home, there was an indication that distribution of empty bags is not regular and there is a long-time lapse before they are distributed. In Nyarugusu camp there were concerns about increased population to be fed per day due to new arrivals and refugees suggested to add distribution days for the Congolese caseload to reduce distribution time. FGD respondents and KII were both concerned with shortage of transport for the PSNs, as tricycles are insufficient with multiple use, and are not regularly available.

For the food basket monitoring (FBM), the key informants in Nyarugusu indicated that there was an issue with lack of compatibility in the types of weighing scales used by the partner distributing food (WVT) and the partner doing food basket monitoring (TRCS). The later borrows scales from the former to ensure consistence, sometimes leading to closure of some chutes during food distribution. There also concerns with FBM staff turn-over, and cheating by self-selected beneficiaries who would reduce some amount of food before turning up at FBM and demand for compensation.

FGDs and KII indicated that the food committees are not functioning well, and their roles of food committee members were not very clear, as some are involved in food scooping. Lack of visibility for food committee members especially in Nyarugusu camp, makes it difficult for food committee members to be easily identified by the community. In Nyarugusu camp, food committee members of different nationalities work at one centre, making it difficult for some Burundians to communicate easily when they meet Congolese food committee members.

Element 4.2: Nutrition

4.2.1. Maternal, Infant, Young Child Feeding (MIYCF) Practices

During the JAM field visit, sub optimal Infant and Young Child Feeding (IYCF) practices were noted in Nyarugusu camp, including reduced meal frequency emanating from food sharing and selling, and limited food diversity during introduction of complementary foods. Breast milk is also insufficient following reduced rations. The JAM also noted low acceptability of Iron Folic Acid (IFA) among pregnant women attending Ante natal clinics and this is due to false belief that it would cause excessive bleeding during childbirth (labor) and also they cause nausea. There was also low acceptability of Micronutrient Powder (MNP) which was related to the belief that it increases appetite while the food ration is insufficient. But also, the respondents claims that the caretakers don’t see changes in children when using MNP. It was observed that some households are using MNP as fertilizer for the kitchen gardens. There were also concerns from the women on inadequate support from care providers for timely initiation of breastfeeding after delivery.

However, improved IYCF practices were noted in Nduta because of existing Social Behaviour Change Interventions (breastfeeding, food practices and taboos). Most refugees reported that when they came to the camps, they had negative behaviours related to food and nutrition such as restrictions in consumption of certain foods, but this has changed due to the sensitization and education which is offered in the camp. Breastfeeding support has also contributed significantly to the improvement of related practices.

Sharing of specialized nutritious food such as SuperCereal Plus and micronutrient powder (MNP) was highly reported during FGD and KII. Following ration reduction, the SFP foods are utilized by the entire family not just the intended beneficiaries.

4.2.2. Nutrition status

Ration reduction and pipeline break for SuperCereal has led to deterioration of nutritional status among the refugees, particularly an increase in acute malnutrition cases. In addition, there has been an increase in negative coping mechanisms such as reduced meal frequency, while sharing of specialized nutritious food such as SuperCereal+ and MNP was also highly reported.

The Standardized Expanded Nutrition Survey (SENS) conducted in September 2023 indicated that the weighted prevalence of acute malnutrition for the two camps was 2.4% compared to 1.8% in 2021. A significant increase in the prevalence of acute malnutrition was noticed among the Congolese population.

Figure 8: GAM rate in refugee camps

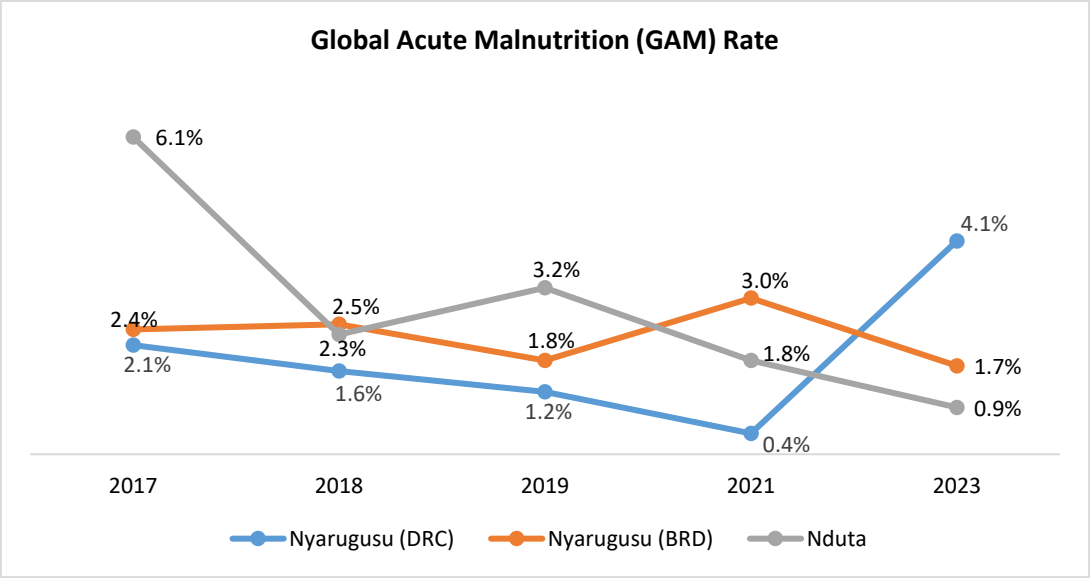

Source: SENS 2023

Limited food diversity (monotonous foods) during the introduction of complementary food has contributed to deterioration of children aged 6-23 months. When the child starts to wean, introduction of variety of complementary foods is key. In the refugee's context there is limited

variety of foods for complementary foods and over time children get tired of the same diet provided and start to refuse eating. This coupled with reduced breastmilk production reported by mothers over time results into increase in acute malnutrition cases.

The overall weighted prevalence of chronic malnutrition in the two camps as measured by stunting, stood at 43.43%, which is categorized as very high according to World Health Organization (WHO) classification of public health significance. This an increase compared to 39.1% recorded in 2021 SENS. The prevalence of stunting by camp was 43.6% in Nyarugusu Burundian and 35.9% in Nyarugusu Congolese. A statistically significant increase from 39.9% to 52.1% was noted in Nduta camp between 2021 and 2023. When segregated by sex, boys seemed to be more stunted than girl across all the camps.

The weighted prevalence of stunting was 43.4% compared to 39.1% in 2021. Stunting prevalence of 43.6% (36.9 - 50.5) and 35.9% (29.5-42.8) was revealed in Nyarugusu Burundian and Nyarugusu Congolese camps respectively. Prevalence of stunting however, remained above the critical level according to WHO classification of public health significance.

Figure 9: Stunting prevalence in refugee camps

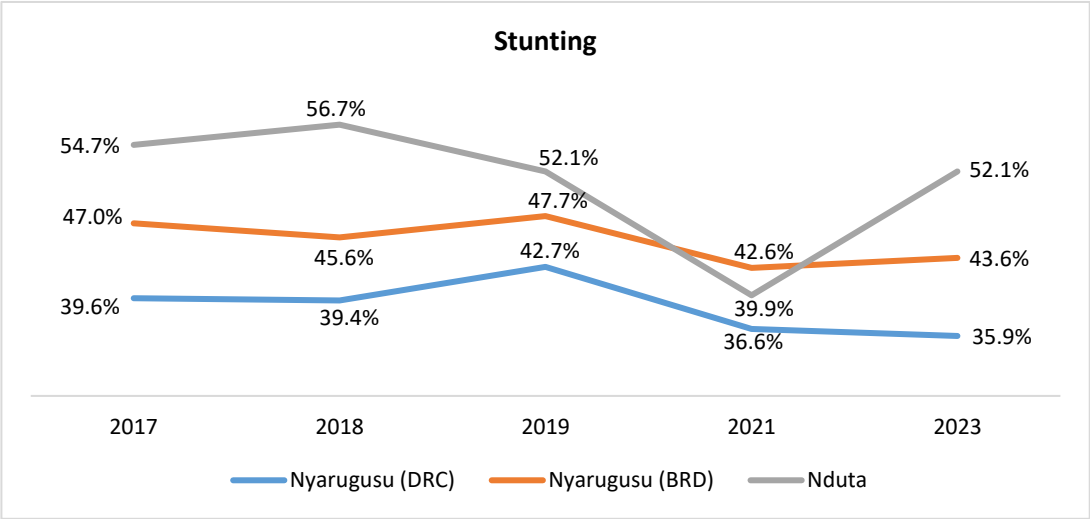

Source: SENS 2023

There is inadequate support from care providers for early initiation of breast feeding after delivery, and exclusive breast-feeding counselling especially for Congolese population in Nyarugusu. FGD respondents indicated that there is also reduced milk production by mothers who are breastfeeding due to ration reduction. According to the SENS, 77% and 78% of mothers among Nyarugusu Congolese and Burundians timely initiated breastfeeding, while the proportion was slightly higher in Nduta camp (84%).

Malnutrition cases increase with seasonality whereby an increase is noted during the rainy season due to increase diarrhoeal diseases caused by poor hygiene and sanitation practices, and poor childcare as women engage in agriculture activities. KII indicates that acute

malnutrition cases from the host community coming to receive services in the camp health facilities tend to increase during the dry season.

Anaemia remains a public health problem among the refugees and has been on an increasing trend beyond WHO acceptable standards. The weighted prevalence of anaemia in children aged 6 - 59 months was 31.1%, and specifically higher among the Congolese population compared to the Burundians. Anaemia prevalence is also higher in younger children aged 6 - 23 months compared to those aged 24 - 59 months. During the field visit, the mission noted that there is no strategy in place for prevention of micronutrient deficiency disorder.

Figure 10: Anaemia Prevalence (children 6-59 months) among refugees

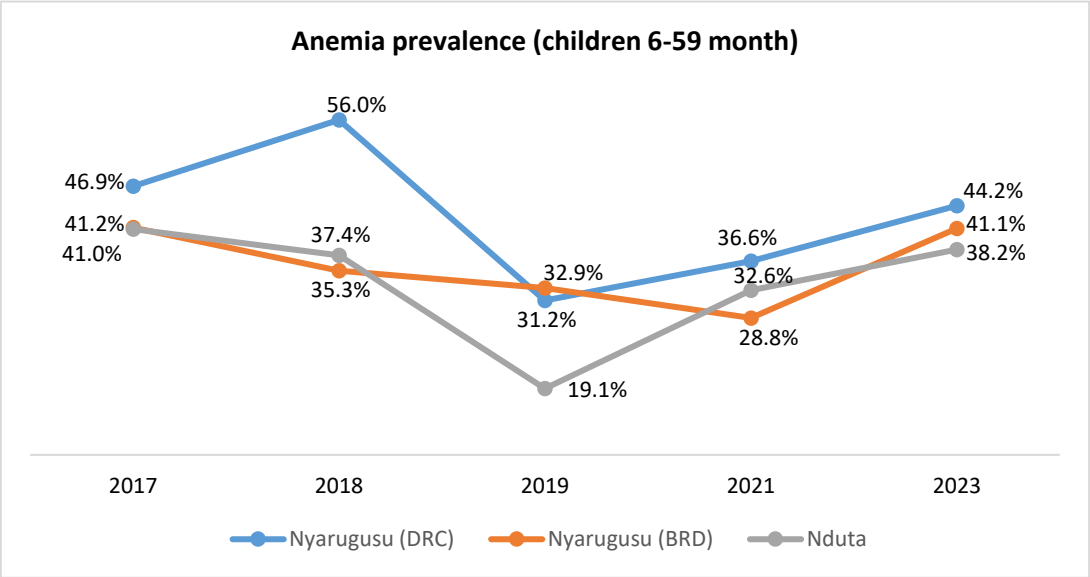

Source: SENS 2023

4.2.3. Nutrition programmes

UNHCR, WFP, UNICEF, Health and Nutrition agencies (MTI, MSF, TRCS, WVT) implement comprehensive nutrition programmes in the camps, involving detection and treatment of acute malnutrition, vitamin A supplementation and deworming for children, Infant and Young Child Feeding (IYCF) practices, Blanket Supplementary Feeding Programmes for prevention of acute and chronic malnutrition and targeted feeding programme for management of moderate and severe acute malnutrition for children aged 6-59 months.

However, the JAM noted a low coverage of complementary feeding programme especially in Nyarugusu camp, where currently only a small number of people with non-communicable and chronic diseases such as diabetes and sickle cell are covered (404 in Nyarugusu and 250 in Nduta). Beneficiaries receive only 400 Kcal/p/d while the recommended is 1400kcal/p/d as per the complementary guidelines. Furthermore, the programme faces occasional pipeline breaks and most of the time the food supply lasts a week, which may not be very useful/sustainable.

Blanket Supplementary Feeding Programme for pregnant mothers covers pregnant women from the second trimester, which makes it difficult to achieve the 1,000 days window when optimal nutrition is critical for brain development, healthy growth, and establishing a foundation for lifelong children's health. Supplementary Feeding Progamme for individuals on Anti-Retroviral Therapy (ART) covers only malnourished cases, which may not be sufficient with reduced food rations. Also, kitchen gardening targets only special groups.

FGD respondents indicated that being a beneficiary of nutrition programs is an incentive to have a big family, thus affecting family planning program. The presence of various additional benefits for certain key groups such as PLW, is an incentive to some families to have more children. In addition, there is community perception that the bigger the family size the more amount of food is available at the household level since children consume less.

4.2.4. Social and behavior change communication (SBCC)

The joint assessment mission noted an improvement in SBCC, following increased male involvement, regular cooking demonstrations provided, quarterly nutrition sensitization meetings and introduction of nutrition information toolkit. While many males participate in SBCC and nutrition knowledge is now recognized by many males who are willing to receive and engage, however poor male involvement has been noted in some cases as most times men are out looking for livelihood means to supplement their diets thus missing key nutrition education and sensitization sessions.

4.2.5. Hygiene and Sanitation at the reception centre

New arrivals in Nyarugusu camp receive wet feeding twice a day at the reception centre. The mission noted poor observation of hygiene safety when providing hot meal at the reception centre, as the food receiving containers stay on the floor for many hours and end up getting dirty which may lead to contamination. Because of the long queues, everyone wants to be the first to receive food. In addition, the food provided at the reception centre is monotonous and beneficiaries lack access to coping mechanism such as kitchen gardening. Since some refugees spend long time at the reception centre before being allocated plots, special groups at the centre miss nutrition preventive programme such as blanket supplementary feeding programme for pregnant and lactating women, and children under two years of age, and complementary feeding for the chronic ill. KII indicated that many new arrivals are in poor nutrition status when they arrive in the camp.

4.2.6. Pipeline break

Pipeline break of some nutrition supplies has been affecting the performance of Therapeutic Feeding Programmes in terms of recovery and length of stay in the programme. This is mainly related to Severe Acute Malnutrition (SAM) programmes where items such as Ready to Use Therapeutic Foods (RUTF) and Therapeutic Milk have been facing short durations of pipeline breaks, resulting to low recovery rates among SAM patients and increased length of stay beyond the recommended 90 days.

Ration reduction and pipeline break of Supercereal, has led to increased acute malnutrition cases, deterioration of nutrition status and increase in negative coping mechanism such as reduced meal frequency. The most affected groups include children, PSN, and pregnant and lactating women. There is also reduced milk production reported by mothers who are breastfeeding because of ration cut. An observed increase in re-admission rates of MAM cases to the programme was noted, with very short duration between discharge and re-admission of just 30 days.

5 – Thematic Area 3: Livelihoods

5.1. Livelihood Activities

As it was also already the case for the JAM 2020, the findings of JAM 2023 show that the restrictions on livelihood activities have drastically impaired the ability and opportunities of refugees for livelihood and income generating activities. However, contrary to the situation in 2020, now in 2023 the situation in the camps at the same time is marked by a stricter implementation of restrictions on livelihood, as well as the drastically reduced humanitarian assistance, due to the funding shortages faced by UNHCR and WFP. Accordingly, refugees are fully dependent on the humanitarian assistance provided, which however is not sufficient, thus forcing refugees to resort to harmful coping mechanisms and to illegal means of surviving, which is exposing them to serious protection risks (for more details, please see Chapter 6 – Protection).

This is shown also once again in the CHS 2023, which reported that 79% of the refugees named WFP food assistance as their main source of livelihood, up from 69% in 2022, 76% in 2021 and 72% 2020. Thus, despite the significant ration reduction, the contribution of food assistance to livelihood further increased, while the contribution of casual labour, small business and skilled trade went further down. Also, the number of households with at least one member engaged in livelihood opportunities shows a downward trend in the past three years from 65% in 2021, to 62% in 2022 to 60% in 2023, however, remains of course significant as households have no other option of securing their livelihood. Male-headed households were more likely to engage in livelihood activities (70%) compared to female-headed households (49%), because male members have more livelihood options and can engage more in risky activities such as going outside the camps. This corresponds with findings in other areas, which show that women-headed households are more affected by the current deteriorated situation.

Figure 11: Proportion of households engaged in livelihood activities

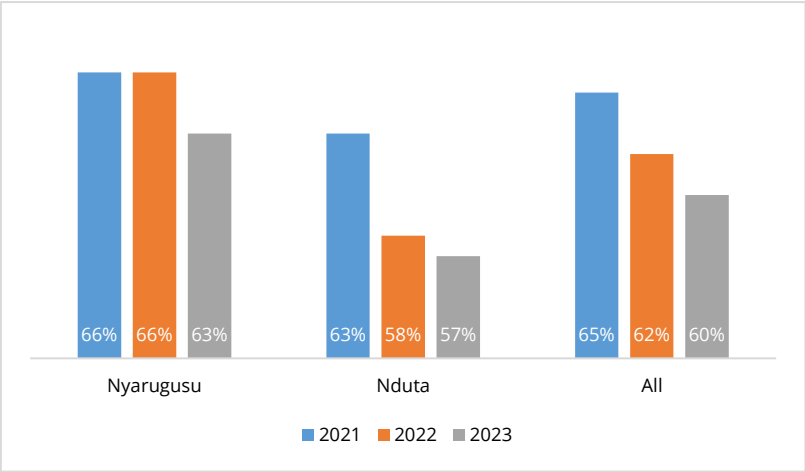

Source: CHS 2023

These numbers very tellingly reflect the growing pressure and deteriorating humanitarian situation that refugees find themselves in, as due to the restrictions they must increasingly rely on the provided food rations, but which have been significantly reduced, while any livelihood opportunity they might try to nevertheless pursue, tends to expose them to serious protection risks.

Corresponding to the above, during the JAM 2023, it was deplored that the few livelihood activities that are allowed and currently being implemented in the camp (kitchen gardens and some vocational trainings) only cover a minor percentage of the camp population, which is 2,352 households due to the limited funding available.

5.1.1 Vocational Training

According to the primary data collected during the JAM 2023, it was found that transferable knowledge is beneficial to returnees, as they can take the new skills with them when they repatriate but also transfer these skills to family or community. Skills on kitchen gardening, the available vocational trainings and online learning have benefited refugees upon being repatriated or resettled.

However, particularly the vocational skills and online learning, have limited effect for the refugees in the camp. Due to the restrictions of the encampment policy, 1) there is very limited space and opportunity to practice the skills learned while in the camps, particularly for Burundian refugees (e.g. in the training 'livelihoods for repatriation' graduates receive skills training, but are not allowed to receive start-up kits to start applying the new skills), 2) only very few refugees or selected categories of the refugees have access to the vocational trainings, and 3) there is a high drop-out rate from classes due to the insufficient food rations.

5.1.2 Kitchen Gardening

According to the findings of the JAM 2023, the upkeep of a kitchen garden has proven effective in contributing to bridging food gaps and supporting dietary diversity. For example, according to the CHS 2023 refugees borrowed less pulses compared to 2022 (i.e., 36% of the population borrowed pulses in 2023 down from 41% in 2022). The availability of vegetables for majority of the households particularly during the rainy season, could have largely contributed to this reduction. It was also found that the training and capacity building for the target groups through the main implementing partners (Danish Refugee Council (DRC), World Vision Tanzania (WVT) and Church World Service (CWS) and additional operational partners (International Rescue Committee (IRC) and Disability Relief Services Tanzania (DRST) is adequate and competent.

Despite the benefits of kitchen garden, coverage remains low to realize full potential in covering food gaps and dietary diversity for more people.

Furthermore, the following challenges were mentioned:

- Inadequate space for kitchen gardening because of restrictions or because of poor soil or forested areas, the later particularly so in zones 4, 11 and parts of zone 9 and 12 in Nduta Camp
- Inadequate water to support kitchen gardening during dry season, as households rely only on wastewater.
- Unclarity on beneficiary selection criteria, which according to some of the FGDs held during the JAM 2023, lacks transparency, in some cases were implemented without engaging refugee leaders and are limiting the involvement of youths (for kitchen garden) or middle-aged refugees (for e-learning)

In addition, it was found that the benefits of the kitchen gardening activity for nutrition and dietary diversity could be optimized through expanded nutrition education to the beneficiaries of kitchen gardening.

5.2. Energy

Cooking energy remains a main concern for the refugees in the camps, as well as for authorities and host communities, since firewood remains as the main source of energy, thus causing major environmental and social concerns, as well as major protection concerns.

According to the CHS 2023, the use of firewood as the main source of fuel for cooking has further increased from 76% in 2022 to 89% in 2023 following an increase in the price of alternative cooking fuel. Expenditure on cooking energy almost doubled (from TZS 6,197 to TZS 11,660 per month) for the second year in a row following low supply.

Figure 12: Main source of cooking fuel

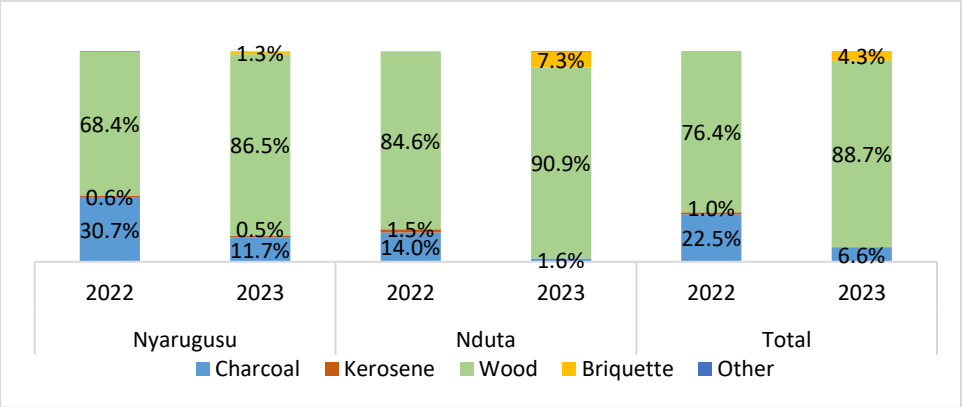

Source: CHS 2023

Firewood is depleted around the camps, so that refugees have to walk up to 10 kilometres to collect firewood, which can take almost the whole day for some. In 2023, on average refugees spent close to two hours walking to firewood collection sites, 93 minutes to collect firewood and more than two hours to walk back (CHS 2023). Thus, the total time required per firewood collection is on average 5-6 hours, whereby 45% of those fetching firewood are travelling over 5km one way (CHS 2023), which is a heavy burden especially for mothers with small children. 73% of the households collect firewood once or twice per week and 76% of those collecting firewood are adult women (CHS 2023), thus being a heavy burden on the refugee women in the camps. While the use of bicycles would have eased refugees the burden of walking long distance to collect firewood, the government banned use of bicycles in the two camps for various reasons.

The latter is also relevant regarding serious protection concerns related to firewood collection. Gender-based violence (GBV) like rape, sexual assault or sexual exploitation during firewood collection were found to be major concerns during the JAM 2023. This has been the case also for the JAM 2020, however, GBV was reported to have increased notably. Other protection concerns faced during firewood collection are physical or mental violence, extorsion, exploitation, abuse and confiscation of tools or goods (please also see Chapter 6 – Protection).

Households also face many other issues during firewood collection. According to the CHS 2023, 86% of the households faced issues while collecting firewood. The major one being excessive distance (45%), mishandling by local authorities outside the camp (31%), verbal harassment or threat (27%) and any type of physical assault (24%).

Given the heavy burden and the risks associated with collecting firewood, during JAM 2023 households reported that this led to households to not have enough cooking fuel. They then resort to harmful coping strategies like skipping meals, undercooked food, selling food and NFIs to buy fuel, stealing firewood from neighbours or host community farms and cutting trees from government or community forests.

Related to this, firewood and bio-briquettes provided to PSNs was repeatedly reported to be largely insufficient to meet household monthly energy needs for cooking. This has been a challenge for some time, and it has been exacerbated by the current funding situation, that has further forced a reduction in the number of PSN households supported.

Households also reported that some varieties of pulses supplied by WFP take long time to cook, thus consuming a lot of fuel. Refugees cope by soaking pulses over night or using sugar, salt or bicarbonates as tenderizers. Some also reported using the micronutrient powder for the same purpose.

Table 3. Distribution of the household by Kitchen Characteristics

Kitchen Characteristics *Those who cooked indoors in*	No. HH Host Communities	% HH Host communities	No. HH Refugees	% HH Refugees
Same living/ sleeping area and have a window	24	16%	3	4%
A separate kitchen building that has a window	14	9%	5	7%
Same living/ sleeping area and has no window	8	5%	28	41%
A separate building used only for the kitchen and has no window	18	12%	16	23%
A separate room in main house and has no window	22	15%	14	20%
A separate room in main house and has window	52	35%	0	0
Others	12	8%	0	0
Number of Observations	150		69	

Source: Energy study on refugee camps in Kigoma (2024)

According to the energy study in refugee camps in Kigoma commissioned by WFP (WFP, 2024), most refugees cook in their main living room, which often lacks or has insufficient ventilation, thus creating health hazards. Particularly smoke generated from undried firewood causes eye irritation and respiratory challenges. Many respondents indicated that they suffer from eye irritation, coughing and respiratory infections due to smoke from the kitchen.

Table 4. Distribution of respondents by Potential cooking health problems

Cooking related health Problems	Community HH		Refugees	
Eye infections/irritation	72	63%	50	57%
Coughing	12	11%	5	6%
Eye infections/irritation Foodborne diseases/diarrhoea due to insufficient cooking/boiling, coughing, neck pain and general body pain	8	7%	11	13%
Eye infections/irritation and coughing	8	7%	11	13%
Acute respiratory infections, Eye infections/irritation, Foodborne diseases/diarrhoea due to insufficient cooking/boiling	7	6%	11	13%
Acute respiratory infections Foodborne diseases/diarrhea due to insufficient cooking/boiling	4	4%	0	0
Eye infections/irritation, Foodborne diseases/diarrhea due to insufficient cooking/boiling	2	2%	0	0
Eye infections/irritation and asthma	1	1%	0	0

Number of observations	114	76	88	88

Source: Energy study on refugee camps in Kigoma (2024)

In consequence of all the above, the JAM 2023 – as well known already – urgently reconfirms that a diversification of clean cooking energy sources such as electricity or LPG would significantly decrease the overreliance on firewood and bio-briquettes. This would significantly reduce cooking energy-related risks including protection concerns, environmental degradation and conflicts with host communities.

5.3. Environment

Environmental degradation in and around the camps remained a fact and a big concern to both authorities and host communities, as well as refugees as it had already been the case in JAM 2020. It is caused by agricultural activities, high population density, low rate of tree planting and low level of environmental monitoring and protection, all of which is of course also closely and critically related to the issue of cooking energy (firewood).

Refugees have highlighted the importance of peaceful coexistence meeting over environmental issues. Those meetings have in the past contributed to improve relationships between both communities and helped to implement effective environment initiatives.

Environmental committees in the camps promote overall management and protection of environmental resources and enhances peaceful co-existence between refugees and host community. About 60% of refugees in the camps adhere to environmental management (stewardship) principles. However, most humanitarian partners working in the camps do not have environmental protection and conservation at the center of their mandate or operations, thus resulting in environmental affairs hardly being prioritized in their operations in the camps and host community. Environmental awareness campaigns for refugees are conducted but need to be scaled up to cover entire camp because currently few zones in the camps are frequently provided with environmental education than others.

A combination of soil fertility and erosion as well as the effects of climate change affect the quality and availability of food. This is because effects such as heavy rainfall, prolonged droughts or diseases outbreaks affect small agricultural activities (kitchen gardens) leading to low crop yield. To mitigate this, partners such as World Church Service promote eco-friendly activities including conservation agriculture (mulching, cover crops, crop rotation, drip irrigation).

Refugees are less involved in the selection and planting of fruit trees in their backyard in comparison to previous years. It was also reported that UNHCR and partners are not providing refugees with fruit trees anymore, which could supplement their food and nutrition intake. Currently refugees are only supplied with environmental trees.

6 – Thematic Area 4: Protection

6.1 Protection Situation, Protection Risks and Harmful Coping Mechanisms

The general protection situation of the refugees has seen a grave deterioration since the last JAM in 2020. This trend resulted as one of the key findings of the JAM 2023, based on the primary data collected, as well as a range of secondary data collected in 2023.
Thereby, it is important to establish that the encountered protection concerns are not new as such. However, the data clearly shows that the unprecedented reduction in food rations and essential services since April and June 2023 respectively, concurrent with the previous reduction of livelihood activities, has led to a sharp increase in harmful coping mechanisms and serious protection risks.

The key protection concerns reported during the JAM exercise, are child labour (including in heavy casual labour, such as brickmaking), domestic violence, family conflicts and family separation, physical and mental violence, gender-based violence (GBV), extorsion, exploitation, abuse and confiscation of tools or goods.
The key harmful coping mechanism include survival sex, school dropouts and child neglect (due to parents having to absent themselves for finding food/livelihood), begging, borrowing, selling of food or NFIs, stealing of crops from local farms or stealing of food or NFIs within the camps, increased movements, and activities outside the camp despite facing the above-mentioned protection concerns when doing so.

Given the sensitivity of particularly the protection concerns, but also some of the harmful coping mechanisms, it is always challenging to collect quantitative data in this regard. Accordingly, there is limited quantitative data also from the secondary data, however, the qualitative data collection painted a very clear picture, as these concerns were reported throughout the different consulted groups and informants. Furthermore, the CHS 2023 did capture some relevant quantitative data on some key indicators regarding the mentioned protection concerns and harmful coping mechanisms while unfortunately, the 2023 Participatory Assessment Report for Nduta was not yet approved by MOHA.

For example, in the CHS 2023 21% of households reported resorting to begging as a livelihood coping strategy (up from 8% in 2022). 53% of the households borrowed food or cash to buy food before the last distribution, whereby 99% of these households did so because the food ration was not enough. 10.3% sold a portion of food ration. Reasons for selling the food was the need for other food items (64%), to meet transportation costs (48%), not having any other source of money (26%) or buying non-food items (18%). Important to note that on average 58% of the household expenditure is spent on non-food expenditure (42% on food expenditure), thus also highlighting the close interconnection between food and NFI and thus the double effect of the food ration reduction concurrent with the overall assistance reduction and thus the increased pressure to resort to harmful coping mechanisms.

On school dropouts, the CHS 2023 captured the drop-out rate at 14.3% (up from 10.7% in 2022). The reasons for dropouts were truancy 43%, lack of clothes 21% (up from 4% in 2022), lack of school materials 19% (up from 8% in 2022), lack of food 12% (up from 2%) and child labour 8% (same as 2022). Moreover, during the CHS, refugees reported the following as the effects of the ration reductions:

Figure 13: Effects of ration reduction as reported by household.

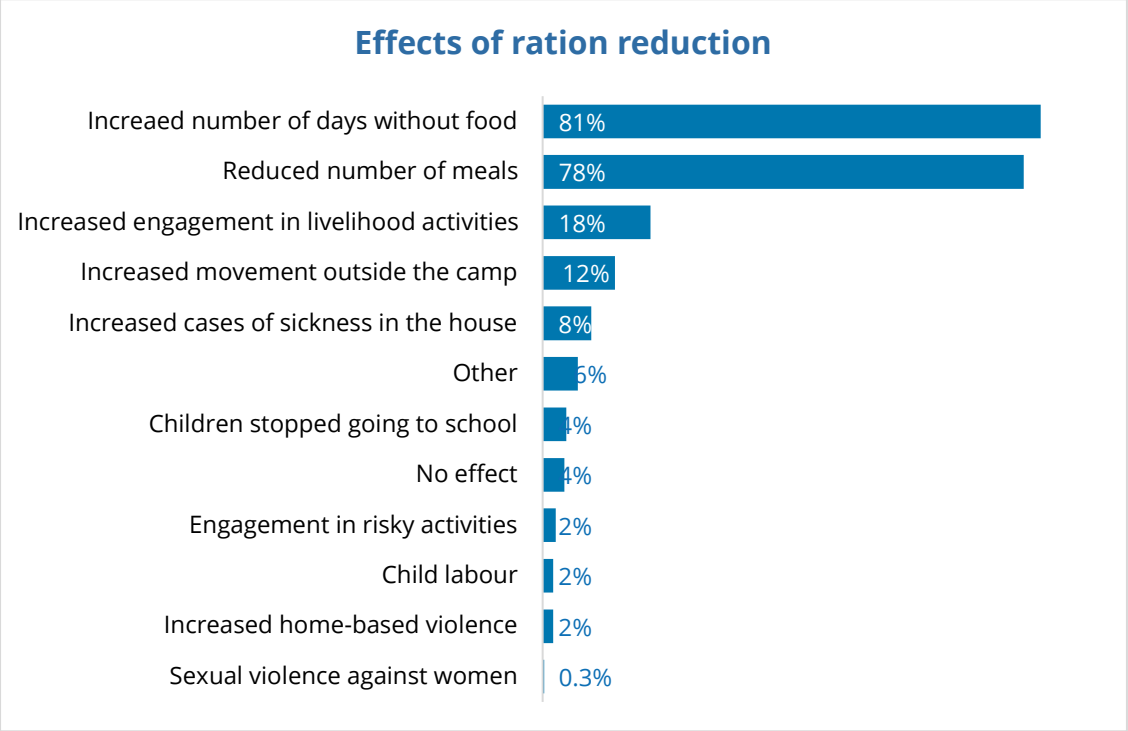

Source: CHS 2023

Not only did they report on several of the mentioned protection concerns and harmful coping mechanisms, but it is also key to note that they mentioned the increased engagement in livelihood activities and increased movement outside the camp. These are a key component of understanding the protection situation at hand: Given the reduced food ration and reduced availability of assistance, paired with the ban on any livelihood activities, refugees are compelled to go illegally outside the camps in search of food and means of livelihood. This puts them in an additionally vulnerable and exposed position, that, on the one hand, can lead to arrests and imprisonment, and, on the other hand, leads to tensions with the host community, extorsion through community members, confiscation of goods or equipment as well as physical violence and abuse, particularly also GBV.

The secondary data (CHS 2023) showed that 64% of the households have at least one member of the household going outside the camp, and 12% of the households reported to have increased their movements outside camps because of the reduction in food rations. 54% of individuals reported to have faced a protection issue last time they went outside the camp. Some of the protection issues that households reported to be facing when going outside the

camp were ill-treatment by security enforcement personal (50%), physical assaults (incl. sexual assaults) 25%, theft/robbery/extorsion (13%).

During JAM data collection, suspected cases of child trafficking were also reported as a consequence of the deteriorated situation, where children or families were approached with offers of sending the children away for work or for education. However, no official cases were reported or detected so far.

Furthermore, several challenges were reported with regard to foster care in the camps. The fostering responsibility is a high burden to the fostering parents due to a lack in follow-up and support through the responsible agencies and authorities (no follow-up visits, no support such as counselling, no opportunity for child play, no psychosocial support, limited NFI support). Also, some reports indicated that in this time of reduced assistance, particularly of reduced food rations, foster children are at risk of experiencing mistreatment, neglect, and child labor. The community has reported several of such cases to the responsible authorities/agencies, which has proven a good practice, as in some cases it has led to changes in the foster families in favor of the children.

6.1.1 Gender-Based Violence (GBV)

With regard to GBV, the many reports about an increase in GBV were particularly noticeable during the JAM 2023. The increase was seen to be due to the reduction in livelihood activities in combination with the reduction in food ration and essential services. While it is difficult to have quantitative prevalence data on GBV, which in any context tends to be largely underreported, the reports of increased cases of GBV from many different sources are a clear and serious indicator. According to the GBV Information Management System (IMS) report, a total of 1,395 new GBV incidents were reported from Nyarugusu and Nduta camps as of 31st October 2023.

The findings also correspond to the above-mentioned increased necessity for movements outside the camp and therefrom resulting increased risk exposure to GBV. Refugees report incidents of GBV, including rape, or sexual exploitation, when going outside the camps in search of firewood, food, or livelihood. Some reported having been forced to pay either cash, food, or sex in exchange for firewood or food by the local farmers. Direct and indirect consequences of this is psychological stress, social discrimination, unwanted pregnancies, and exposure to sexually transmitted diseases.

Thereby the collection of firewood remains a crucial element to the risk of GBV. Of course, this is not a new issue, but unfortunately a long-standing grave concern, as the refugees are reliant on leaving the camp for firewood collection (89% of refugees use firewood as the main source of cooking fuel and 63% collect it themselves, while only 22% reported being assisted and 26% also purchase sometimes (CHS 2023)), whereby they are exposed to severe protection issues, including violence and particularly also GBV, as about 70% of the refugees

collecting firewood are women and girls. However, what is new in this JAM is 1) the previously mentioned reported increase in GBV and rape-cases, and 2) the fact that one of the community-based risk mitigation strategies is not effective anymore: Particularly among Burundian refugees, it had become established for men to escort women for firewood collection to minimize incidents of GBV and hassle. However, in 2023 it was reported that this practice is not commonly used anymore, because the accompanying men reportedly would experience violence when accompanying the women and being in a group would not guarantee any protection anymore.

Secondary data (CHS 2023) shows that 31% of the households reported facing ill-treatment by local authorities during firewood collection, 24% reported physical assaults, 11% reported facing theft/robbery/extortion and 7% reported exposure to sexual exploitation (a number that can be assumed to be significantly underreported given the sensitivity of the matter).
Refugees therefore also reiterated their request for the Government to designate land for collecting firewood, given that a designated area could be better controlled and thus protection issues reduced. This was also a recommendation of JAM 2020. However, key informant interviews also revealed that the establishing of such firewood collection zones was challenged by the need to also be able to afterwards regenerate the forest which would demand significant funding to sustain it.

Furthermore, many women also reported a significant increase in domestic and inter-partner violence, as well as disputes over or refusal of access to resources within the household. This was described as linked to the overall highly increased pressure on the households due to the deteriorated resource situation and the fact that especially male head of households also suffer psychologically from this condition, feeling to not be fulfilling their role as head of household.

With regard to the GBV response, Focus Groups during the JAM reported that the overall response, the referral pathways and the awareness thereof were strong and available services, such as counselling and psychosocial support, appreciated. However, not the same could be said for access to justice and legal services. There was a feeling from some survivors that the legal services are inadequate, stressful, and traumatizing and that the high turn-over among the police staff affects expertise and consistency in the process.

6.1.2 Protection Situation related to Food Distribution

The secondary data review showed that food collection from WFP distribution points was generally considered safe. Only 8% of the households experienced a protection issue in relation to the food distribution (up from 3% in 2022), however, 80% of these concerns were reported to have happened elsewhere than the distribution site and to not have been WFP-services-related. 12% were reported to have occurred going to WFP sites, 8% at WFP sites and 7% coming from WFP sites. On the way to or from the site, the issues of concern were

the excessive distance, verbal harassment, or physical assault. At WFP-sites the issues reported were ill-treatment by staff and physical assault. Issues reported to have occurred elsewhere related to WFP services were theft, verbal harassment, and physical assault.

With regard to the distribution centre infrastructure and process, a number of concerns were reported during the JAM:

- Key concern for refugees, particularly pregnant women, is that they are compelled to sell parts of the already reduced food ration for transporting the food home due to the ban on bicycles. This is also reflected in the secondary data, where 34% reported to use their food entitlement to pay for transport (CHS 2023).
- The lack of benches in the waiting shelters, especially in Centre 1 in Nyarugusu, is of concern, as people stand for a long time while waiting. In addition, the roof is not anymore sufficiently protecting the beneficiaries from rain.
- Refugees complained of increasingly abusive language by staff distributing food when refugees for example ask for clarification on food weight or quality.

6.1.3 Feedback Mechanism and Information Sharing

The existing feedback mechanisms in the camps are reported to be effective and to include help desks and suggestion boxes. Also, the system for information sharing to the entire camp population through the public announcement system, notice boards and sharing of information through community leaders was reported to be working well. People with hearing impairment get supported through trained personal using sign language.

However, a widely reported issue of dissatisfaction was the delays in response to the concerned reported or a feeling of no action being taken at all, negatively affecting the trust of the communities towards the existing feedback mechanisms, leading to frustration and stress and to them refraining from using it. Related to this, it was also a concern that there has been a certain lack or irregularity of town hall meetings, which has limited beneficiaries to access information on time, as well as according to some reports the meetings of community leaders in their respective zones were banned, thus limiting the information flow.

Furthermore, a key concern shared during JAM was the lack of a confidential or also anonymous means of reporting feedback or placing concerns, particularly of course with regard to sensitive issues or protection concerns. This particularly raises attention in times of reduced food and basic assistance, which from experience increases the risk of sexual exploitation and abuse (SEA) in relation with the provision of assistance. Having a channel to report such possible cases confidentially or also anonymously, would be a key to prevent SEA and to immediately handle any case as per the zero-tolerance policy of all UN agencies and humanitarian actors. The establishment of a toll-free hotline for beneficiary feedback would allow to fill that gap very effectively.

Despite those concerns, the overall satisfaction with the CFM response as per secondary data (CHS 2023) remains relatively high:

Figure 14: Satisfaction with CFM response results

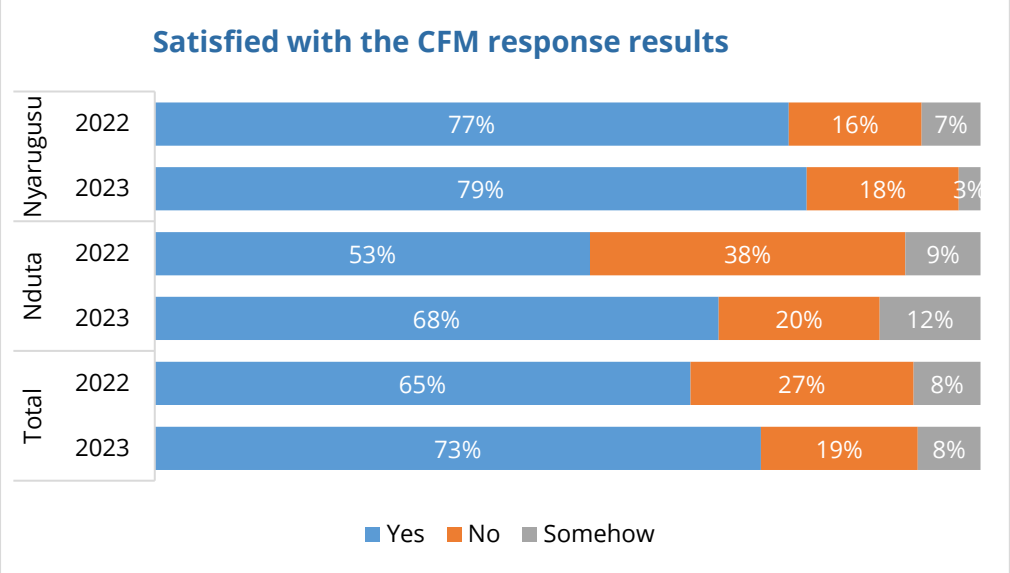

Source: CHS 2023

6.2 Persons with Specific Needs (PSN)

In the situation of reduced assistance provision and the deteriorating situation in the camps, the vulnerability of Persons with Specific Needs (PSNs) is exacerbated. PSNs face larger challenges than the average camp population to diversify their food basket, to transport their food home, to have sufficient cooking energy, to find some limited additional livelihood and to have dignified living conditions. PSNs report to have to resort to harmful coping mechanisms such as begging.

On the one hand, this is because already previous to assistance cuts, only a part of the PSN in the camps could be supported with additional assistance. This has now become an even more widespread problem with the limited funding situation. E.g. the support for transporting food from the distribution site to homes for PSNs had to be reduced significantly, NFI and firewood/briquette distribution is reduced, there is limited centres for community-based inclusive rehabilitation (CBIR) and workshops for repairing of assistive devices in the camps, making it difficult for PSNs to reach them (because of distance). On the support for cooking energy, apart from the limited and irregular supply, PSNs also reported, that it is unclear what the targeting criteria are. (Following the recent PSNs verification, an update of the PSNs list and targeting is currently under work).

There are 17,273 Persons with Specific Needs (PSNs), including 9,819 in Nyarugusu and 7,454 in Nduta.

6,106 PSNs (3647 females and 2459 males) most being persons with disabilities, received rehabilitation services (therapeutic sessions, assistive devices and psychosocial support). In addition, a total of 1,203 PSNs (702 female and 501 female) including frail older persons, persons with serious medical conditions, persons with disabilities received multipurpose cash assistance. Furthermore, 2,908 PSNs including 1,444 females and 1464 males, received non-food items such as sleeping mattresses, blankets and soap. Supplementary feeding was provided to 700 PSNs (386 females and 314 males) including children with disabilities, persons with serious medical condition and older persons, while 562 persons with disabilities received assistive devices.

On the other hand, as reported by PSNs, their concerns are also due to the environment not always being sufficiently adapted to the needs of PSNs, particularly related to prioritization for services/assistance provision and with regard to facilities (particularly shelters and latrines).

Consequences of the above challenges are that many PSNs report to live in very poor conditions, don't feel that their safety and dignity is respected and more than before have to resort to the sale of portions of their food to e.g. transport their food assistance home.

PSNs reported positively that the construction of the waiting sheds at the food distribution site has significantly improved the situation for them. PSNs confirm having specific waiting lines for PSNs and are thus being prioritized in distribution. Having a specific distribution counter also for PSNs would further facilitate quicker distribution to them. For Distribution Center 3 in Nyarugusu, the lack of benches for PSNs was reported.

Parents giving birth to children with albinism are worried, they are not allowed by MoHA to be put into the protection village. Children are forced to stay in door all the time for their safety.

6.3 Registration

The key challenges reported regarding registration firstly relate to the onward movers (refugees initially registered in another country but having come to Tanzania for various reasons) in a two-fold manner. First, there are about 300 onward movers that have remained in the reception centres for the newly arriving Congolese refugees since March 2023. As they are not allowed to register, they cannot be transferred to the camp's shelters. The reception centre, including the wet-feeding programme there, is meant to only cover new arrivals during their time of registration and until accommodated in the camp. Secondly the onward movers in the camp could only access wet feeding rather than receiving any other assistances, which on the other case leaves their fate to be supported by other refugees, thus further reducing the already reduced assistance or ration per person from those supporting them.

Information obtained through KII, as well as from refugees suggests that with the existing Proof of Registration (PoR), it is very smooth for newly registered refugees to obtain a SCOPE card for receiving food assistance. However, they pointed out that the replacement of lost or damaged SCOPE cards takes very long due to a cumbersome process (police report, requirement of waiting for 3 cycles). WFP clarified the process, which indeed has to go through several stages to prevent fraud/duplication of assistance. However, while processing the replacement of a missing SCOPE card, the concerned the refugee is nevertheless served with food assistance. Recently, the process of replacing a SCOPE card has been simplified by the authorities to make it as smooth as possible under the circumstances (albeit not yet written down in a formalized SOP).

Data inconsistencies during registration of newborns was reported especially where nationality of children was not well speculated due to nonexistence of Registration SOPs, where sometimes children needs to be registered under their father's nationality whereas the policies/MOHA guidance attributes the child to adapt the nationality of their mothers, which leaves most parents complaining of the fate. The inconsistencies reported also includes age and sex of children during registration, however this is attributed much to those earlier verified in 2013/2014 verification exercise, and they could not be corrected since MOHA suggested they wait for verification exercise, and due to underfunding the verification is in hold until now.

Furthermore, Refugees complained that, often Proof of Registration (PoR) photos are outdated enough not to allow someone to be recognized, thus requiring further verification, and making it complicated and a prolonged process to receive the food ration. The last verification exercise took place in 2016, thus PoR photos were not updated since that time. Some of the photo mismatches were realized during the 2014 verification exercise, however it has also taken longer to update individual biometrics including photos which render older photos not identifiable by now.

6.4 Durable Solutions: Voluntary Repatriation

The prevailing durable solution is voluntary repatriation promoted by the government of Tanzania trough MoHA and assisted by UNHCR, WFP and agencies. In 2017, UNHCR, in collaboration with the Tanzanian government started to facilitate the return of Burundian refugees residing within Tanzania, majority of them being in Kigoma Region. During that period, the overall camp situation remained stable and most of the individuals who expressed their intentions to return to Burundi were facilitated with repatriation in safety and dignity as per the international laws, domestic laws, and existing guidelines that govern the Voluntary Repatriation process.

During the tripartite commission's meeting between Tanzania, Burundi and UNHCR in Burundi in May 2023, the parties agreed on the transformation from the facilitation stage to the promoting stage with consideration of an assessment on a well-defined timeline and road map for the transition and the results to be decided in the 28th Technical Working Group (TWG) in November 2023.

In the course of implementing the activities, all parties honoured the outlined agreement set during the 27th TWG. The initiative was also reflected by UNHCR by increasing the cash grant by putting uniform standards to all returnees regardless of age, contrary to the earlier practice, and the returnee package was extended up to 200 USD per individual (as contrary to 150 USD-Adults and 75USD-Children previously). Other benefits in place include 3 months food rations, and non-food items such as jerrycans, buckets, mosquito nets, plastic mats, plastic sheets, flannel, and travel bags upon arrival in Burundi. The increase in return packages resulted in a significant rise in repatriates compared to the previous years, specifically 2022.

It should be highlighted that UNHCR operations in Burundi and Tanzania are facing budget constraints following the cut of 30% in the operation budget and sometimes it is not possible to support the movements simultaneously. However, several mechanisms were invoked in place to continue facilitating the movements while seeking other available remedies such as continuation of seeking appeals for additional funds to support the movements. Currently, UNHCR is processing one convoy per week, each convoy consisting of a maximum of 1,400 individuals from both camps.

6.4.1 Registration Trends (2017-2023)

The below diagram shows registration trends from 2017 to 2023.

Figure 15: Voluntary Repatriation Registration Trends

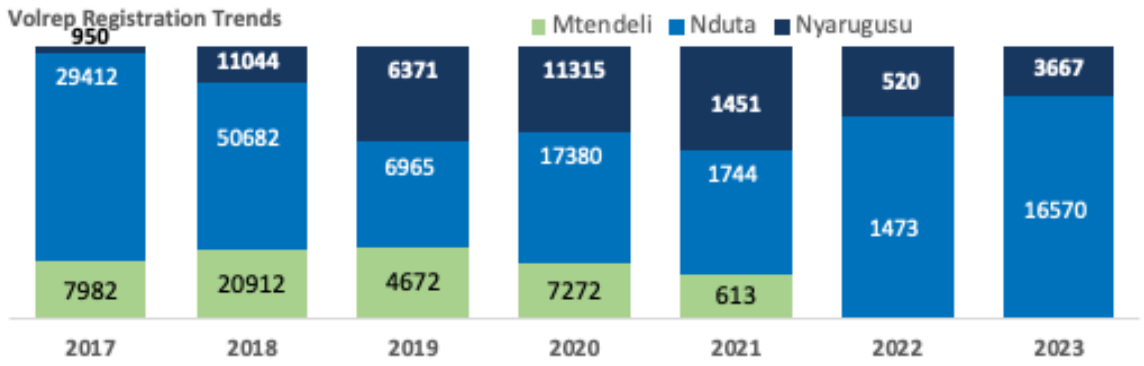

Source: UNHCR

6.4.2 Departures for the year 2017-2023

From 2020 to 2023, a total of 85,545 individuals were facilitated to return to Burundi. (Nduta 47,579 Nyarugusu 23,740, and Mtendeli 14,226) as indicated below.

Figure 16: Numbers of Departures

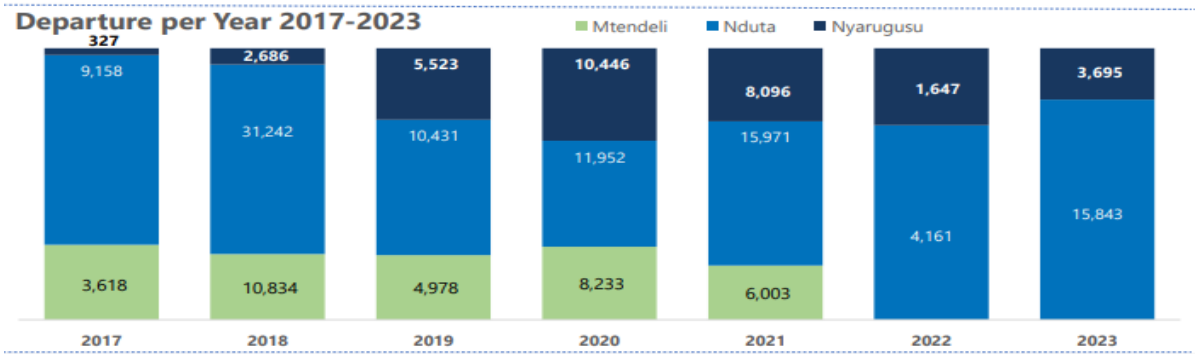

Source: UNHCR

As of November 2023, a total of 1,372 individuals remains pending departure. These families were posted several times for the departure processes but did not show up, indicating that they were not yet ready to depart.

6.4.3 Process of Voluntary Repatriation: Achievements and challenges

The voluntary repatriation process is guided by Standard Operating Procedures (SOP). The primary data collection of JAM 2023 found that most refugees find the information provided on the voluntary repatriation process and the process itself well known and clear. Satisfaction was expressed with the registration process at UNHCR centre in Tanzania, as well as it was appreciated that they receive food at the departure centre and are allowed to carry luggage and iron sheeting.

The challenges with the process mentioned during data collection were:

- Repatriated refugees under the voluntary repatriation program experience value loss of the incentive (dollar amount) provided upon arrival in Burundi due to difference in official and parallel market exchange rate in Burundi. Refugees suggested that returnees be given the amount in dollars in Tanzania then do exchange by themselves.
- Furthermore, refugees stated that currently there is no food nor NFIs provided upon return to Burundi and the money provided would not be enough to compensate. Refugees proposed that food and NFI be provided upon return.
- Some refugees felt that the 200kg of luggage that they are allowed is not sufficient for them to take all their belongings, which made starting back in Burundi more difficult.

- Refugees expressed unclarity about where or who to report to if they are facing protection concerns regarding repatriation or resettlement.
- Some key informants reported that some refugees registered for repatriation must wait for quite long until they can return to Burundi. The reason for this is limited reception capacity at Gitara Transit Centre in Burundi (the only current open centre) which is a maximum of 1,500 maximum per week, meaning that Tanzania cannot repatriate more than this number per week. It was suggested to resume three reception centres and to increase the number of buses for transport.

Furthermore, three important and recurrent findings of the JAM 2023 data collection concerning voluntary repatriation were:

1. The deteriorating situation in the camps because of the reduction in food and essential services is influencing the decision for repatriation. On the one hand, there is a growing perception that reduction in ration and other services is done purposely to push refugees to go back to Burundi. On the other hand, it was reported that many refugees decided to leave due to the reduced assistance, poor services and the restrictions in the camp that make life difficult.
2. Some refugees reported protection concerns preventing them from considering returning to Burundi, some of them include allegation that due to the political issues in Burundi, some refugees got killed upon return to the country, and that others have had to separate from their family for fear for their safety in their original homeland. Moreover, they reported the issue of family separation which occurs when not all members of the family are willing or feel safe to return. Refugees requested that those with specific protection concerns preventing them from returning should be given the opportunity to present their case.
3. Upon arrival in Burundi, most adult returnees move on to other countries, since they either did not feel safe (due to previous political affiliation) or don't feel they can make a livelihood (lack of land and shelter) in Burundi, thus were not willing to return to Burundi.

7– Thematic Area 5: Essential Services

7.1. Health

7.1.1. Access to basic health services

Access to basic health care services was reportedly inadequate, following inconsistency in medical supplies including vaccines, shortages of health human resources, closure of some health facilities and limited services in some health facilities. There were also concerns about delayed medical referrals leading to self-referral and opting for alternative medicines locally, which may result in increased morbidity and mortality.

There are also limited specialized services such as Ophthalmology with provision of spectacles, Gynaecologist and mental health services. Non-Communicable Diseases (NCD) services are also limited due to inadequate health staffs as well as lack of specialised medicines at the health facility due to decrease in funding. Health facilities are not accessible easily due to limited ambulance services.

Insufficient number of medical personnel results in the overwhelming of the existing staff and decrease motivation, and long waiting time for the patients, leading to delay in attending other services including collection of food. For example, one clinician in Nduta camp makes between 100 and 200 consultations per day while one nurses attends to more than 100 patients per day. Due to inadequate health personnel and community health workers, there is also insufficient dissemination of health information and awareness raising sessions in the community. FGD respondents indicated that some staff show poor attitude towards the refugees while providing treatment, leading to decrease in trust. Some staff are busy over their phones while refugees are waiting outside for consultations.

7.1.2. Health facility infrastructure

In terms of health facility infrastructure, the condition is satisfactory in Nyarugusu, although wards, beds, waiting areas and consultation rooms are inadequate while some of the health structures are dilapidated. For Nduta camp, the infrastructure at the health post is in temporary state, making it difficult to maintain privacy. Also, services at the health post are not available during the weekend, making refugees travel long distance to reach the main health facilities which are operating 24 hours, leading to home deliveries as well as seeking care from traditional healers. The number of health facilities is inadequate in comparison to the number of refugees, and no proper treatment is provided in the facilities due to overwhelming of the staff.

7.1.3. Morbidity and Mortality

Upper respiratory tract infection (URTI) continues to be the leading cause of morbidity, followed by urinary tract infection and Malaria.

Figure 17: Top 5 Morbidity

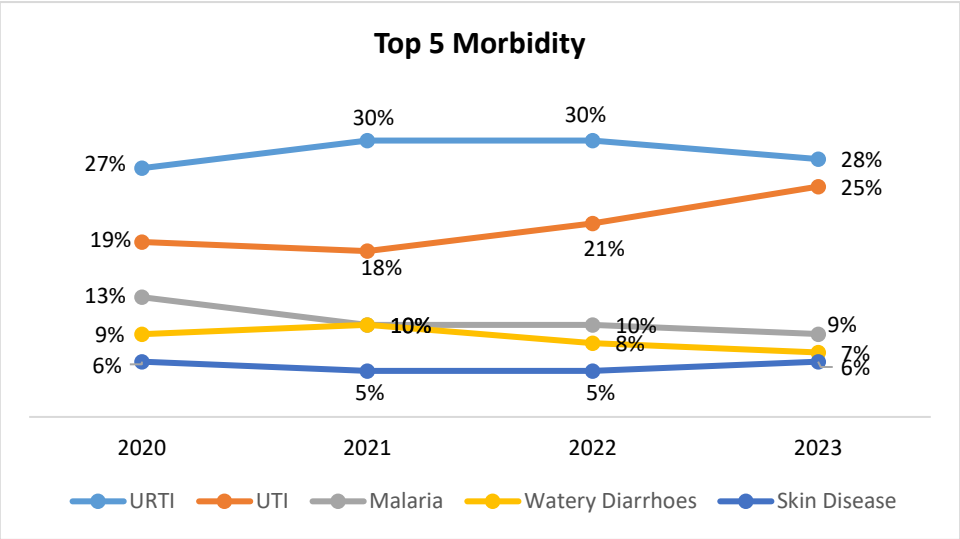

Source: iRHIS (Integrated Refugee Health Information System), 2020 - 2023

Figure 18: Under 5 Morbidity

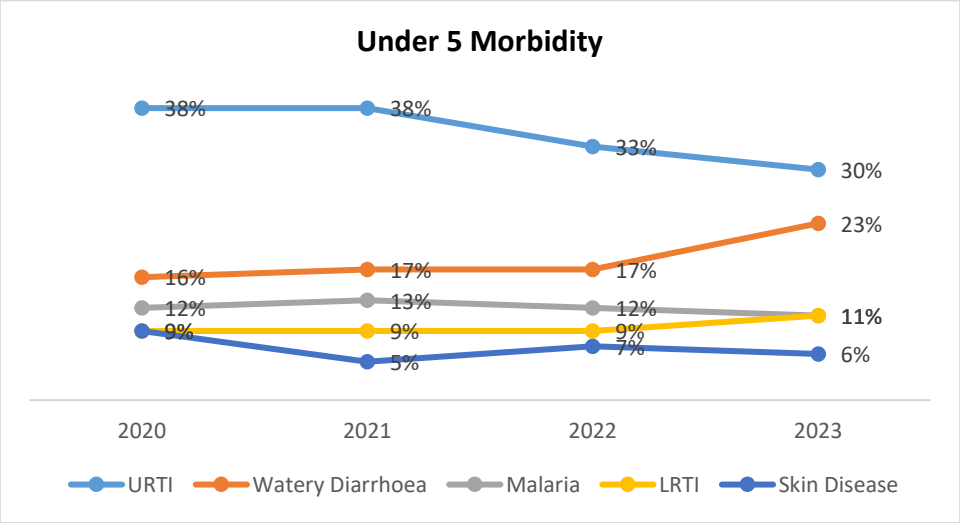

Source: iRHIS (Integrated Refugee Health Information System), 2020 - 2023

Secondary data review indicated stable mortality rates, within UNHCR and recommended Sphere standards. Average Crude Mortality Rate (CMR) from January to September 2023 was 0.25 for Nyarugusu Congolese refugees, 0.31 for Nyarugusu Burundian refugee and 0.11 in Nduta Camp. Under 5 mortality rate (U5 MR) was 0.65 for Nyarugusu Congolese refugees, 0.73 for Nyarugusu Burundian refugees and 0.29 in Nduta camp. Please note that CMR threshold in refugee camps is <0.75 while U5 MR threshold in refugee camps is <1.5.

Figure 18: Crude Mortality trend over the years

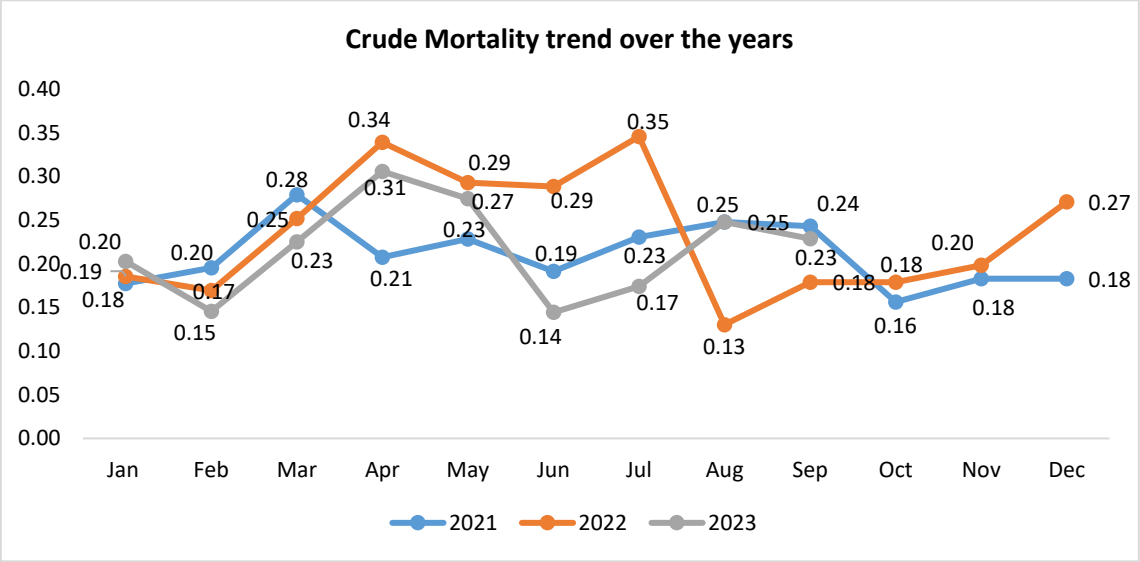

Source: iRHIS (Integrated Refugee Health Information System), 2020 - 2023

Figure 19: Under 5 Mortality trend over the years

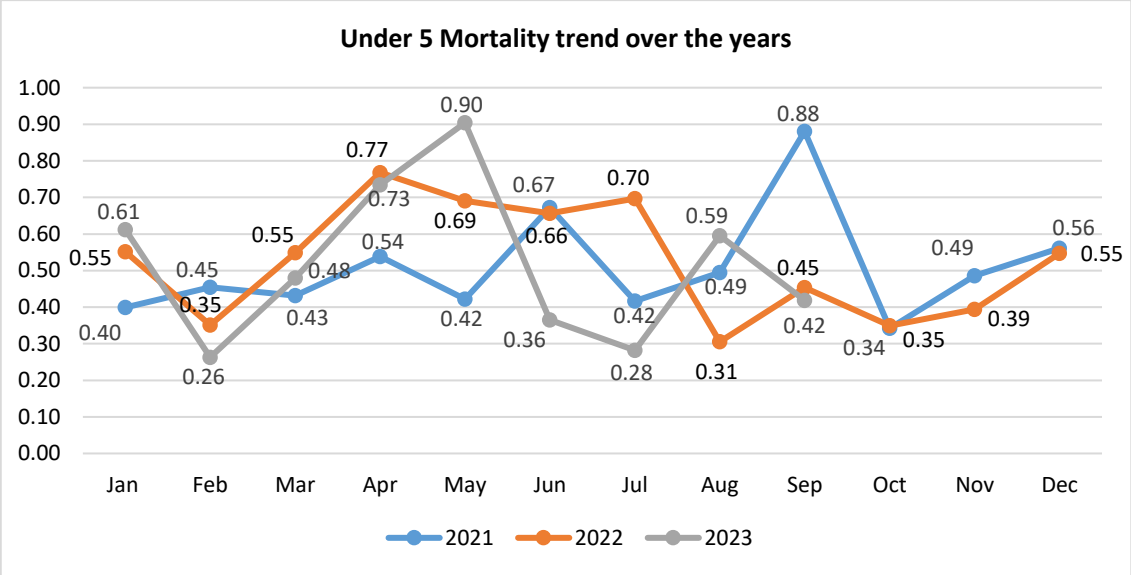

Source: iRHIS (Integrated Refugee Health Information System), 2020 - 2023

7.1.4. Infection prevention control (IPC)

The mission also noted that there is lack of proper infection prevention control (IPC) measures including distribution and use of IPC tools and procedures. This leads to increased rate of infections, increased likelihood of multi drug resistance bacteria and increased risk of nosocomial infections transmission in the health facilities and further in the community. Measles outbreak recorded in Nyarugusu camp in 2023 impacted health of under 5 children and resulted to school absenteeism, as some children stayed home to take care of their siblings while their parents were with the sick children. This subjected the family to poor care

and feeding practices. As well as those parents who were with the sick child has delay in collection of food on timely manner during the distribution period.

7.2. WASH

Water supply situation in both Nyarugusu and Nduta camps is currently good as water supplied is above the required standard of 20 liters/person/day. According to secondary data from water monitoring system, access to safe water as of October 2023 stood at 24 liters/person/day and 27.5 liters/person/day in Nyarugusu and Nduta respectively. However, focus group discussions and key informants revealed that the water supply sector faces a major gap in terms of inadequate water collection and storage containers, and breakdowns of water systems that takes longer time to repair. The estimated water consumption at the household level established during FGD ranges from 10-40l/p/d for Nduta while in Nyarugusu it is 16-23l/p/d.

Figure 20: Type of toilet facility used

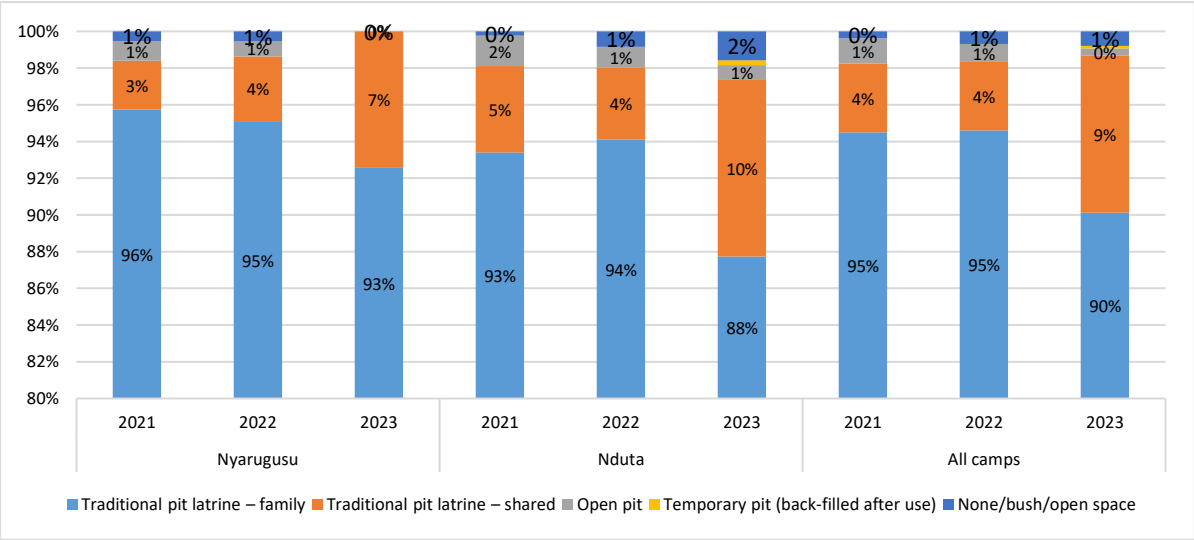

Source: CHS 2023

Generally, latrine coverage is inadequate at both household level and in schools. Sanitation coverage at the household level stand at 77% in Nyarugusu and 85% in Nduta, compared to the standard in protracted phase which should be more than 85%. Similarly, latrine coverage in schools is below standard, standing at 1:105 per drop hole for boys and 1:85 per drop hole for girls in Nduta, and 1:75 per drop for boys and 1:85 per drop hole for girls in Nyarugusu. The standard is 1:30 per drop hole for girls and 1:60 per drop hole for boys. The underlying issues for sanitation sector include difficulty in latrine pit digging in some places with rocky formation, inadequate construction materials, working and cleaning tools. Most latrines progressively get filled up while replacement rate is low. This has contributed to some open defecation by adults.

There is inadequate supply of hygiene enabling supplies such as potties for children under 5 tears, contributing considerably to open defecation. Supply of laundry soaps is also

inadequate to maintain hygiene, while supply of dignity kits for women of reproductive age is also limited, exposing women to infectious diseases like Urinary Tract Infection (UTI) as women use one sanitary pad for a longer period than recommended.

7.3 Education

7.3.1. Teaching and learning environment

Poor teaching and learning environment were noted in both Nduta and Nyarugusu camps, with shortage of qualified teachers, following high teachers' turnover due to repatriation, resettlement, and low incentive. The current pupil-teacher ratio both for both Congolese and Burundians is 1:100 contributing to poor teaching methods in classroom and improper learning for the children. Classrooms are also overcrowded, and 3 to 5 students share one desk.

7.3.2. School Infrastructure

It was noted by both key informants and FGD respondents that the number of schools in the camps is inadequate. There is only one secondary school existing in Nduta camp while in Nyarugusu there are two for the Burundians and four for the Congolese, all congested. There are also few opportunities for tertiary education to students completing secondary education. Opportunities to join Albert Einstein German Academic Refugee Initiative (DAFI) Scholarship are also few.

In Nduta camp, the school infrastructure is semi-permanent, there are no library and laboratory. Although most of the classrooms in Nyarugusu have been transformed into permanent structures, they are not enough due to large numbers of children enrolled to schools.

WASH infrastructure in schools is also inadequate. There are few latrines (drop holes) compared to the numbers of children enrolled in schools, while water points and hand wash stations are also not sufficient. The currently ratio of drop holes for girls is 1: 85 and boys is 1:75, which is inadequate compared to the sphere standard ratios of 1:30 for girls and 1:60 for boys. The schools both in Nyarugusu and Nduta camps also lack infection prevention and control (IPC) initiatives. However, the schools have clubs for environmental issues etc.

7.3.3. School attendance

The rate of school attendance was reported to be average. FGD respondents and KII noted that school attendance was irregular due to lack of clothes and lack of/insufficient teaching and learning materials (exercise books, textbooks etc). Lack of teaching and learning materials was also reported as the major factor contributing to school dropout. The mission noted that scholastic materials are not regularly distributed (distributed once per academic year and at the same ratio regardless of child grade). Hence children are attending school without receiving learning materials for the whole semester. School children are engagement in helping parents with food collection during food distribution days. The conflicting schedule makes some children miss classes. FGD respondents indicated that children who do not attend school regularly are those with serious challenges such as lack of cloth, and resettlement cases who need to frequently attend interviews.

The mission noted an increase in school dropout due to lack of learning materials and lack of dignity kits for girls in schools. While no organization provides dignity kits to secondary school girls, not enough provide in primary school, children sell food to get dignity kits). Some girls continue with prolonged use of re-usable sanitary kits. Although there are initiatives to make some sanitary pads locally in Nyarugusu camp, the locally made sanitary pads are reported to be unsuitable.

Other reasons include lack of food in the household level, where students need to find food for the household due to reduced food ration while others cannot stay in class hungry. According to FGD respondents, there is an increase in the number of households headed by teenagers whereby siblings drop out due to lack of parents' guidance. FGD respondents indicated that there is presence of GBV/PSEA cases including indiscipline and favouritism during exams, where some teachers are engaged in sexual relationship with girls in exchange of high subject marks. This needs to be further investigated. There has also been delays in National Examinations Council of Tanzania (NECTA) examination and the final examinations in primary schools, subjecting some students to early marriage.

7.3.4. Alternative learning pathways programs

There is lack of livelihood programs in schools. Kitchen gardening activities are not existing in schools since they are not allowed, while there is also a shortage of implementation budget. Vocational training centres for adolescents are also few and they lack professional coaches. This limits the opportunity for the youth to engage in vocational skills development activities, which is of paramount importance for refugees while in the camps and may contribute for development of their countries after repatriation.

7.3.5. Shelter

Shelter condition is deteriorating, as construction of new shelters is not allowed in Nduta camp, except for maintenance and rehabilitation, which are also limited by either funding or timely availability of construction materials. The most affected are the upgradable emergency shelters which are occupied by the population relocated from Mtendeli camp. The condition is expected to worsen during the rainy season as some of the shelters are leaking. The condition is worse with the emergency shelters as most are worn out hence people suffer during rains, where their food and other properties get soaked.

FGD respondents and key informants indicated that camp permits for mud brick fabrication are taking too long and are issued towards the start of the rainy season, making it difficult to proceed with the construction activities. The community also lacks enough knowledge on the processes and requirements when requesting permits, which further delays the process. The community appreciated the practice to repatriate with the roofing materials, especially the corrugated iron sheets.

FGD respondents were also concerned with the shelter size or design, which does not match the growing family size and exposes privacy among family members of different age and sex composition. On the other hand, the adequacy rate which is measured by the number of Transitional Shelters against the population is currently at 51.8% and 72% in Nduta and Nyarugusu respectively.

During focus group discussion, respondents pointed out the linkage between shelter conditions and food insecurity in three aspects, including poor condition or unavailability of food cooking/preparation places, poor food storage conditions at the house level and food theft incidences due to poor shelter condition.

7.3.6. Non-Food Items

According to GFD respondents, there is a shortage of Non-Food Items (NFIs) and other Core Relief Items (CRIs) to meet the needs of the population or replace depleted items. Some items, such as kitchen utensils and water storage containers, were reportedly received as early as 2015. However, there has been targeted and occasional distribution, depending on stocks availability. To bridge the gap, refugees have been applying extreme coping strategies including selling part of food ration, illegal movement outside the camp for manual labour, school dropouts, and survival sex.

The findings of the JAM conform to 2023 CHS findings, where households complained on insufficient and irregular distribution of non-food items such as soap, sleeping mats, blankets, clothing, water containers and dignity kits for women. Most of the NFIs that were available and in use during the 2022 CHS such as water containers, blankets, cooking utensils, solar

lanterns, sanitary material, bed nets and clothing were no longer available for some households. The CHS 2023 noted a concern from women FGD respondents that non distribution of sanitary kits/pads affect their comfort to collect firewood or food from the distribution center.

Figure 21: Last time NFI was received

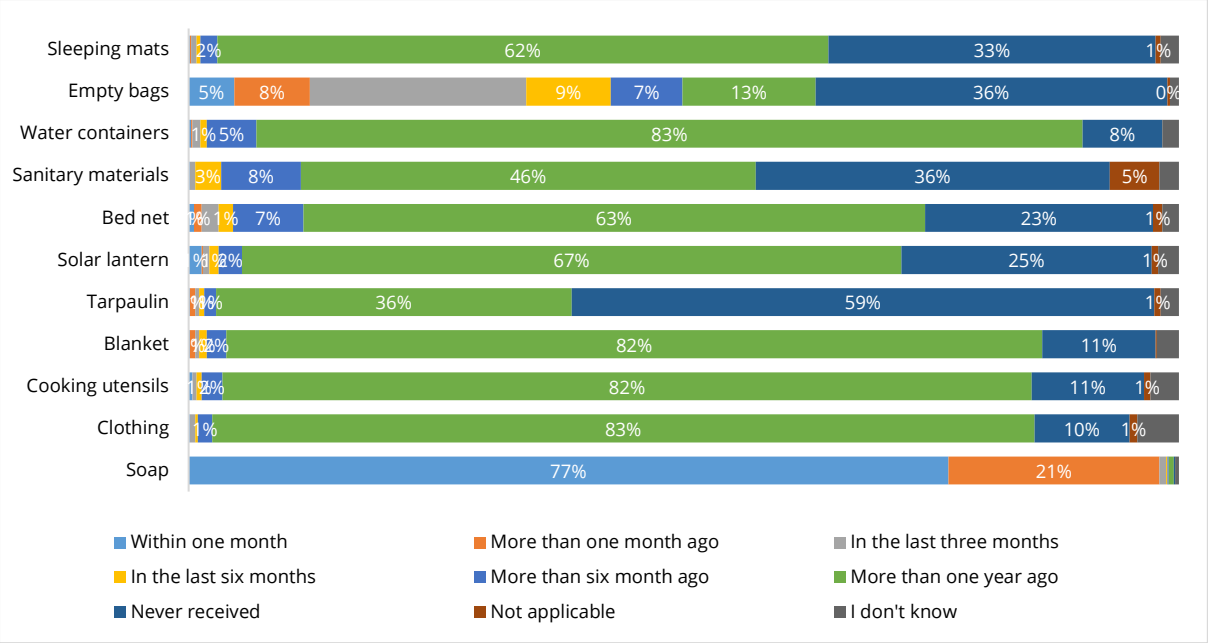

Source: CHS 2023

The CHS also noted a 31% increase in NFIs expenditure, mainly attributed to high expenditure on cooking fuel (91%) and soap/detergent (52%). Increase in expenditure on cooking energy was a result of increased price of charcoal following ban on bicycles and strict measures to curb down charcoal making by environment management authorities. Increase in expenditure on soap was due to increased demand during the dry season due to dust, and irregular distribution. Some households indicated that they opt to use pawpaw leaves to wash clothes when they run out of soap.

Introduction of Global Distribution Tool (GDT) for NFI distribution has improved the NFI distribution process in terms of beneficiary verification, data management, and reduced distribution time. However, an overlap was noted on some occasions where NFI distribution for PSNs takes place during the food distribution days, making it difficult for these households to attend both distributions. It was therefore recommended to harmonize distribution mechanisms among the organizations of the items related to support PSNs groups to enable PSNs to manage two different distributions and not to miss one.

8 – Thematic Area 6: Host Community

8.1. Relation between refugees and host community

The JAM noted from both key informants and FGDs that peace and good relationship exist between host community and refugee community. This has been largely promoted by good neighborhood activities, including quarterly peaceful coexistence meetings and sensitization campaigns in both communities, which among other issues, touches on sexual exploitation against refugees when seeking services outside the camp, and negotiation skills to come into a common understanding with refugees seeking food and firewood and exchanging goods and services. For instance, crimes incidences including those related to rape are reported to have dropped considerably. However, there was a concern among host community members that meetings take place in the camps only.

The host communities have been benefitting from services provided in the camp, including free health services, management of severe malnutrition cases and vocational trainings. There is also effective information sharing between host community village leaders and police in the camps, especially on security related issues where the village leaders confirmed to get prompt response from camp police in case of any security issues/threats. Community security guards also play a great role in maintaining peace and security in the village.

8.2. Kigoma Joint Programme

KJP has helped the community to improve their agricultural practices, from the agricultural trainings they received and application of best practices on farm preparation, planting, harvesting and post-harvest handling offered by KJP. However, the smallholder farmers reported during FGDs to face challenges with access to improved maize seeds and storage bags due to high cost. Farmers in Kumhasha village in Kasulu indicated that a 2kg sachet of maize seeds sells at between TZS 15,000 and TZS 17,000 while storage bags with the capacity of 100kg to 120kg are sold at TZS 5,000. KJP has also improved women's proper preparation of food for children under five years so as to overcome malnutrition. Farmers in Kumhasha village in Kasulu indicated that they faced market challenges for maize and beans following closure of common markets, however, they got alternative seasonal buyers from Rwanda and Burundi.

8.3. Environment

Since refugees mainly source firewood from the host community and engage in illegal charcoal making for domestic use and business, this has resulted into environmental destruction following loss of land cover, soil erosion and pollution of water sources due to increased agricultural activities around rivers. Significant number of refugees are reportedly

spending long hours (between 6 to 8 hours) outside the camp searching for firewood. Local authorities estimate that a significant forest cover has been affected from tree cutting by refugees and activities like charcoal making. The impact of environmental degradation is reportedly worsening due to increasing demand for firewood, although efforts are made on tree planting in both camps and host community.

To reduce the impact of environmental degradation, DRC, Tanzania Forest Services (TFS) and other agencies implement environmental conservation and rehabilitation activities such as tree nurseries and tree planting in both refugees and host communities. In addition, joint environmental protection patrols have proved to be an effective tool for environmental protection, although there has been resistance from some refugees and civilians found in the forest reserve.

While they appreciate the support given, respondents from the host community expressed their wishes for more assistance from the humanitarian organizations, which has been largely limited by resource constrains. Areas that need support include start up kits for the youth attending vocational training, health equipment and drugs in Kumhasha health facility in Kasulu to reduce stressing service delivery in the health facilities in Nyarugusu camp.

8.4. Movement outside the camp

Key informants and FGD respondents in the host communities indicated that following reduction in service levels in the camps especially food, refugees apply negative coping practices outside the camps, including stealing food from the farms. In addition, some refugee women and girls are engaged in prostitution activities outside the camp by renting rooms in small towns such as Makere Centre in Kasulu for the same purpose. Villagers from Kumhasha village noted that refugee children found roaming in the villages outside the camp are sent back to the camps after the leaders of both communities have communicated. It was also noted that women and children found in the farms in search for food have poor health and nutrition status.

While there was allowance given to refugees to access 4 km outside the camp for firewood collection, movement to the villages outside the camp is considered illegal. Some refugees have been facing issues with immigration officers and have had legal measures taken against them when found outside the camp. As part of livelihood and nutrition promotion in Nyarugusu camp, groups of women are given permits to source and sell sardine (dagaa) to fellow refugees in the camps. In addition, groups of refugees are permitted to buy cows and sell meat inside the camp.

9 – Technical Recommendations JAM 2023

THEMATIC AREAS	TECHNICAL RECOMMENDATIONS
1 – POLICY AND NUTRITION	
Policy and Coordination	1. Strengthen engagement of zone and community leaders in food committee meetings and update them frequently on the emerging changes such as delayed replacement of staff at the distribution points due to voluntary repatriation in order to avoid misunderstanding in the community.
	2. Capacitate new and existing leaders to bridge the gap of the community communication flow and share the best approaches to support and solve various community challenges.
	3. Consider providing in-kind incentives to Refugee Community leaders (soaps or airtime).
	4. Enable environment rehabilitation to restore land fertility and reforestation for the areas that will be migrated when there will be camp consolidation.
2 – FOOD SECURITY AND NUTRITION	
Food Security	1. Conduct thorough inventory of weighing scales to establish numbers, status (functional) and gaps.
	2. Conduct thorough inventory of SCOPE devices to establish numbers, status (functional) and gaps.
	3. Conduct training on composting and organic pesticide
	4. Promote inclusion of (orange) sweet potatoes in kitchen gardens.
	5. WFP to organize regular general distribution of empty containers to facilitate carrying/storage of food.
	6. Streamline the work of the food committees through involvement in the zone level activities and meetings and ensure visibility of their food committees membership role during distribution to differentiate them from other distribution staff.
Nutrition	1. Explore the possibility of minimum dietary diversity (MDD)'s strategic plan for the camp.
	2. Explore mechanism of sustainable supply of nutrition supplies for therapeutic feeding program.
	3. Revise SBCC strategy to suit the current context and strengthen SBCC specifically related to Iron and Folic Acid and Micronutrient Powder (preparation and use).
	4. Intensify and upscale awareness and sensitization sessions on optimum use of MNPs, FeFo, WASH at reception centre.

	5. Fast track the vulnerable groups (pregnant, lactating, children and chronic ill) for reallocation to the zones.
	6. Explore sustainable ways of engaging men in nutrition program.
3 – LIVELIHOODS	
Livelihood Activities/Kitchen Garden	1. **Innovative water management for kitchen gardening:** • Liaison with Water, Sanitation and Hygiene (WASH) sectors to ensure reliable water supply to support kitchen gardening especially during dry season. This includes the use of integrated water management approaches. • Distribution/planting of drought resistant vegetable crop varieties. • Organize group / block farming (Farming Training Center, FTC) for easing water supply needs for irrigation. • Stakeholders ought to map out interventions, harmonize approaches and coordinate better for maximum impact. • Strengthening the linkage between kitchen gardening and nutrition: there is need to expand upon nutrition education to beneficiaries of kitchen gardening to maximize benefits.
	2. Increasing access to and strengthen the vocational skills training (VST/TVET): • Review targeting criteria for vocational skills training to ensure to include committed beneficiaries and not exclude certain groups unnecessarily: current beneficiary selection criteria lack transparency, does not engage refugee leaders and limits involvement of youths. • Accreditation of courses at the Muti-Purpose Community Centre (MPCC): Fast tracking the process leading to the accreditation of courses at the MPCC in Nyarugusu would enable graduates (refugees and host community) have certificates that are nationally recognized. • Access to training center at the MPCC could be eased by constructed temporary learning centers at the Congolese side to serve nearby population. • Consider provision of transportation to ease access to the MPCC for Congolese and PSNs. • In Nduta, access to Maloregwa and vocational centers inside camps should be strengthened to accommodate some courses so that learning can take place inside camps as well.

Energy	1. Provide quality alternative cooking technologies such as improved cookstoves, LPG, briquettes, bioethanol, pellets, etc. to all refugees rather than prioritizing some groups.
	2. Improve the quality of firewood provided by drying them properly so that to increase cooking efficiency and reduce firewood-borne health problems.
Environment	1. Support climate smart practices, agriculture / organic farming: Support adoption of eco-friendly agricultural practices such as use of compost manure, cover crops, crop rotation, biological pest control etc.
	2. Flood and soil erosion control: Build flood and soil erosion control infrastructure such as check dams, stone-pitched gabions, terraces, and planting soil stabilising vegetation. 3. Mobilize more funds for environmental initiatives such as ecosystem restoration and rehabilitation
4 – PROTECTION	
Protection General	1. Strengthen coordination on child protection issues, especially child labour and possibly child trafficking (if that really confirms to be a growing concern), in order to collect more information and improve coordination for response.
	2. Regular household visits of agency responsible for foster children to provide necessary support, including counselling, and strengthening mechanism to ensure the wellbeing of the child.
	3. Assessing technical feasibility for implementation of alternative solutions for cooking energy and of mitigation measures like the establishment of designated rotating locations for firewood collection for better environmental protection and safer collection of firewood.
	4. Police Gender Desk to be staffed with officials that have background and experience with GBV, continuous on the job training for the officials to be conducted and to be ensured that GBV service delivery is not affected by staff turnover (e.g. retain one of the experienced officers to stay to train the new incoming police contingence).
PSN	1. Improve coordination among service providers to better mainstream PSN inclusive service delivery in all aspects of services to PSNs.
	2. Improve information on available services, prioritization and targeting criteria of PSNs for all services

	3. Designate a distribution room/chute for PSN, including elderlies and PwDs, to ensure smooth and timely access to food services.
	4. Advocate for the new-born with albinism to be allowed to be admitted into the protection village should this be necessary and adequate for their protection and safety.
Registration	1. Formalize SOPs on replacement of SCOPE card among involved agencies to avoid possible unnecessary delays in the procedure.
	2. Refresher trainings for Registration Staff on Registration of new-born babies to reduce error rate.
Durable Solutions	1. Ensure that opportunity is given to refugees with specific protection concerns preventing them from returning to be assessed separately.
	2. Explore room to adapt the policy/procedure for exchange of monetary VolRep support to avoid loss of value upon arrival in Burundi. 3. Increase funding to ensure increased VolRep convoys and capacity
5 – ESSENTIAL SERVICES	
Health	1. Recruit adequate health staff
	2. Strengthen health information dissemination and awareness to community.
	3. Strengthen monitoring and supportive supervision of the health services in the camps.
	4. Rehabilitate health facilities.
	5. Strengthen the specialised clinics inside the camps.
	6. Strengthen IPC measures in all camps.
	7. Include people with chronic illnesses into kitchen gardening program.
WASH	1. Distribute more containers (Buckets, Jerrycans) to improve water collection and storage at household level to enhance safe water chain in the camp.
Education	2. Timely distribution of adequate dignity kits to female students to avoid school dropouts or reduced attendance for lack of dignity material.
	3. Timely administration of the exams and results release (NECTA-Burundian).
	4. Timely distribution of scholastic materials.
Shelter	1. Redesign family shelters to better consider privacy, security, family size and cultural appropriateness.

	2. Streamline the procurement frame agreement process, so that reduced lead times on bulk procurement of construction materials can be achieved.
NFI/CRI	1. **Establish, use and communicate clear targeting criteria** when targeted distribution for NFIs is carried out.
6 – HOST COMMUNITY	
Host Community	
	1. Quarterly peaceful co-existence meeting plans to be maintained. 2. Joint training on protection and SGBV related issues to be conducted once in year to increase awareness and impact knowledge on prevention and response to GBV crimes in both host and refugee communities.

REFERENCES

WFP, UNHCR Community and Household Surveillance, September 2023

WFP. Post Distribution Monitoring reports, 2023

WFP. Energy study on refugee camps in Kigoma (2024)

UNHCR, WFP Joint Assessment Mission: A practical Guide to Planning and Implementation (June 2023)

UNHCR, WFP. Joint Assessment Mission Report, 2020

UNHCR, WFP. Joint Plan of Action, 2021-2023

UNHCR. Standardized Expanded Nutrition Survey Report, September 2023

UNHCR. Integrated Refugee Health Information System (IRHIS)

UNHCR. Participatory Assessments, 2023