

INTRODUCTION

In response to the Ministry of Interior's (MoI) decision of 26 September 2023 to enact an "Illegal Foreigners' Repatriation Plan", UNHCR, the UN Refugee Agency and IOM, the UN Migration Agency, have collated their data on the arrest, detention, and deportation of Proof of Registration (PoR) holders, Afghan Citizen Card (ACC) holders, and undocumented Afghan nationals as well as on the outflows of Afghan nationals at the Torkham and Chaman border crossing points, to better understand the protection environment and movements of Afghan nationals returning to Afghanistan from Pakistan.

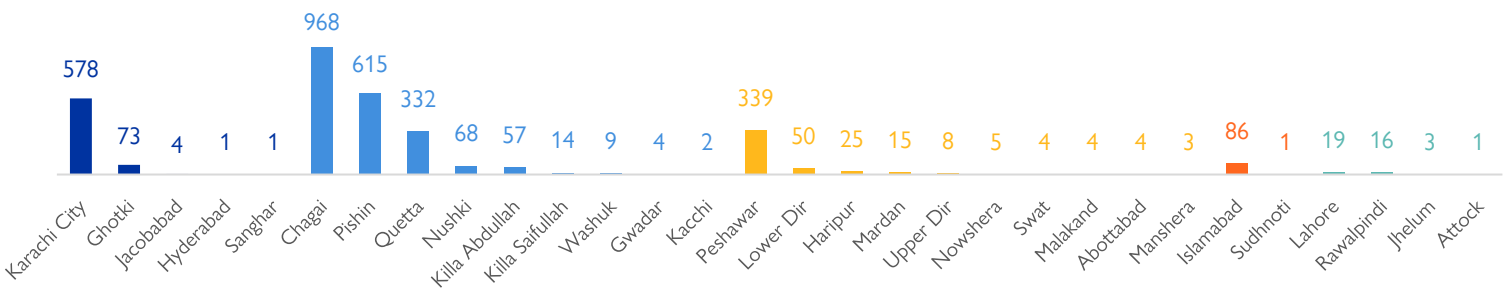
While the Government of Pakistan has yet to halt the "IFRP", the rate of arrest, detention, deportation, and returns has decreased significantly since its peak in October and November 2023. Furthermore, on 26 April 2024, the Ministry of States and Frontier Regions (SAFRON) issued a notification that the validity of the POR card has been extended until 30 June 2024.

KEY FINDINGS AND LIMITATIONS

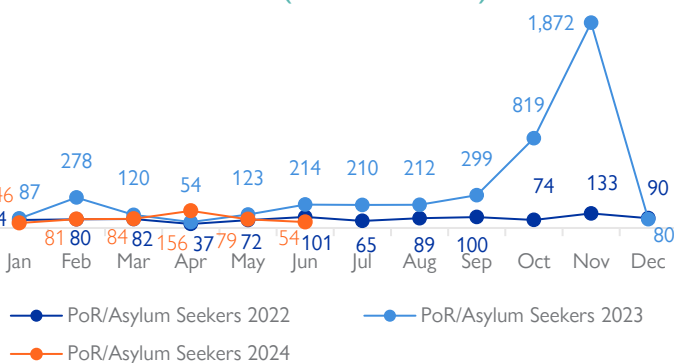
It is important to note that prior to 2023, there was no data collected on the arrest and detention of ACC holders or undocumented Afghan nationals. Since January 2023, IOM has started to collect this data, which should be considered indicative at this point. The figures, particularly of undocumented Afghan nationals, should be considered underreported.

- The period from 2 to 15 June 2024 saw the overall reported rate of arrest and detention increase by 13 per cent, compared to the period from 19 May to 1 June 2024.
- From 2 to 15 June 2024, ACC holders and undocumented Afghans represented 89 per cent of the total rate of arrests and detentions.
- Since the start of October 2023, the overall reported rate of arrest and detention remains highest for the province of Balochistan. During the period from 2 to 15 June 2024, 83 per cent of the reported arrests and detentions occurred in Balochistan.
- Across Pakistan, the top three districts for arrest and detention between 1 January and 15 June 2024 are Chagai (Balochistan), Pishin (Balochistan), and Karachi (Sindh).

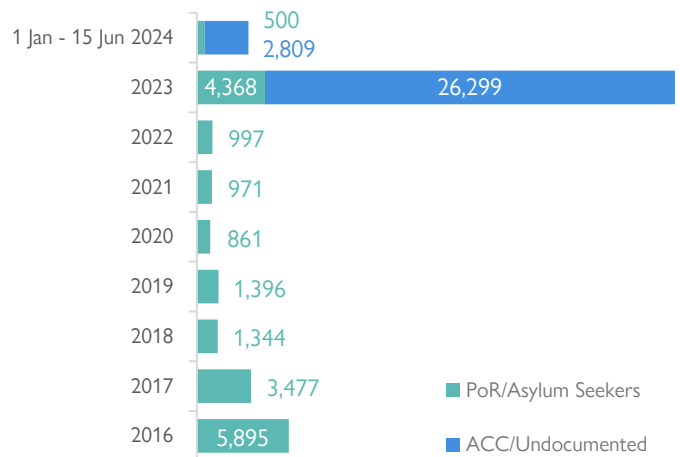
NO. OF ARRESTS BY DISTRICTS (1 January – 15 June 2024)



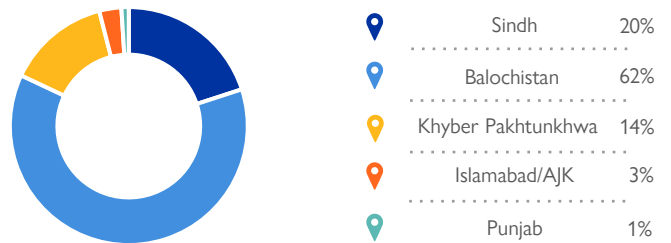
MONTHLY ARRESTS AND DETENTION TRENDS 2022 – 2024 (PoR HOLDERS)



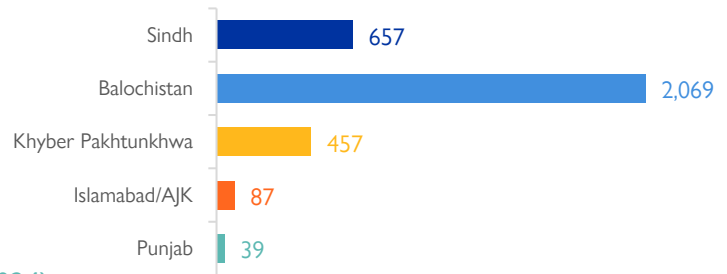
ARREST AND DETENTION BY YEARS



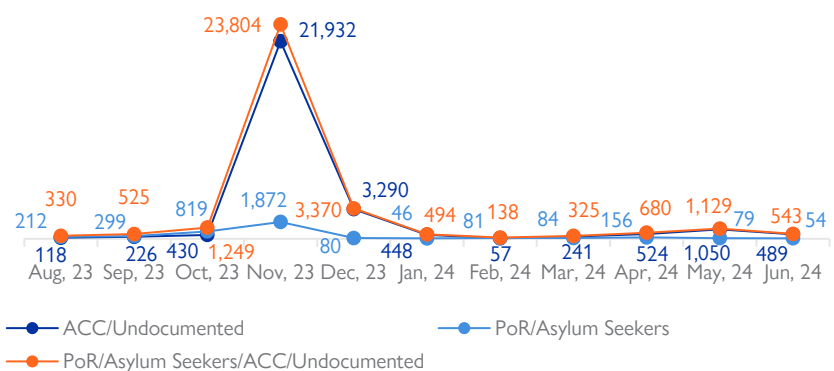
% OF ARRESTS BY LOCATION (1 January – 15 June 2024)



NO. OF ARRESTS BY PROVINCE (1 January – 15 June 2024)



MONTHLY ARRESTS AND DETENTION ANALYSIS 2023 – 2024





IOM enumerator collecting flow monitoring data at Chaman border. [IOM Pakistan 2024]

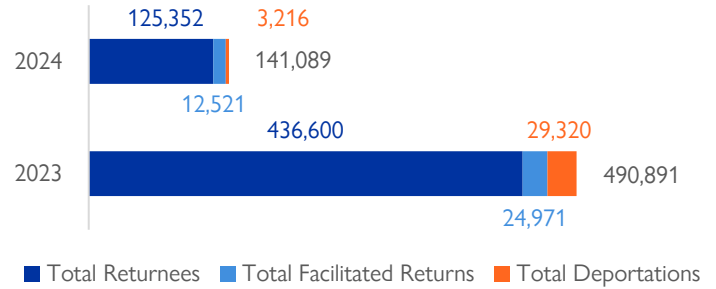
KEY FINDINGS

- During the last two weeks, UNHCR and IOM's Displacement Tracking Matrix (DTM) estimate 21,229 Afghans returned through the Torkham, Ghulam Khan (located in Khyber Pakhtunkhwa), Chaman, Badini and Bahramcha (located in Balochistan) border crossing points to Afghanistan.
- Cumulatively, from 15 September 2023 to 15 June 2024, 631,980 individuals have returned.
- The number of returns in the last two weeks (2 - 15 June; 21,229) increased by about 198 individuals compared to returns in the two weeks prior to that (19 May - 1 June; 21,031). The number of returns during the reporting period has seen an increase compared to the previous report and continues to surpass the weekly return figures recorded since January 2024.
- Most of the returnees were undocumented Afghans (89%), followed by PoR holders (9%) and ACC holders (2%). Majority of the PoR returns are facilitated by UNHCR.
- Vulnerable persons including chronically ill people, elderly individuals, persons with disabilities, and others account for 3 per cent of the population.
- Fear of arrest (89%) remains the most common reason to return to Afghanistan among undocumented/ACC holders while PoR holders cite social economic challenges.
- Returnees were most likely to return from Quetta (20%) and Peshawar (18%) in Pakistan and intend to go to Nangarhar (25%), Kandahar (22%) and Kabul (18%) in Afghanistan.

CUMULATIVE – 2023 AND 2024



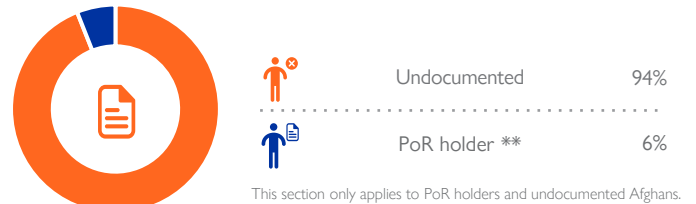
Period	Total Number of Returns	Total Returnees	Total Facilitated Returnees	Total Deportees
15 Sep – 31 Dec 2023	490,891	436,600	24,971	29,320
1 Jan – 15 Jun 2024	141,089	125,352	12,521	3,216
Total	631,980	561,952	37,492	32,536



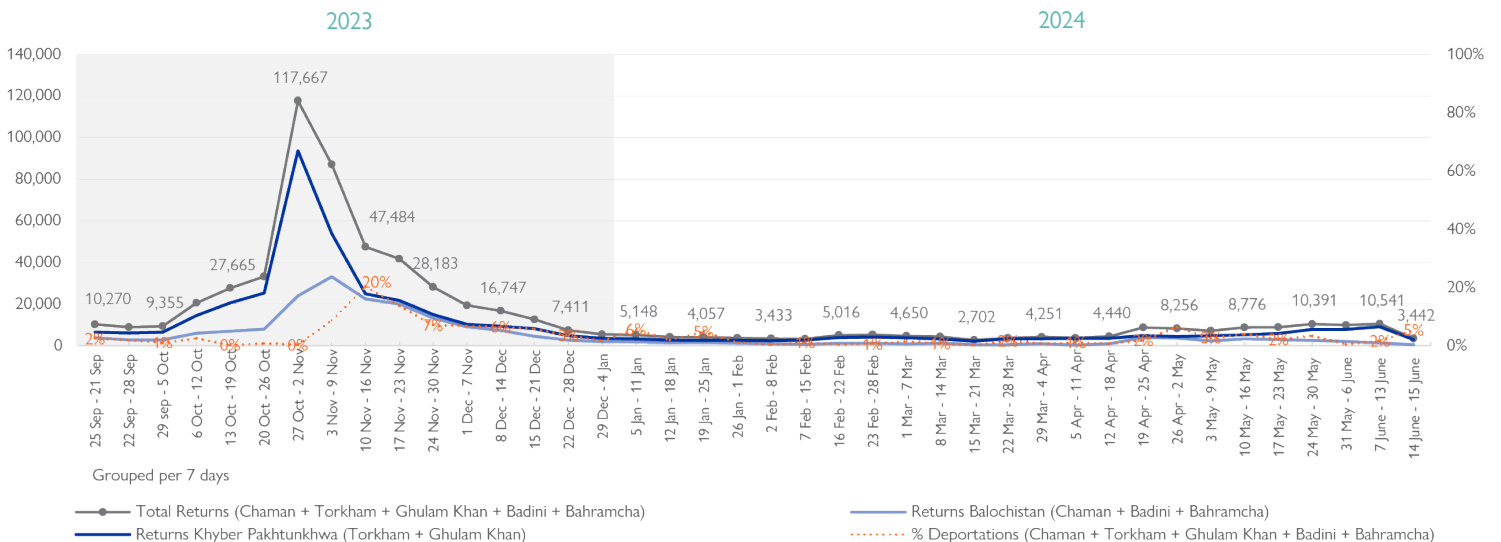
DOCUMENTATION – TOTAL NUMBER OF RETURNEEES



DOCUMENTATION – TOTAL DEPORTEES



TOTAL RETURNS AND % DEPORTATIONS | 15 SEPTEMBER 2023 – 15 JUNE 2024



*The number refers to facilitated PoR returns through VRCs who crossed the border during the reporting period.

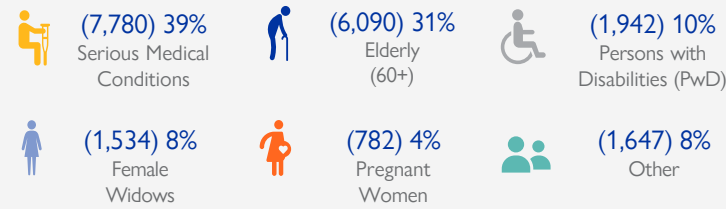
** This figure refers to PoR holders based on interviews conducted with returnees in Afghanistan.



This section only applies to ACC holders and undocumented Afghans

TYPE OF VULNERABILITY

(Expressed as a percentage of the total numbers of vulnerable persons)

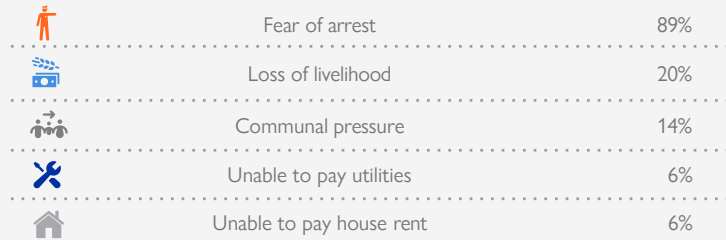


AGE AND GENDER

Female		Male
49.7%		50.3%
206,578		208,887
(10.5%) 43,521	0 – 4	41,613 (10.0%)
(18.7%) 77,708	5 – 17	83,763 (20.2%)
(19.1%) 79,357	18 – 59	77,109 (18.6%)
(1.4%) 5,992	60+	6,402 (1.5%)

REASONS FOR LEAVING PAKISTAN (TOP 5)

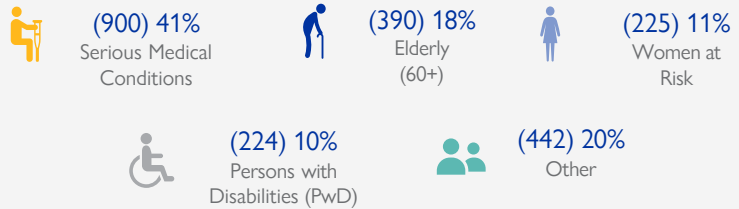
(Multiple answers can exceed 100%, N = 24,453)



This section only applies to PoR holders

TYPE OF VULNERABILITY

(Expressed as a percentage of the total numbers of vulnerable persons)

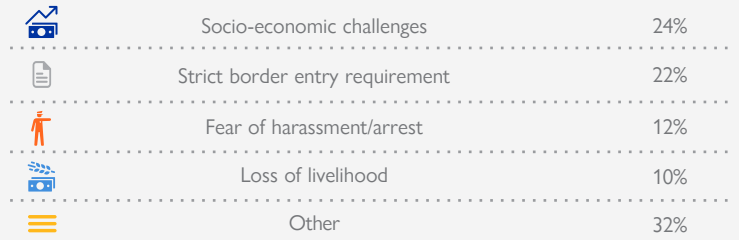


AGE AND GENDER

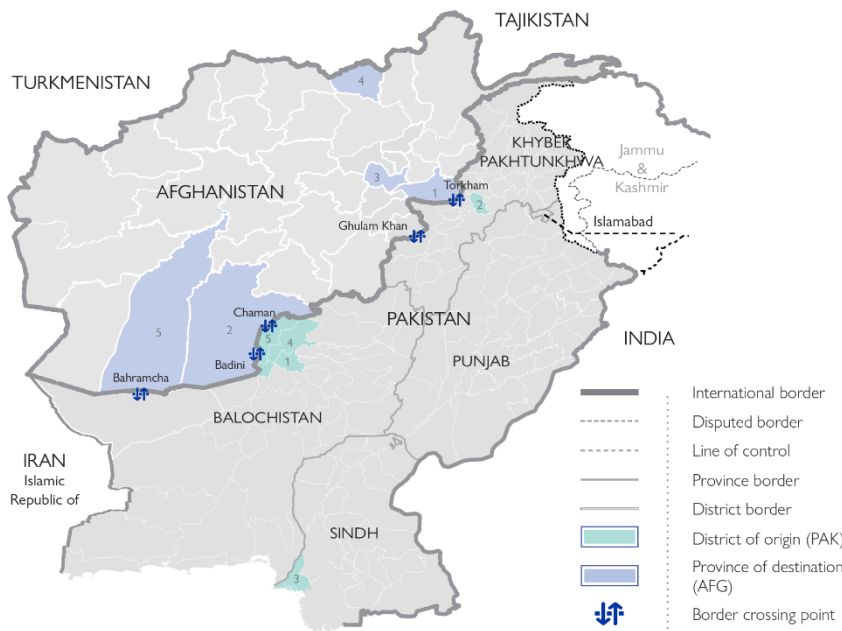
Female		Male
49.0%		51.0%
18,356		19,134
(9.3%) 3,495	0 – 4	3,306 (8.8%)
(19.6%) 7,311	5 – 17	7,605 (20.3%)
(19.1%) 7,163	18 – 59	7,586 (20.2%)
(1.0%) 387	60+	637 (1.7%)

REASONS FOR LEAVING PAKISTAN (TOP 5)

(Multiple answers can exceed 100%, N = 3,263)



DISTRICT OF ORIGIN IN PAKISTAN AND PROVINCE OF DESTINATION IN AFGHANISTAN



DISTRICT OF ORIGIN (TOP 5)

1. Quetta	20%
2. Peshawar	18%
3. Karachi	13%
4. Pishin	10%
5. Killa Abdullah	6%

PROVINCE OF DESTINATION (TOP 5)

1. Nangarhar	25%
2. Kandahar	22%
3. Kabul	18%
4. Kunduz	13%
5. Hilmand	5%

Disclaimer:

Dotted line represents approximately the line of control in Jammu and Kashmir agreed upon by India and Pakistan. The final status of Jammu and Kashmir has not yet been agreed upon by the parties. The designations employed and the presentation of material on this map do not imply the expression of any opinion whatsoever on the part of IOM or United Nations concerning the legal status of any country, territory, city or area or of its authorities, or concerning the delimitation of its frontiers or boundaries. This document was produced jointly by IOM and UNHCR. The opinions expressed in the report are those of the authors and do not necessarily reflect the views of IOM or UNHCR. The designations employed and the presentation of material throughout the report do not imply the expression of any opinion whatsoever concerning the legal status of any country, territory, city or area, or of its authorities, or concerning its frontiers or boundaries.