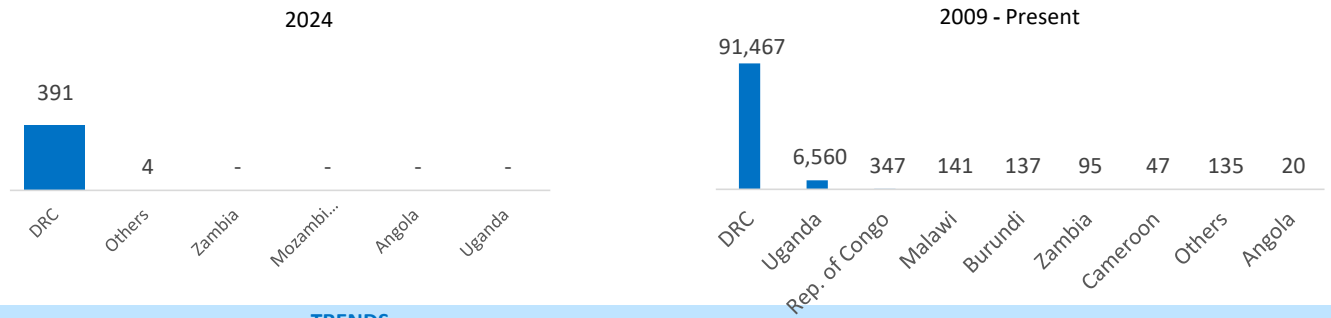
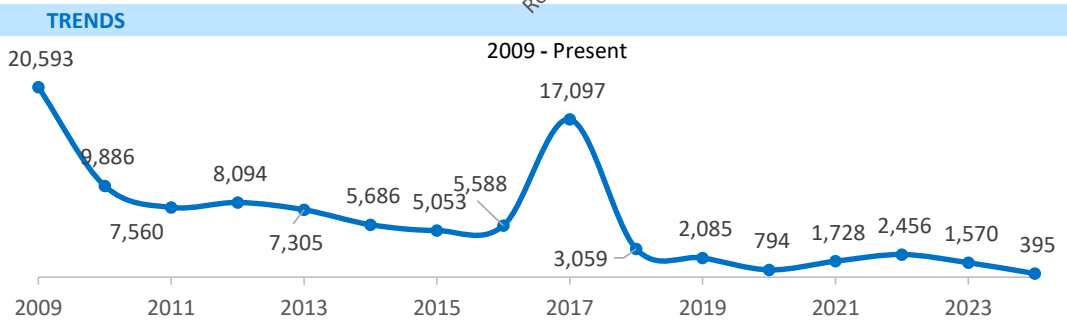


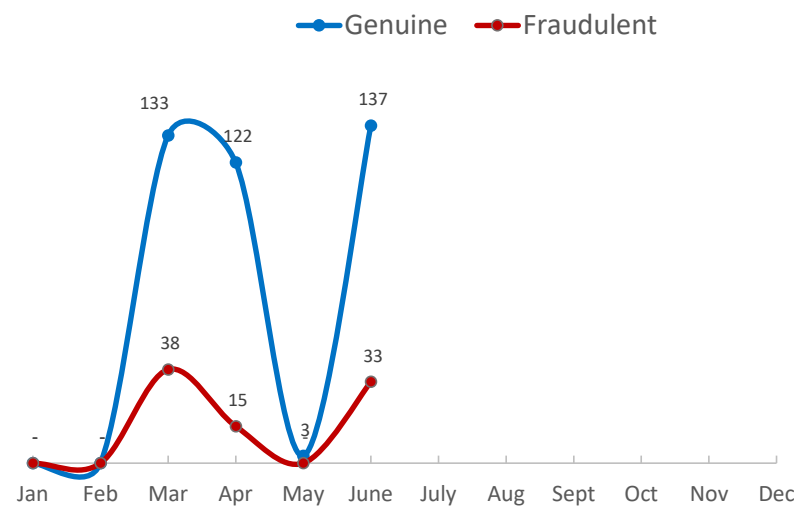
137	JUN 2024
395	YTD 2024
98,949	2009 - PRESENT
3,463,892	1994 - PRESENT



DISTRICT OF RETURN	YTD	%	2009 - PRESENT	%
Karongi	2	1%	11,872	12%
Musanze	35	9%	8,926	9%
Nyabihu	59	15%	5,743	6%
Rutsiro	6	2%	12,388	13%
Nyamasheke	3	1%	5,624	6%
Rubavu	164	42%	7,851	8%
Ngororero	24	6%	7,984	8%
Rusizi	37	9%	4,296	4%
Others	65	16%	34,265	35%



### YTD CASE LOAD



\*For April - 15 individuals were found to be Fraudulent after a late verification.

