



Inter-Agency
Coordination
Türkiye

3RP National PWG Meeting

30 May 2024

Meeting Agenda



- Announcements & Updates
- Overview of Data & Information Gaps within the context of Inter-Agency Protection Needs Assessment (IAPNA) & Survey
- Presentation of 3RP Coordination Survey Results
- Review of Sector Annual Workplan Progress
- Sector M&E Progress Review for 1st Quarter
- Overview of Progress Against 3RP Accountability Indicators Reporting
- AoB & Closure

Announcements & Updates



- Inter-Agency Protection Needs Assessment Round 8
- Protection Sector Indicator Guidance Note (2024) & Protection Sector Monitoring and Evaluation Training
- Services Advisor
- Protection from Sexual Exploitation and Abuse (PSEA) Trainings & PSEA focal point mapping tools
- Inter-agency initiatives on Human Trafficking



Inter-Agency
Coordination
Türkiye

Overview of Data & Information Gaps within the context of Inter-Agency Protection Needs Assessment (IAPNA) & Survey

3RP National Protection Sector Coordinator

Preparations for Round 8 of Inter-Agency Protection Needs Assessment *Objectives*



- Develop a better understanding of the protection and humanitarian situation in Türkiye.
- Establish a mechanism to systematically identify refugee needs in relation to thematic areas on protection, basic needs, livelihoods and education.
- Systematize and standardize data collection and analysis processes to better inform evidence-based programming and the larger refugee response (including via the 3RP).
- Inform and develop protection programming initiatives to address identified protection needs and gaps.
- Inform advocacy efforts on the local and central level with various stakeholders, including UN agencies, I/NGOs and public institutions.

Preparations for Round 8 of Inter-Agency Protection Needs Assessment *Methodology*



- For the assessment, a sample household-level survey will be conducted
- As in previous rounds, face-to-face and telephone interviews will be used for data collection methods.
- The questionnaire will be revised based on feedback received from our partners and coordinators, the outputs of the short survey sent out in the previous weeks, and the suggestions we will discuss in this meeting.
- The assessment will be conducted based on the informed consent (obtained in line with the national Law on Protection of Personal Data No.6698) of the interviewee.
- Considering there are ongoing data collection and analysis exercises with regards to the earthquake situation, Round 8 will not include any specific areas/questions related to the impact of the earthquake.

Preparations for Round 8 of Inter-Agency Protection Needs Assessment *Sampling*



- A stratified sampling methodology will be adopted to ensure adequate representation across refugee groups and that nuances across different geographical areas are captured, both which will allow for comparative analysis.
- The sample size for this round is expected to be around 2,400 households.
- In addition to publicly available statistics produced by the Presidency of Migration Management (for Syrians under Temporary Protection), partner databases will be used to identify the sample pool and a proportional sample will be created for each partner.
- Unlike the previous round, inclusion of Turkish citizens to the sample is not planned in Round 8.

Preparations for Round 8 of Inter-Agency Protection Needs Assessment *Timeline*



- **Official call to partners:** 14th of May
- **Questionnaire feedback:** 28th of May for partners
- **Partner input for sample identification:** 3 – 10th of June
- **Training for enumerators and interpreters:** Week of 10th of June – TBC
- **Communication with partners on sample size:** 14th of June
- **Data collection:** 24 June – 12 July
- **Data cleaning and analysis:** Mid July – End of July -TBC
- **Preliminary analysis:** End of July – TBC
- **Comprehensive report:** August - TBC
- **Clearance & Translation:** September - TBC

Preparations for Round 8 of Inter-Agency Protection Needs Assessment *Outputs*



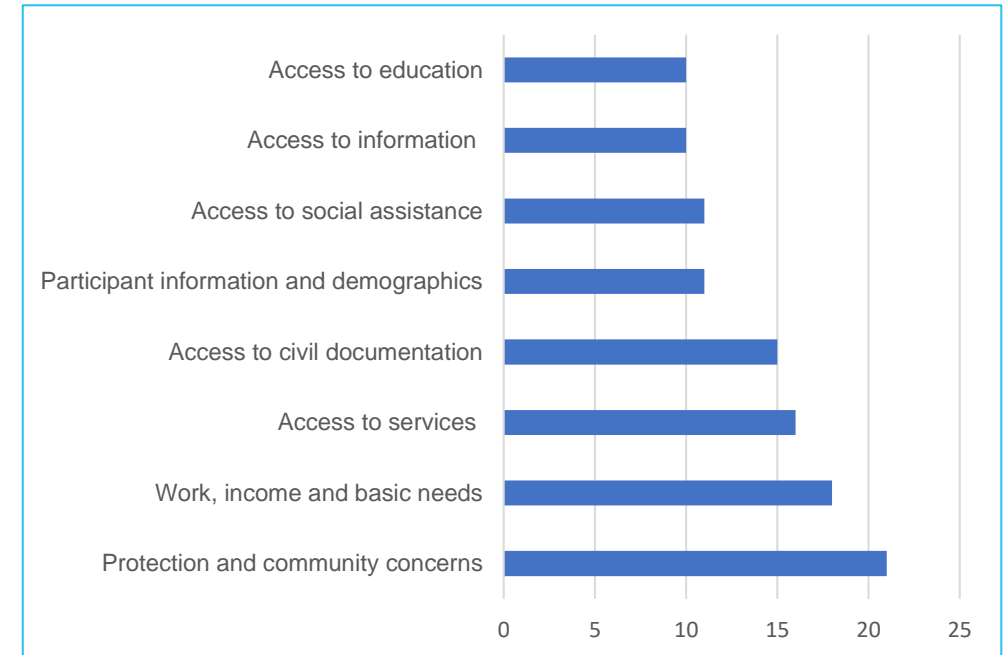
- The findings will be widely shared with decision makers within the humanitarian community and within public institutions, as well as to donors.
- Widespread sharing of and reference to these findings is intended to strengthen evidence-based programming and implementation, as well as inform advocacy efforts with a variety of stakeholders.
- These findings shape the strategy and program implementation of the 3RP Protection Sector, as well as inform discussions on various coordination platforms.
- Sector partners will be provided with guidance on recommendations for scope and content of appeals based on the analysis provided throughout the report on communities' unmet needs, preferences and capacities.
- Findings will also inform the sector's inputs in the annual 3RP Türkiye Monitoring & Evaluation report.

Survey Outputs for Identifying Data and Information Gaps in the Protection Sector - 1



Overview of thematic areas still considered relevant to the Round 8

- The top three thematic areas considered most relevant are as follows:
 - Protection and community concerns
 - Work, income and basic needs
 - Access to services
- As can be seen from the graph, belowmentioned areas are followed by access to civil documentation, participant information and demographics, access to social assistance, access to information and access to education.



Survey Outputs for Identifying Data and Information Gaps in the Protection Sector - 2



Inter-Agency
Coordination
Türkiye

Output of new thematic areas that should be included in the Round 8 questionnaire – 1

- Collecting data on access to and quality of Mental Health and Psychosocial Support services.
- Gathering information on digital literacy and access to technology for accessing information.
- Adding more detailed questions on social cohesion and integration.
- Collecting more detailed information on access to education, including motivations to participate in vocational and language courses, extracurricular activities, and recreational programs for children.
- Collecting information on access to childcare and support for working parents in the context of the work, income, and basic needs.
- Adding new questions for LGBTQI+ inclusion and support.

Survey Outputs for Identifying Data and Information Gaps in the Protection Sector - 3



Output of new thematic areas that should be included in the Round 8 questionnaire – 2

- Adding new questions within the scope of disability inclusion.
- Collecting more detailed information on persons on the move.
- Gathering more detailed information within the scope of legal clinics.
- Elaborating questions within the scope of the use of feedback and complaints mechanisms (e.g., YİMER, CİMER).
- Adding questions concerning PSEA allegations and where to report these allegations.
- Asking broader questions related to resilience, social coping strategies, environmental conditions, and living conditions.

Survey Outputs for Identifying Data and Information Gaps in the Protection Sector - 4



Inter-Agency
Coordination
Türkiye

Recommendations for the IA/IM team leading the exercise or for contributing partners to improve the overall effectiveness of the exercise

- Establishing various communication and sharing platforms to enhance the effectiveness of the analysis.
- Increasing the use of tools such as press releases, webinars, or reports to reach a wider audience with the results of the analysis.
- Ensuring that survey questions are concise and comprehensible, and prioritizing face-to-face interviews over telephone surveys.
- Identifying strengths and weaknesses after each round of analysis and disseminating lessons learned and best practices from past analyses.



Inter-Agency
Coordination
Türkiye

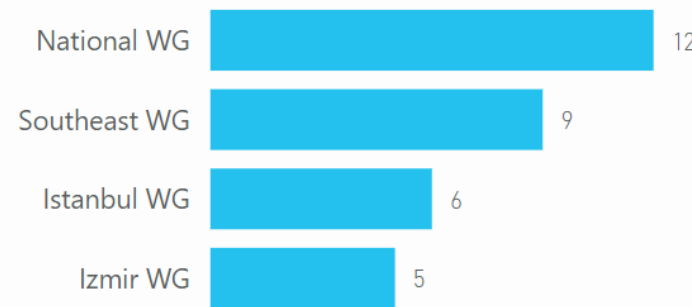
Presentation of 3RP Coordination Survey Results

3RP National Protection Sector IM

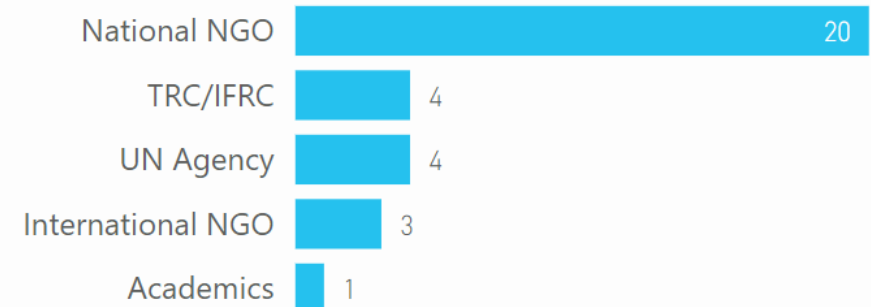
Information about Participants

- A total of 103 representatives participated in the survey, with **32 organization representatives** specifically from the Protection sector.
- 94%** of the participating organization representatives stated that they were actively involved in earthquake response efforts.

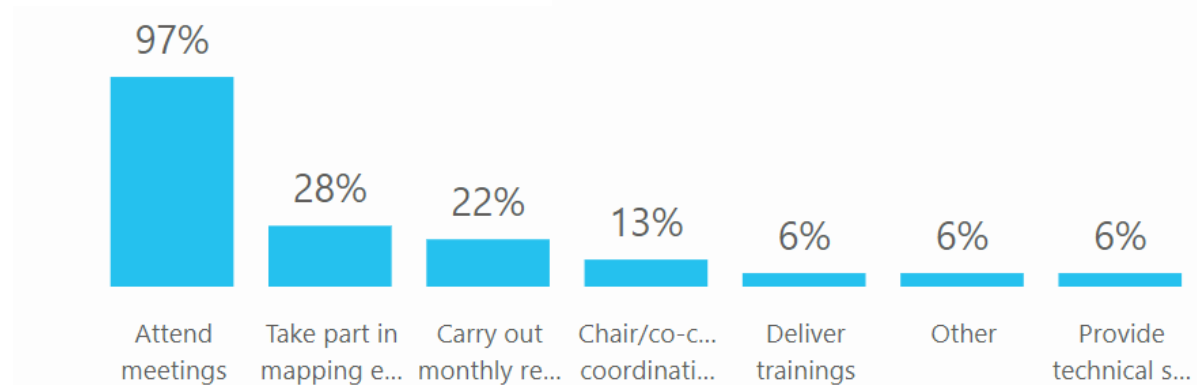
Participation by Region



Participation by Organization



Participation to the Working Group

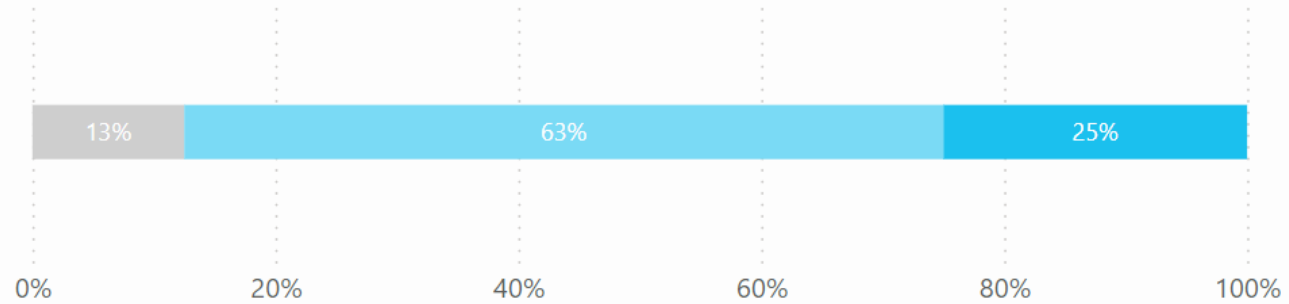


Presentation of Coordination Survey Results



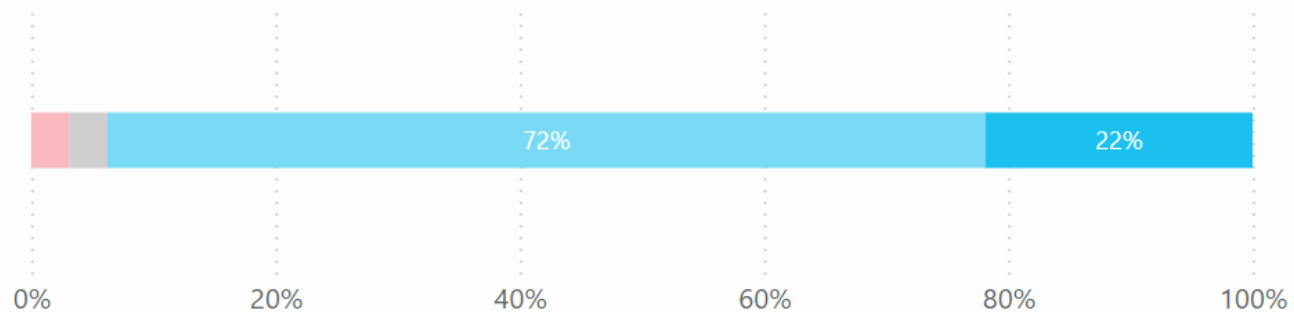
Effectiveness of the working group/task-team in fulfilling its mandate as stated in its ToR

Answers Label ● Neutral ● Effective ● Very effective



Reflection of agencies' priorities

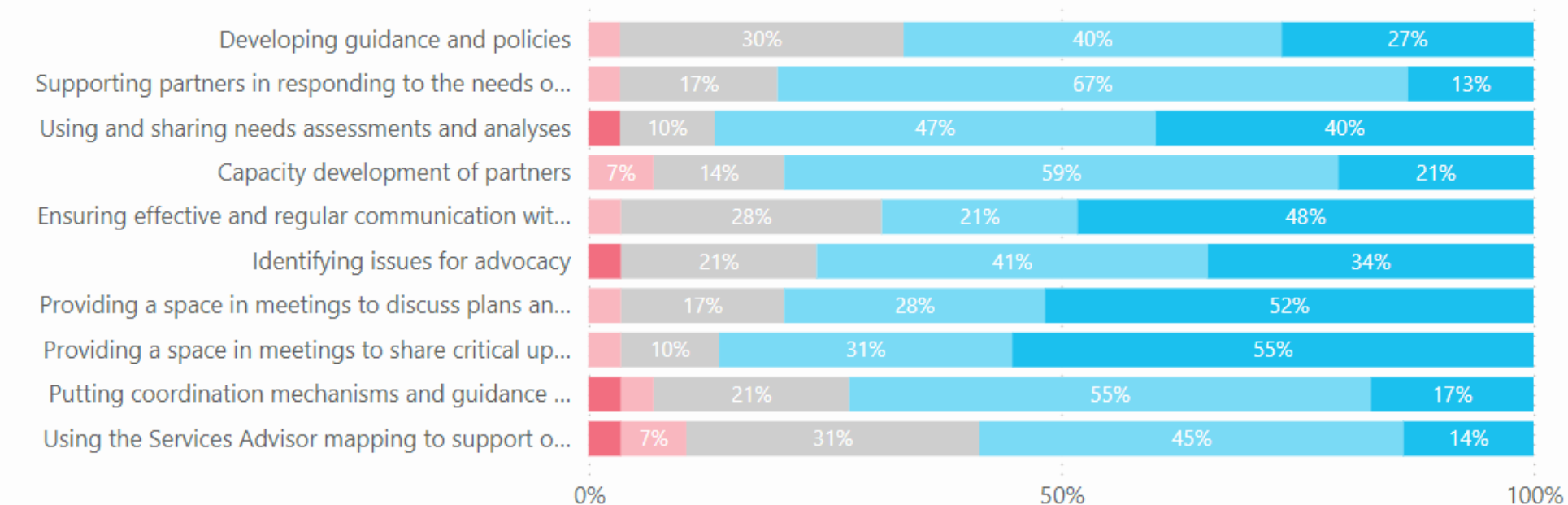
Answers Label ● Poor ● Neutral ● Good ● Excellent



Performing of Coordination Tasks

Performing of Coordination Tasks

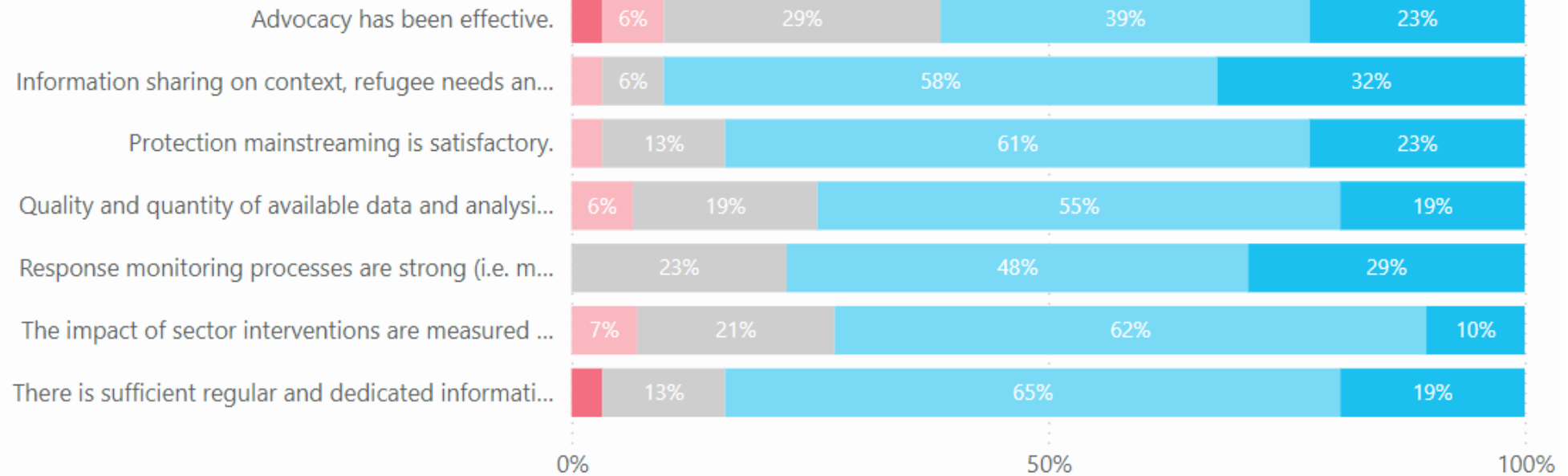
● Very unsatisfactory ● Slightly unsatisfactory ● Neutral ● Satisfactory ● Very satisfactory



Effectiveness of Response

Effectiveness of the Working Group Response

● Strongly disagree ● Disagree ● Neutral ● Agree ● Strongly agree



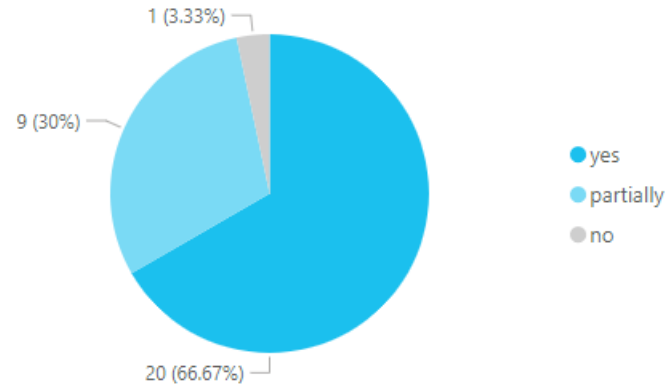
Meeting Format



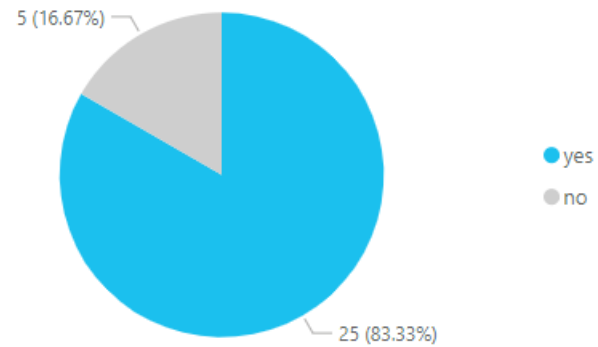
- **38%** of the respondents indicated that different stakeholders should be included in the meetings - with the majority underlining the need for increased participation from public institutions.
- **53%** of respondents stated that there should be more intersectoral discussions.
 - Every 2-3 months
 - Health and psycho-social support
- **25%** of respondents indicated the need for Arabic translation.
- **97%** of the respondents would like the meetings to continue in a hybrid format.

Transition to EQ Response

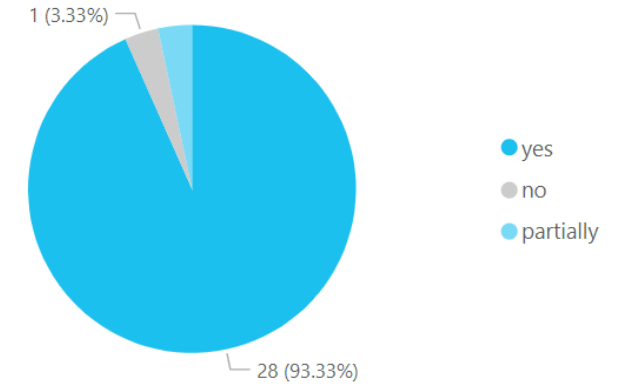
Were you able to utilize resources under 3RP for the EQ response?




Were you able to make use of existing coordination mechanisms towards implementing a more effective response?



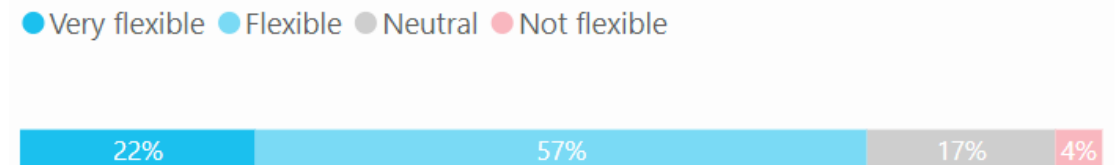
Did you have a clear understanding of the evolution/transition of coordination mechanisms?



How effective were existing coordination mechanisms in supporting the emergency response?

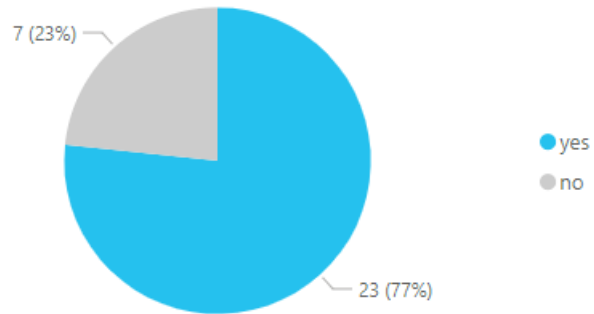


How flexible were the existing coordination mechanisms in accommodating an emergency situation?

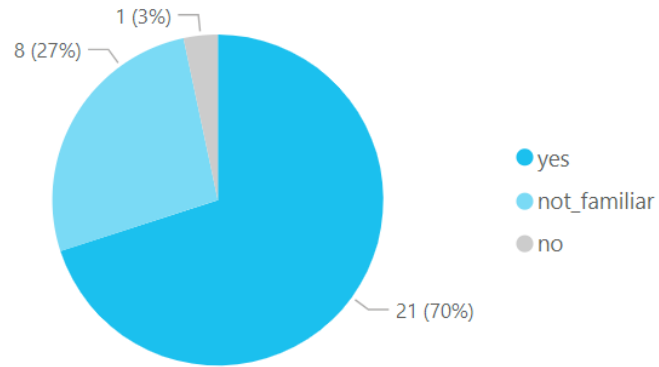


Information Management Processes During EQ Response

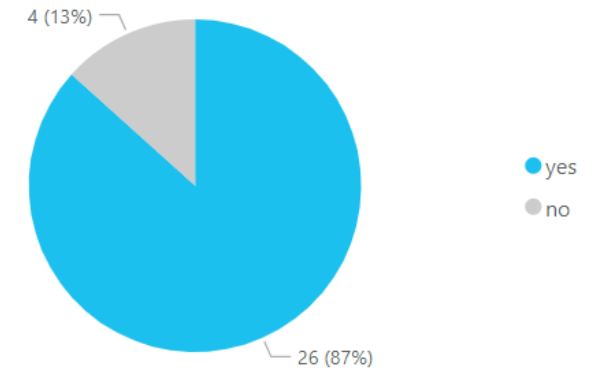
Were you able to make use of existing information management tools and platforms towards implementing a more effective response?



Were the 3RP's information sharing platforms (i.e. Assessment Registry/UNHCR Data Portal) accessible to you?



Were you informed about the coordination of different needs assessments in 2023?





Inter-Agency
Coordination
Türkiye

Review of Sector Annual Workplan Progress

3RP National Protection Sector Coordinator

Review of Sector Annual Workplan Progress

Refugees with Disabilities



Prioritized Thematic Area	Output	Deliverable & Activity	Contributing Organizations	Timeline	Status
Refugees with Disabilities	Refugees with Disabilities' access to rights and disability-friendly services/programming improved	Dedicated online trainings targeting 3RP partners on the revised inter agency referral form with disability considerations and complementary guidance to mainstream the use of revised referral form	National PWG Coordinator Ageing and Disability Inclusion Task Team (ADITT) Co-Leads	Q2 - Q3	Pending
		Improving accessibility of Services Advisor to strengthen access to information on available services	National PWG Coordinator - UNHCR 3RP Information Management ADITT Co-Leads	Q1 - Q4	Pending
		Supporting dissemination of mapping of disability specialized NGOs/OPDs in Türkiye to strengthen coordination and collaboration of sector partners with OPDs	Interested sector partners ADITT Partners	Q1 - Q4	Ongoing
		Capacity development initiatives targeting sector partners and OPDs	ADITT	Q3 - Q4	Ongoing

Review of Sector Annual Workplan Progress

Access to International Protection



Prioritized Thematic Area	Output	Deliverable & Activity	Contributing Organizations	Timeline	Status
Access to International Protection	Access to IP and TP improved through evidence-based advocacy	Continued monitoring of refugees access to IP and TP with the purpose of feeding into advocacy efforts with PMM to reduce barriers to access	All sector partners	Q1 - Q4	Ongoing
		Strengthening access to IP and TP through dissemination activities, including PMM surveys	3RP Protection Coordination Team	Q1 - Q4	Ongoing

Review of Sector Annual Workplan Progress

Collaboration with Public Institutions



Prioritized Thematic Area	Output	Deliverable & Activity	Contributing Organizations	Timeline	Status
Collaboration with public institutions	Existing relations between civil society and public institutions improved	Enhancing existing relations between civil society and public institutions through dedicated meetings and ongoing advocacy on behalf of the sector	3RP Protection Coordination Team	Q1 - Q4	Ongoing

Review of Sector Annual Workplan Progress

Advocacy



Prioritized Thematic Area	Output	Deliverable & Activity	Contributing Organizations	Timeline	Status
Advocacy	Streamlining advocacy practices with public institutions, local authorities, donors (etc.) towards refugees' improved access to rights and services	Workshop with sector partners to identify and share good practices on advocacy with public institutions, local authorities and donors	Contributing Partners TBC	Q3 - Q4	Pending

Review of Sector Annual Workplan Progress

Accountability to Affected Populations (AAP) - 1



Prioritized Thematic Area	Output	Deliverable & Activity	Contributing Organizations	Timeline	Status
Accountability to Affected Populations (AAP)	Collaboration between Protection and Non-Protection sectors further strengthened to improve access of persons with protection needs	Capacity development (including through trainings, guidance, tools and identification of protection focal points) targeting non-protection actors on protection mainstreaming, child protection, GBV, FCRM, fraud prevention, AGD approach and participatory assessment methodology, basic humanitarian/protection principles, safe identification and referrals and other issues	Contributing Partners TBC	Q2 - Q3	Pending

Review of Sector Annual Workplan Progress

Accountability to Affected Populations (AAP) - 2



Prioritized Thematic Area	Output	Deliverable & Activity	Contributing Organizations	Timeline	Status
Accountability to Affected Populations (AAP)	Accountability to affected populations (AAP) and Protection from Sexual Exploitation and Abuse (PSEA) improved and strengthened	Development and endorsement of a 'expression of commitment' template for 3RP partners promoting minimum standards and thresholds to become an appealing partner, including related to PSEA, AAP, code of conduct/ethical standards, humanitarian principles (etc.)	3RP Inter-Sector and Sector Coordination team AAP Task Force Contributing Partners TBC	Q1 - Q3	Ongoing
		Dissemination of PSEA Network common key messages for communities on SEA prevention and response	All sector partners	Q1 - Q4	Ongoing
		Reporting against dedicated accountability indicators (FCR mechanisms, SEA information dissemination, participation) at 3RP level	All sector partners	Q1 - Q4	Ongoing
		Continuing collaboration with the PSEA Network to enhance and streamline risk mitigation, prevention and response to SEA across partners operating in Türkiye	PSEA Network National PWG Coordinator Interested sector partners	Q1 - Q4	Ongoing
		Supporting the roll-out of PSEA reporting and referral mechanism including the PSEA focal point mapping	PSEA Network National PWG Coordinator	Q1 - Q3	Ongoing

Review of Sector Annual Workplan Progress

Data Collection and Analysis



Prioritized Thematic Area	Output	Deliverable & Activity	Contributing Organizations	Timeline	Status
Data Collection and Analysis	Data on the protection situation for refugee communities is collected regularly to inform planning/programming, advocacy and other sectoral efforts	Annual Inter-Agency Protection Needs Assessment (Round 8)	Interested sector partners	Q3 - Q4	Pending

Review of Sector Annual Workplan Progress

3RP Protection Sector Planning, Implementation and M&E Processes



Prioritized Thematic Area	Output	Deliverable & Activity	Contributing Organizations	Timeline	Status
3RP Protection Sector Planning, Implementation and M&E Processes	Protection Sector strategy for 2024-25 validated in consultation with partners, public institutions and local authorities	National Protection Sector Validation Meetings for 2024 - 2025 3RP	Protection Coordinators (including CP/GBV) All sector partners	Q3 - Q4	Pending
		Revised/Validated 3RP Protection Sector Strategy 2024/2025	Protection Coordinators (including CP/GBV) All sector partners	Q3 - Q4	Pending
	Protection Sector implementation followed-up through sector M&E framework	Mid-year review	Protection Coordinators (including CP/GBV) All sector partners	Q3	Pending
		Year end evaluation meeting		Q4	Pending
		Activity Info reporting (year long)		Q1 - Q4	Ongoing
		Protection Sector monthly dashboards		Q1 - Q4	Ongoing



Inter-Agency
Coordination
Türkiye

Sector M&E Progress Review for 1st Quarter

3RP National Protection Sector IM

Information Dissemination



Output Indicator	2023 Target	2023 Q1 Reporting	Progress %	2024 Target	2024 Q1 Reporting	Progress %	Number of Appealing Partners	Number of Reporting Partners
2.2.1 # of individuals reached through information campaigns and awareness-raising on rights, entitlements, services and assistance	2,613,104	144,009	6%	2,663,098	141,721	5%	30	11
3.2.1 # of individuals reached through community-based initiatives with GBV-related information campaigns and activities to raise public awareness on rights, entitlements and assistance for prevention, mitigation and response to GBV	541,848	28,964	5%	303,712	42,392	14%	21	7

Protection Interventions



Output Indicator	2023 Target	2023 Q1 Reporting	Progress %	2024 Target	2024 Q1 Reporting	Progress %	Number of Appealing Partners	Number of Reporting Partners
2.1.4 # of individuals receiving cash/in-kind assistance to meet their protection needs	238,045	22,380	9%	98,970	13,835	14%	21	7
2.1.5 # of individual receiving psycho-social support	78,852	16,359	21%	171,820	16,167	9%	28	9

Community Mobilization & Social Cohesion



Output Indicator	2023 Target	2023 Q1 Reporting	Progress %	2024 Target	2024 Q1 Reporting	Progress %	Number of Appealing Partners	Number of Reporting Partners
2.3.1. # of individuals engaged in community mobilization efforts and empowerment programmes	43,778	3,945	9%	18,710	2,028	11%	10	6
2.5.1 # of refugee and host community members participating in one-off events specific to social cohesion	104,790	11,176	11%	58,580	3,714	6%	22	6
2.5.2 # of refugee and host community members participating in structured and sustained programmes specific to social cohesion	249,252	67,363	27%	82,470	82,998	101%	18	4
2.5.3 # of institutions engaged with to promote peaceful co-existence and social cohesion	172	8	5%	46	2	4%	6	2
2.5.4 # of individuals reached with capacity development initiatives to promote peaceful co-existence and social cohesion	2,910	1,178	40%	2,386	204	9%	5	2

Trainings/Technical Capacity Development



Output Indicator	2023 Target	2023 Q1 Reporting	Progress %	2024 Target	2024 Q1 Reporting	Progress %	Number of Appealing Partners	Number of Reporting Partners
1.4.2 # of individuals trained on strengthening legal aid mechanisms for refugees	8,665	4,424	51%	6,565	8,985	137%	8	2
2.6.1 # of individuals reached with technical capacity development initiatives (including trainings etc) on service delivery/provision to persons with specific needs	4,894	589	12%	3,805	108	3%	13	3
3.3.1 # of individuals reached with technical capacity development (including trainings) initiatives on GBV risk mitigation, prevention and response	4,859	199	4%	3,075	175	6%	13	4

Institutional Support



Output Indicator	2023 Target	2023 Q1 Reporting	Progress %	2024 Target	2024 Q1 Reporting	Progress %	Number of Appealing Partners	Number of Reporting Partners
2.6.2 # of institutions supported to improve physical capacities (including related to infrastructure, material and logistic support) on service delivery/provision to persons with specific needs	27	77	285%	47	2	4%	8	2
2.6.3 # of institutions supported to strengthen human resources capacities (including staffing support such as recruitment of psychologists, social workers) on service delivery/provision to persons with specific needs	23	10	43%	36	2	6%	6	2
3.3.3 # of institutions supported to strengthen human resources capacities (including staffing support such as recruitment of psychologists, social workers) on GBV risk mitigation, prevention and response	95	78	82%	85	2	2%	5	2
4.3.3 # of institutions supported to strengthen human resources capacities (including staffing support such as recruitment of psychologists, social workers) on child rights and protection	14	4	29%	31	2	6%	6	2

Gender-Based Violence



Output Indicator	2023 Target	2023 Q1 Reporting	Progress %	2024 Target	2024 Q1 Reporting	Progress %	Number of Appealing Partners	Number of Reporting Partners
3.1.1 # of individual Gender-Based Violence survivors and those at risk assessed	55,106	22,242	40%	47,480	5,562	12%	24	5
3.1.2 # of individual Gender-Based Violence survivors provided with GBV specific response services	20,745	3,465	17%	24,861	3,657	15%	21	5
3.1.3 # of individual Gender-Based Violence survivors referred to multi-sectoral GBV specific response services	8,351	1,392	17%	22,547	1,223	5%	18	5

Child Protection



Output Indicator	2023 Target	2023 Q1 Reporting	Progress %	2024 Target	2024 Q1 Reporting	Progress %	Number of Appealing Partners	Number of Reporting Partners
4.1.3 # of children referred to specialised/multi-sectoral services	86,800	13,432	15%	93,660	13,707	15%	23	5
4.2.1 # of children participating in structured and sustained community-based child protection programmes	31,089	4,271	14%	37,770	667	2%	6	3
4.2.3 # of individuals reached with positive parenting programmes	29,176	2,192	8%	26,210	3,280	13%	14	4

Feedback, Complaints and Response Mechanisms



Output Indicator	2023 Target	2023 Q1 Reporting	Progress %	2024 Target	2024 Q1 Reporting	Progress %	Number of Appealing Partners	Number of Reporting Partners
1.1.2 # of protection monitoring mechanisms established/maintained	72	12	17%	76	4	5%	13	2



Inter-Agency
Coordination
Türkiye

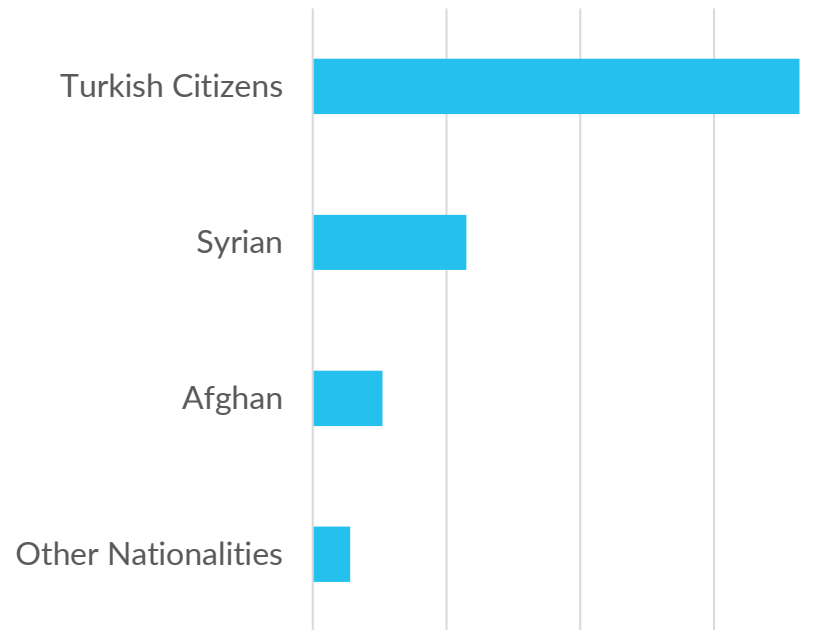
Overview of Progress Against 3RP Accountability Indicators Reporting

3RP National Protection Sector Coordinator

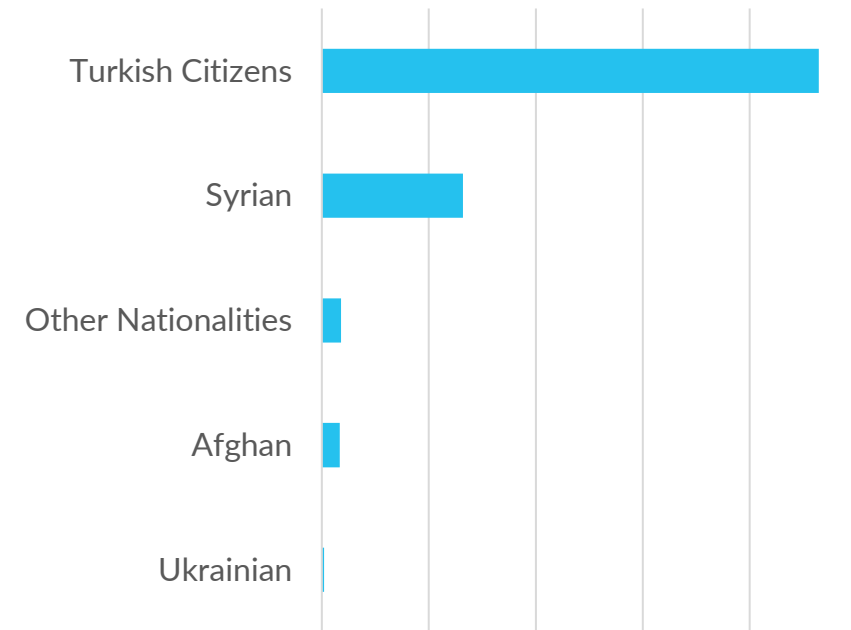
Overview of Progress Against 3RP Accountability Indicators Reporting



Number of feedbacks and complaints received and followed up



Number of persons participating in decision-making processes



Meeting Frequency

- Next meeting will be held in July or August.
- Next meeting will focus on the mid-year review. All reporting needs to be completed retrospectively by this date.
- Are there any other suggestions for the July/August meeting?



**Inter-Agency
Coordination**
Türkiye