International Labour Organization

Statistical Bulletin of Social Protection Indicators in Jordan

Rana Al-Ansari
Social Protection Coordinator/ ILO Jordan

Date: Thursday / 25 / April / 2024

Team composition and initiative

- The Statistical Bulletin of the Social Protection Sector in Jordan is an initiative of MOPIC, supported by the ILO and funded by the EU through the EU-MADAD program led by ILO and UNICEF.

- This bulletin was prepared by a Statistical Working Group initiated and coordinated by (MoPIC), with technical leadership of the Department of Statistics (DOS) and active participation of:

  - Social Security Corporation (SSC)
  - National Aid Fund (NAF)
  - Ministry of Social Development (MoSD)
  - Ministry of Labour (MoL)
  - Ministry of Education (MoE)
  - Ministry of Health(MoH).

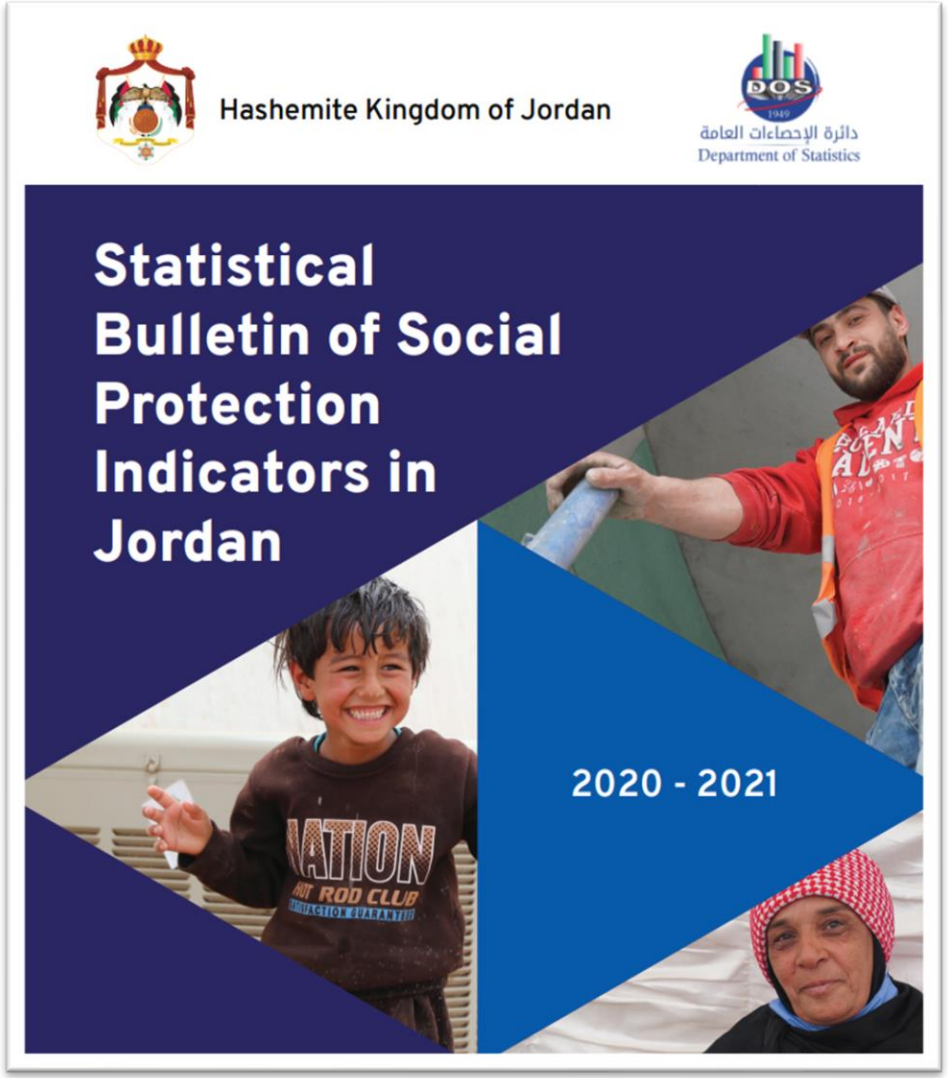

Why this statistical bulletin is important?

- The **first** at the **national** and **regional** levels and one of the few at the global level related to measuring social protection indicators.
- It is **consistent with the requirements of the Sustainable Development Goals**, specifically Goal No. 1.3, which aims to implement social protection systems and measures at the national level and provide protection floors for the poor and vulnerable groups.
- Supports the **NSPS** in Jordan and provides an important database for decision-makers of the sector.
- Will contribute to providing an important **database** to achieve one of the goals of the economic modernization vision related to raising the satisfaction of quality of life among Jordanians to reach 80%.
- Will contribute to providing accurate data on social protection in Jordan and supporting development of international reports, the most important of which is the World Social Protection Report.

Definitions and conceptual framework

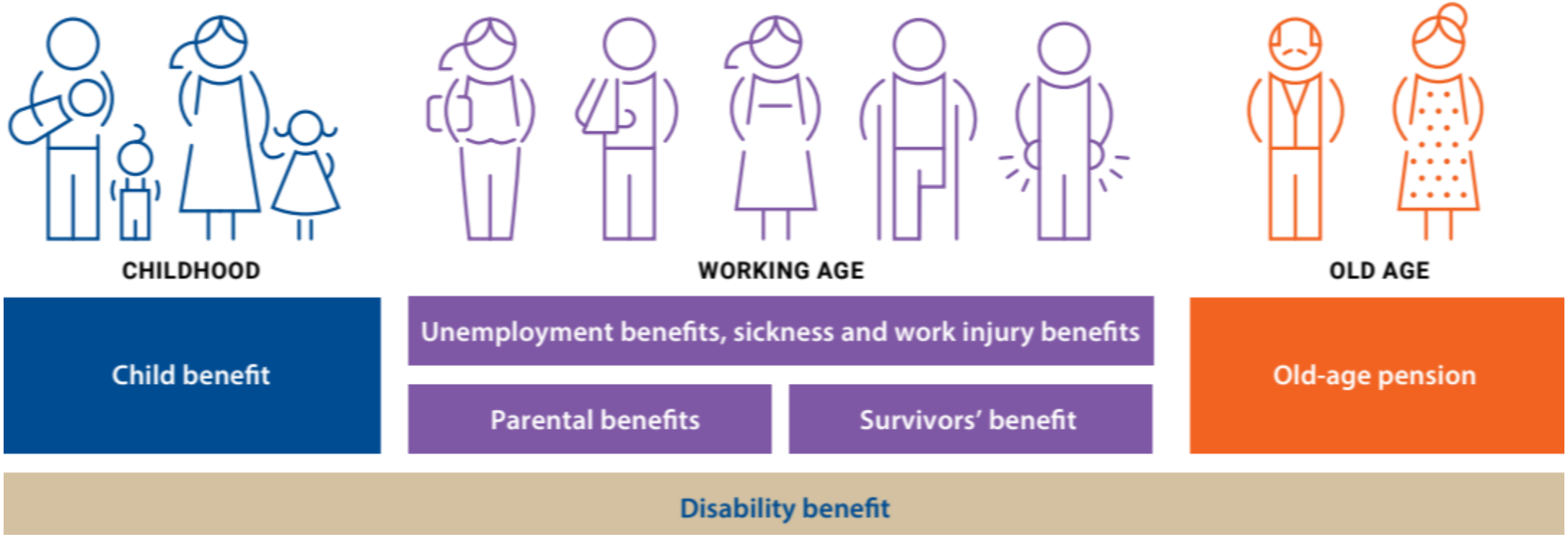

International Labour Organization

Statistics covers:

- SOCIAL PROTECTION COVERAGE
- OLD AGE
- WORKING AGE
- DISABILITY
- CHILDREN
- SOCIAL PROTECTION EXPENDITURE AND MINIMUM BENEFIT ADEQUACY

34.1%

Covered by at least one SP mechanism (2021), reaching 45.2% for Jordanians

46%

Coverage of Old Age, mainly from contributory schemes

6.4%

Older Jordanians received direct tax-financed old age benefits

25%

Coverage for Children

16%

Coverage for PWD

International Labour Organization

Findings

Regional and Global Comparison

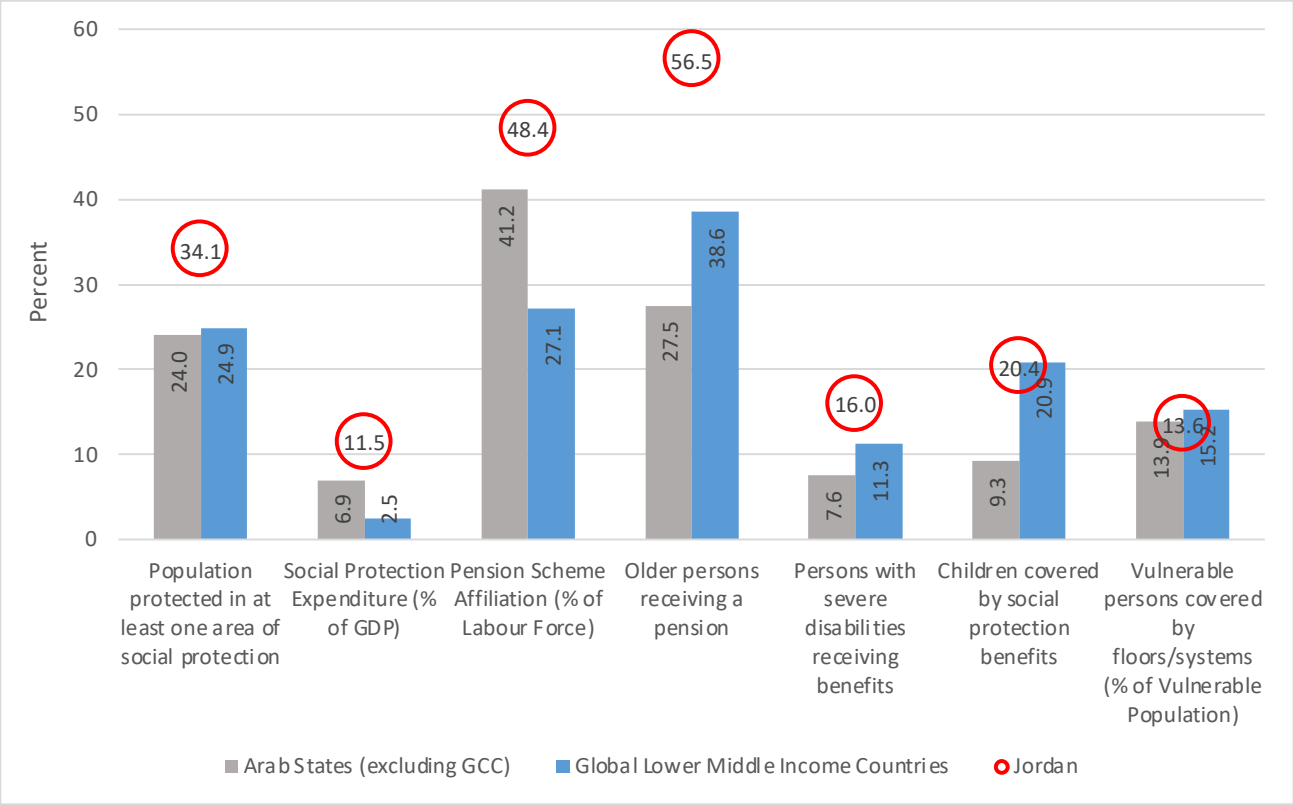

Social Protection Coverage (2020 and 2021)

Proportion of The Population Covered by At Least One Area of Social Protection by Citizenship and Year

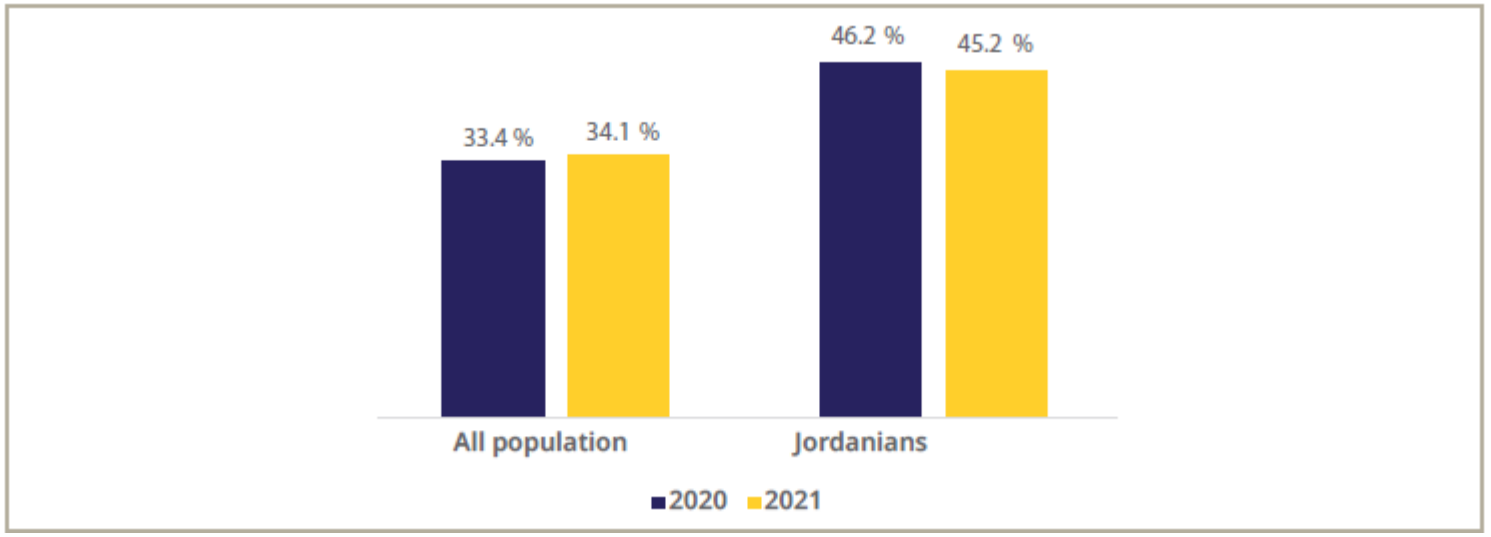

Social Protection Coverage (2020 and 2021)

Proportion of Jordanians Protected by At Least One Area of Social Protection by Year and Benefit Type

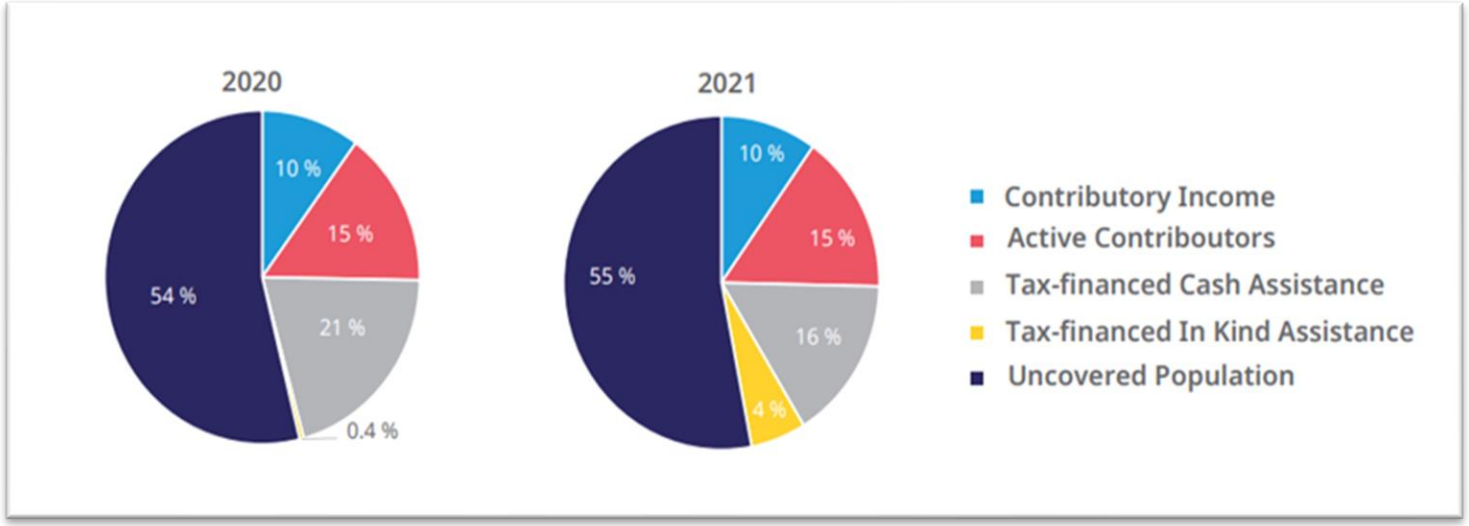

Social Protection Coverage (2020 and 2021)

Direct and Indirect Social Protection Coverage by Age and Nationality

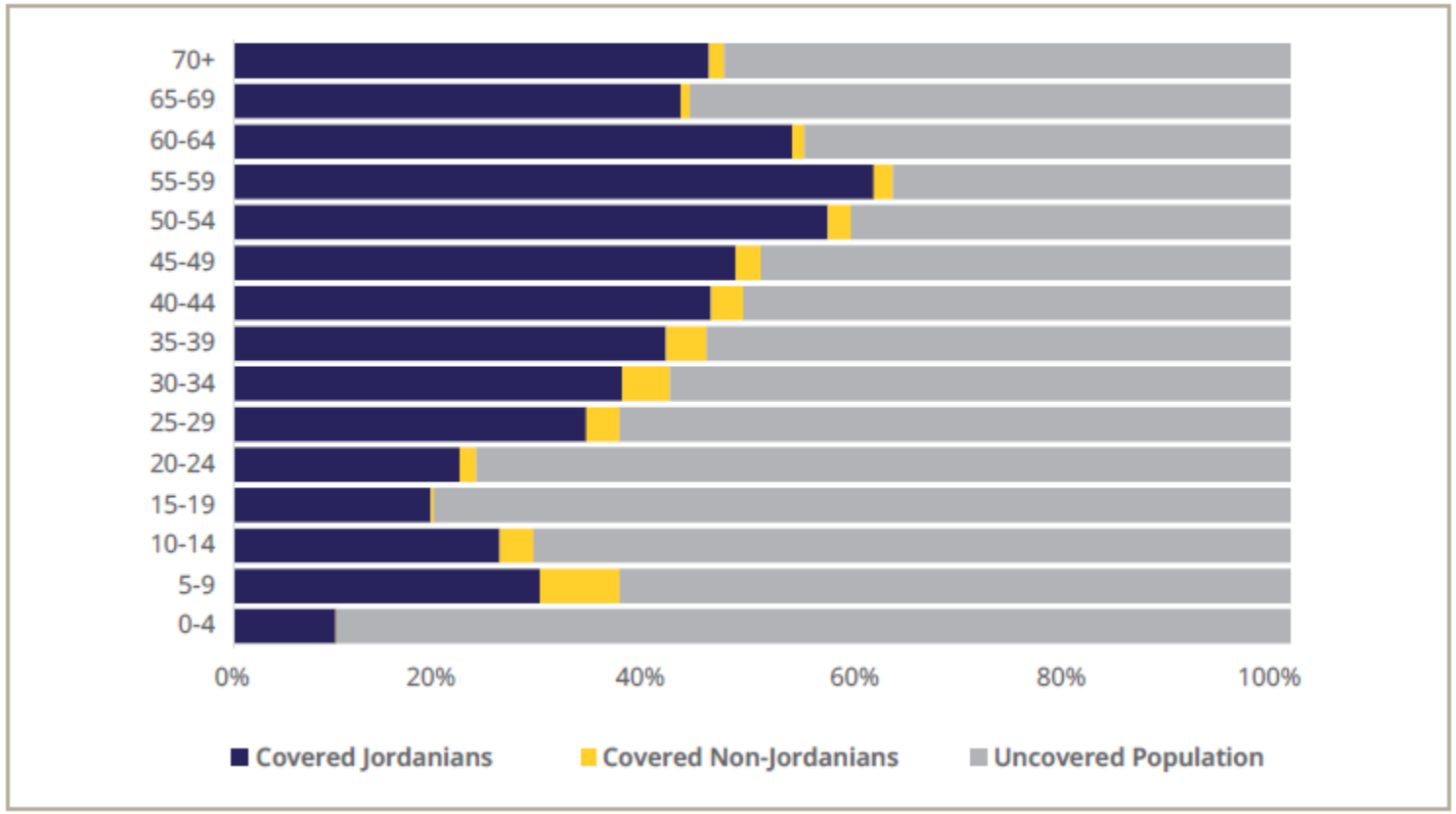

International Labour Organization

Old Age

46%

Coverage of Old Age, mainly from contributory schemes

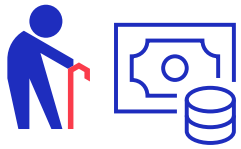

6.4%

Older Jordanians received direct tax-financed old age benefits

Receipt of Old Age Benefits by Older Male Jordanians by Age Group and Type of Benefit (2021)

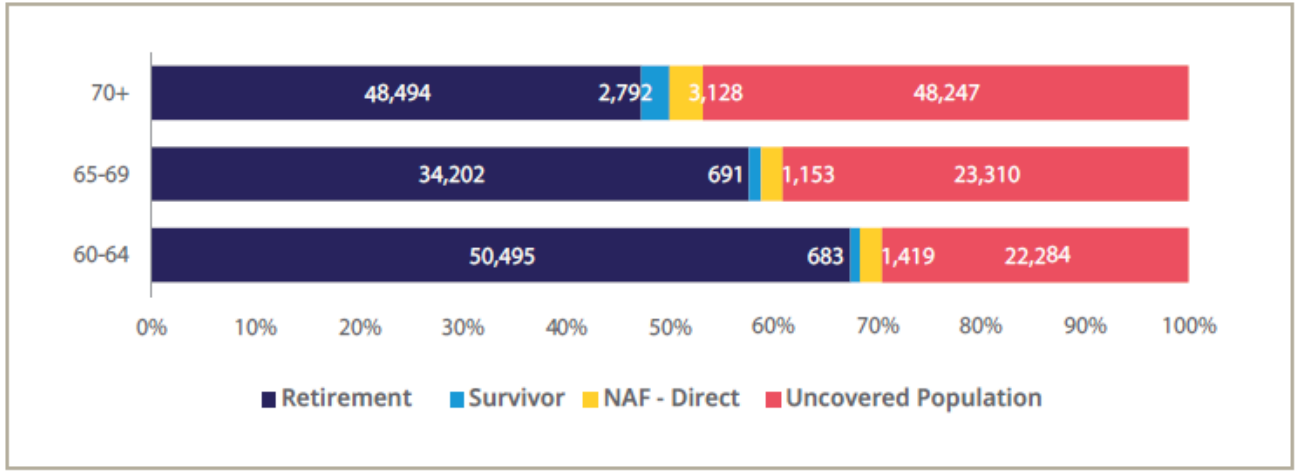

Receipt of Old Age Benefits by Older Female Jordanians by Age Group and Type of Benefit (2021)

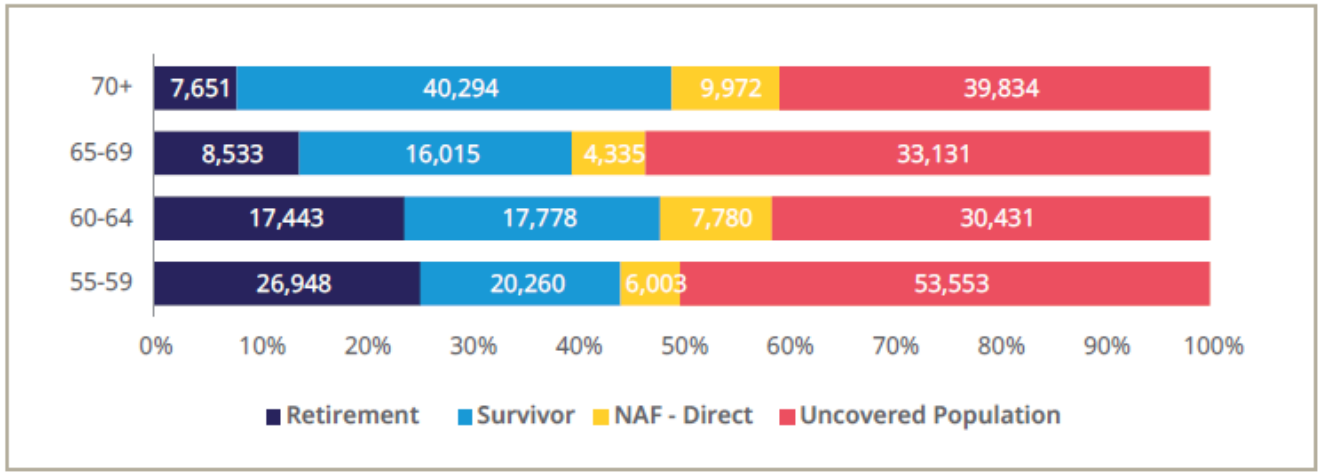

Working Age

Pension Scheme Affiliation as a Percent of Labour Force (15-69) by Year, Citizenship and Sex

	2021				2020			
	Jordanian		Non Jordanian		Jordanian		Non Jordanian	
	Male	Female	Male	Female	Male	Female	Male	Female
Affiliation with Mandatory Schemes including Old-Age, Disability and Survivor Benefits.	57.9%	89.9%	12.8%	35.2%	58.3%	85.9%	9.4%	28.9%
	64.5%		15.1%		64.0%		11.6%	
	45.7%				42.7%			
Affiliation with Mandatory and Voluntary Schemes including Old-Age, Disability and Survivor Benefits.	61.6%	96.7%	12.8%	35.2%	61.9%	92.5%	9.4%	28.9%
	68.8%		15.1%		68.2%		11.6%	
	48.4%				45.2%			

Proportion of Jordanian Labour Force Contributing to the Pension System by Age and Sex (2021)

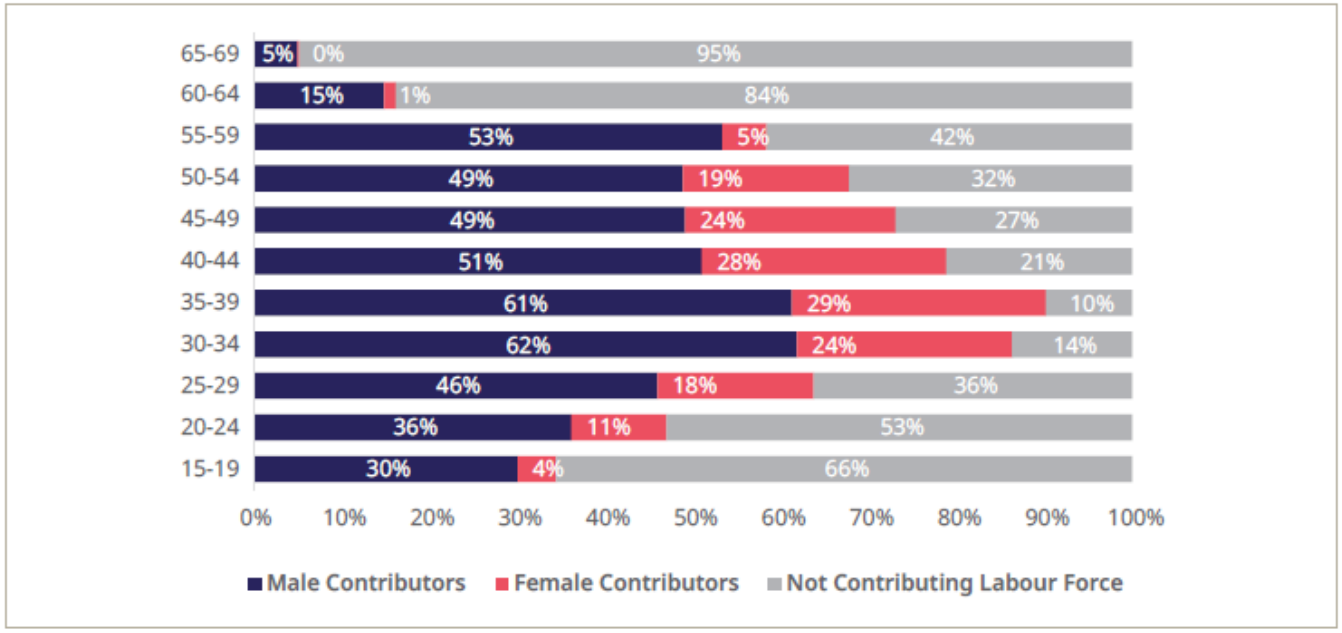

Maternity

Proportion of Women Giving Birth Receiving Maternity Benefits in 2021 by Age Group and Nationality

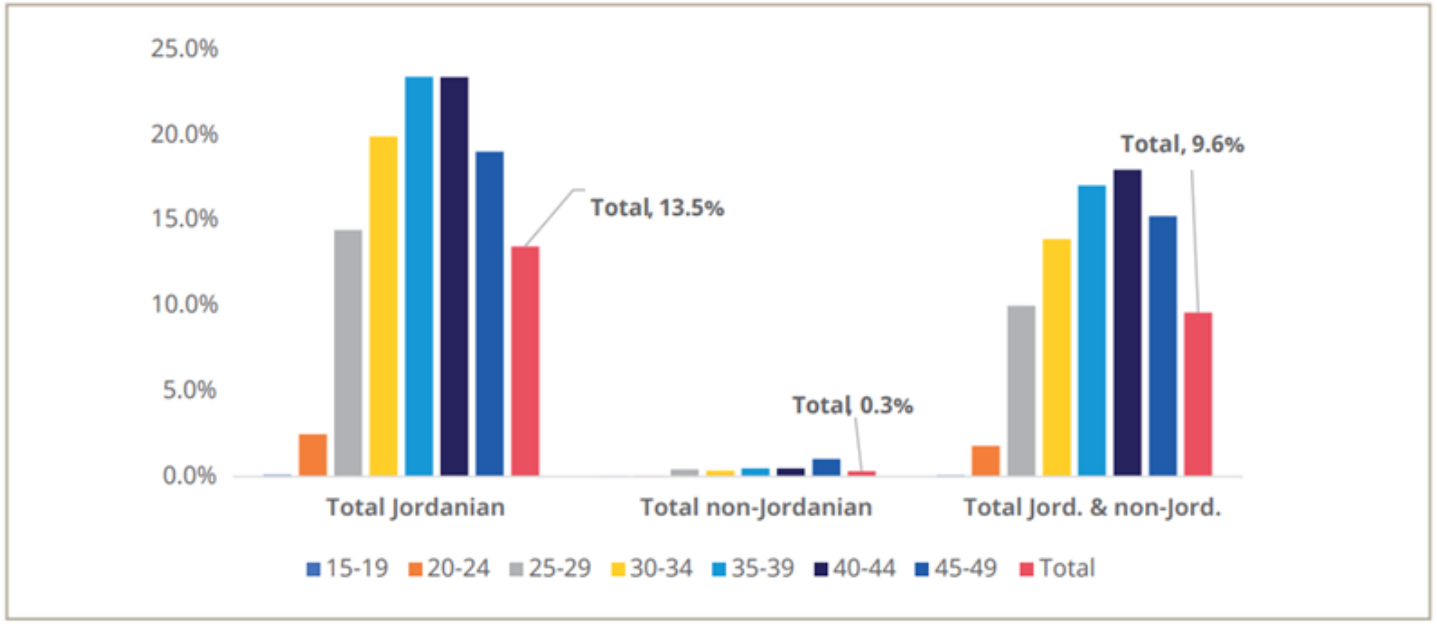

Unemployment Insurance

Contribution to Unemployment Insurance as a Percent of Labour Force by Year, Citizenship, and sex

2021				2020			
Jordanian		Non Jordanian		Jordanian		Non Jordanian	
Male	Female	Male	Female	Male	Female	Male	Female
28.2%	47.7%	12.3%	35.0%	28.3%	44.2%	8.9%	28.6%
32.2%		14.7%		31.6%		11.2%	
25.6%				23.3%			

Direct Receipt of Unemployment Benefits as a Percent of Unemployment by Year, Citizenship, and Sex

	2021				2020			
	Jordanian		Non Jordanian		Jordanian		Non Jordanian	
	Male	Female	Male	Female	Male	Female	Male	Female
Contributory benefits	25.0%	17.1%	1.2%	1.5%	36.3%	34.2%	1.1%	1.4%
	22.9%		1.2%		35.7%		1.1%	
	17.4%				25.8%			
Contributory and tax-financed benefits	25.0%	26.0%	1.2%	1.5%	36.3%	34.2%	1.1%	1.4%
	25.3%		1.2%		38.3%		1.1%	
	19.2%				27.7%			

Work Injury Insurance

Work Injury protection is compulsory for public and private sector employees and self-employed workers requiring a permit. Accordingly, **45.7% of the total labour force** is protected against this contingency.

SSC reports providing **benefits to 13,457 injured workers** during 2021, up from **9,102 workers during 2020**.

Disability

Proportion of Persons with Severe Disabilities Receiving Disability Benefits by Year, Citizenship, and Sex

	2021				2020			
	Jordanian		Non Jordanian		Jordanian		Non Jordanian	
	Male	Female	Male	Female	Male	Female	Male	Female
Contributory	10.9%	2.1%	1.3%	0.1%	10.4%	2.0%	1.3%	0.1%
	6.8%		0.8%		6.5%		0.7%	
	5.1%				4.8%			
Tax-Financed	22.0%	7.8%	0.0%	0.0%	22.3%	7.8%	0.0%	0.0%
	15.3%		0.0%		15.6%		0.0%	
	10.9%				11.0%			
Total Coverage	32.9%	9.9%	1.3%	0.0%	32.8%	9.9%	1.3%	0.1%
	22.2%		0.8%		22.1%		0.7%	
	16.0%				15.9%			

Children

Coverage of Cash Benefits for Jordanian Children by Type and Age Group (2021)

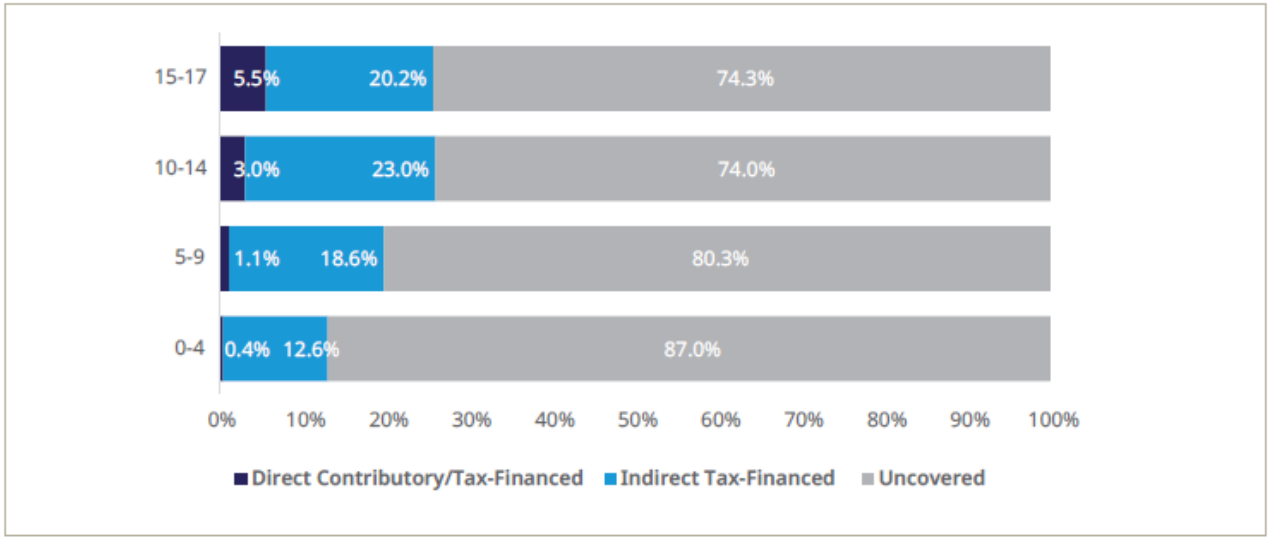

24.9%

Coverage for Children

Social Protection Expenditure and Minimum Benefit Adequacy

Expenditure on Social Protection in Jordan by Type of Benefit and Year (Million JOD)

	2021	2020	% Change
Contributory			
Social Security Corporation	1,673.6	1,543.3	8.4%
Regular Pensions (Old Age, Disability, Survivor)	*1403.7*	*1283.3*	*9.4%*
Total Lump sum payments	*80.4*	*71.2*	*13.0%*
Maternity Insurance	*15.7*	*12.7*	*24.1%*
Unemployment Insurance	*123.5*	*109.2*	*13.1%*
Administrative Costs	*50.2*	*66.9*	*-25.0%*
Ministry of Finance (Civil and Military Pension Funds)	1,638.3	1,551.3	5.6%
Total Contributory - JOD	**3,311.86**	**3,094.52**	**7.0%**
Total Contributory - % of GDP	**10.3%**	**10.0%**	**3.4%**
Tax-Financed			
National Aid Fund	349.7	248	41.0%
Regular Monthly Assistance	*99.7*	*101.0*	*-1.3%*
Supplementary Scheme	*100.0*	*65.0*	*53.8%*
Takaful Scheme	*150.0*	*82.0*	*82.9%*
Ministry of Social Development	26.12	22.85	14.3%
Ministry of Education	(N/A)	(N/A)	
Total Tax-Financed - JOD	**375.82**	**270.85**	**38.8%**
Total Tax-Financed - % of GDP	**1.2%**	**0.9%**	**34.0%**
Total Social Protection - JOD	**3,687.68**	**3,365.37**	**9.6%**
Total Social Protection - % of GDP	**11.5%**	**10.8%**	**5.8%**

Minimum Benefit Adequacy

	Minimum Benefit (JOD)	% of Minimum Wage
Contributory Old Age Pension*	165	63%
Contributory Disability Pension*	200	77%
Tax-Financed – Older Persons (NAF)	50	19%
Tax-Financed – Disability (NAF)	30	12%
Tax-Financed – Older Persons with Disability (NAF)	80	31%
Tax-Financed – Children (NAF)	45	17%
Tax-Financed - Poor Households (NAF)	35	13%

International Labour Organization

Thank you