



Inter-Sector  
Working Group  
Jordan

# **Activity Info-JFT Status DA-Sub WG January- July 1,2024**

**IACU-UNHCR**

# 2024 3RP Jordan Financial Tracking

Monday, July 01, 2024



Inter-Sector  
Working Group  
Jordan

21

Appealing Partner(s)

1

Sectors

92

Appeals

13

Donors

\$93.98M

Appealed Budget

\$12.68M 13.49%

Received Fund

Funding Level

81.30M 86.51%

Funding Gap

Gap Level

Received Fund



Organizations

All

Agency Type

All

Sectors

Protection

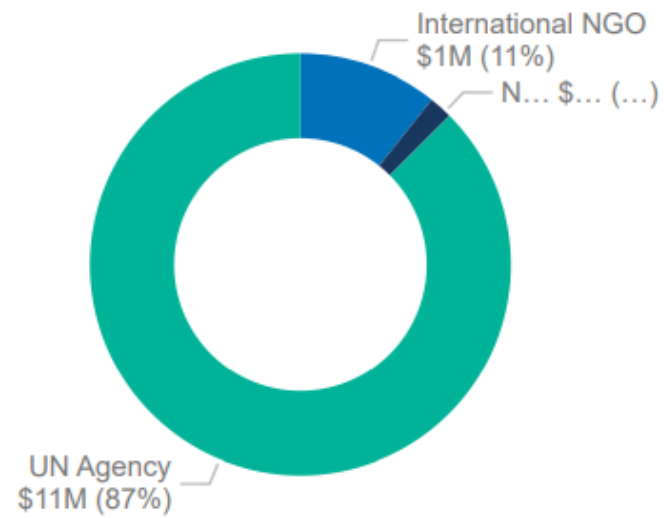
Sub Sector

Other protection activities

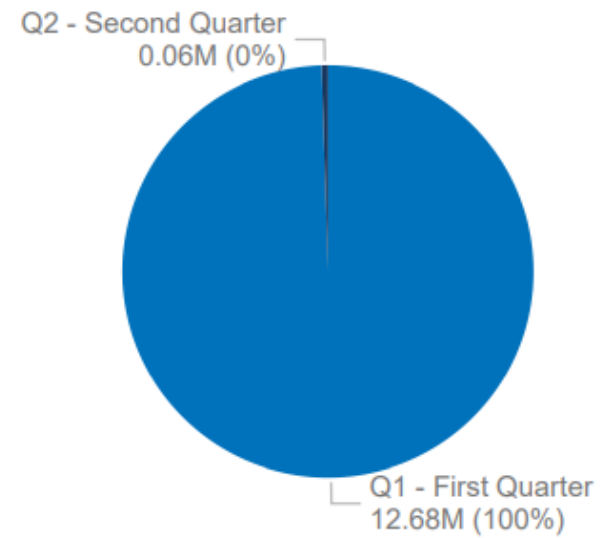
Clear Filters



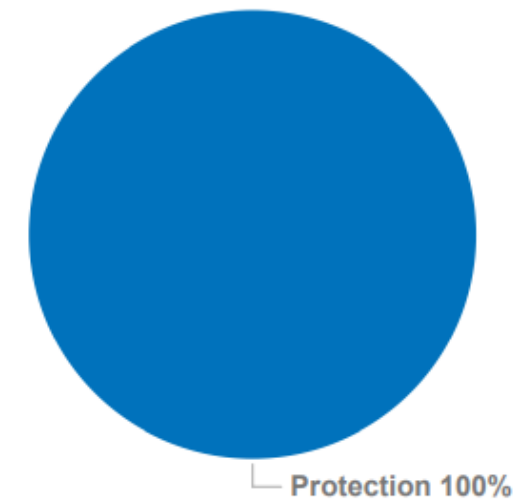
Received Fund per Agency Type



Received Fund per Quarter

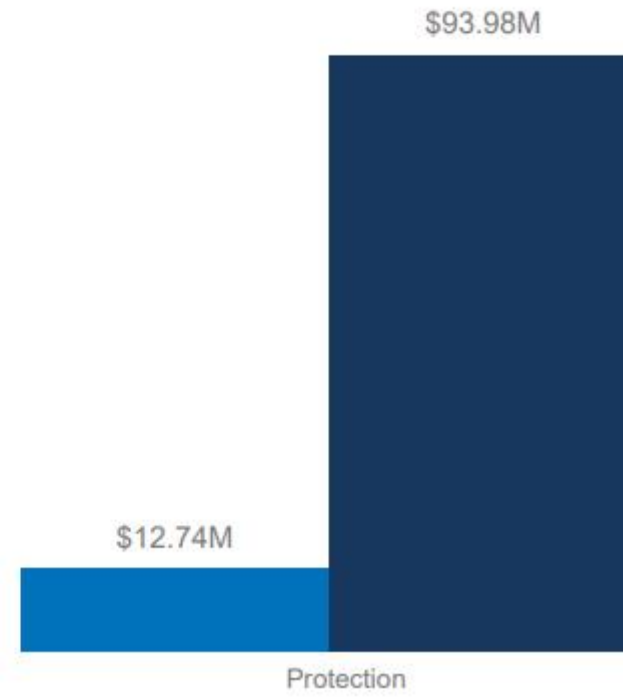


Funding Level per sector



## Appeals per Sector

● Received Fund ● Appealed Budget





## Appeal per Organization

Partner	Funding	Appeal	%
ARDD   Arab Renaissance for Democracy and Development-Legal Aid	\$0	\$130,000	0.00%
Caritas Jordan   Caritas Jordan	\$0	\$668,735	0.00%
COOPI   Coopierazione Internazionale	\$80,625	\$509,000	15.84%
DRC   Danish Refugee Council	\$0	\$4,646,854	0.00%
HI   Humanity & Inclusion	\$0	\$67,836	0.00%
IFH/NHF   Institute for Family Health/Noor Al Hussein Foundation	\$231,050	\$150,000	154.03%
IMC   International Medical Corps	\$176,000	\$428,000	41.12%
Intersos   Intersos	\$0	\$10,000	0.00%
IOCC   International Orthodox Christian Charities	\$150,000	\$245,334	61.14%
IOM   International Organisation of Migration	\$0	\$15,665,000	0.00%
MEDAIR   MEDAIR International Humanitarian Aid Organisation	\$158,305	\$2,030,997	7.79%
NRC   Norwegian Refugee Council	\$737,788	\$1,700,007	43.40%
Plan International   Plan International	\$0	\$126,000	0.00%
RI   Relief International	\$0	\$75,000	0.00%
RtP   Right to Play	\$0	\$93,500	0.00%
TDH-Italy   Terres des Hommes Italy	\$61,870	\$280,000	22.10%
TDH-L   Terre des Hommes - Lausanne	\$0	\$67,300	0.00%
UN Women   UN Women	\$726,078	\$181,395	400.27%
UNFPA   United Nations Population Fund	\$0	\$609,000	0.00%
UNHCR   United Nations High Commissioner for Refugees	\$10,418,975	\$62,968,170	16.55%
UNICEF   United Nations Children's Funds	\$0	\$3,325,089	0.00%
<b>Total</b>	<b>\$12,740,691</b>	<b>\$93,977,217</b>	<b>13.56%</b>

## Received Fund by Donors

Donors	Fund
Agence Française de Développement	\$10,587
Agenzia Italiana per la Cooperazione allo Sviluppo	\$80,625
Agenzia Italiana per la Cooperazione allo Sviluppo Amman	\$61,870
Bureau of Population, Refugees, and Migration (BPRM)	\$454,907
Canada, Government of	\$726,078
Danish Ministry of Foreign Affairs	\$144,854
Deutsche Gesellschaft für Internationale Zusammenarbeit (GIZ)	\$64,246
European Commission's Humanitarian Aid and Civil Protection Department	\$292,010
Germany, Government of	\$61,765
Norwegian Ministry of Foreign Affairs	\$23,651
Saudi Arabia (Kingdom of), Government of	\$65,500
State Secretariat for Migration - Switzerland	\$104,573
UNHCR - preliminary earmarked and unearmarked funding	\$10,650,025



# JFT Analysis January-July 1,2024

---

Number of reported organization : **9 out of 21**

---

Number of organization have not reported : **12**

---

Number of partners appealed under JRP/3RP : **21**

---

UN agencies are the highest in receiving fund (**UNHCR, UN-Women**). INGOs: (**IMC, NRC, IOCC and Medair**)

Indicator	Appealing Prtner	IP	2024-01	2024-02	2024-03	2024-04	2024-05
PRO 1.22.1   #	Caritas	Caritas Jordan	0	0	0	0	0
PRO 1.3.1   #	Caritas	Caritas Jordan	0	0	188	0	258
PRO 1.9.6   #	Caritas	Caritas Jordan	0	0	0	0	0
PRO 1.21.3   #	COOPI	COOPI					
PRO 1.3.1   #	COOPI	COOPI	758	84	82	32	48
PRO 1.17.6   #	HI	HI	2	10	5	2	
PRO 1.21.1   #	IFH/NHF	IFH/NHF	65	128	203	99	135
PRO 1.21.1   #	UNFPA	IFH/NHF	265	275	257	288	17
PRO 1.21.1   #	UNHCR	IFH/NHF	65	107	89	99	89
PRO 1.22.1   #	IFH/NHF	IFH/NHF	0	0	0	0	0
PRO 1.22.3   #	UNFPA	IFH/NHF	617	764	1465	668	
PRO 1.22.3   #	UNHCR	IFH/NHF	0	20	114	0	59
PRO 1.14.2   #	IMC	IMC					
PRO 1.14.4   #	IMC	IMC			369	195	
PRO 1.21.1   #	Intersos	Intersos	697	149	169	59	
PRO 1.21.3   #	IOCC	IOCC			255	8	
PRO 1.3.3   #	IOCC	IOCC			875	404	
PRO 1.1.1   #	IOM	IOM	11	30	22	11	17
PRO 1.3.1   #	IOM	IOM	273	139	168		264
PRO 1.22.1   #	UNFPA	IRC			720		
PRO 1.21.1   #	UNHCR	JOHUD	24	17	11	25	
PRO 1.22.3   #	UNHCR	JOHUD	0	0	23	0	
PRO 1.21.1   #	JRF	JRF			24	2	
PRO 1.21.3   #	JRF	JRF			318	0	
PRO 1.21.1   #	UNFPA	SCJ	0	46	104	92	83
PRO 1.21.1   #	TDH-Italy	TDH-Italy	0	0	0	0	
PRO 1.3.1   #	TDH-Italy	TDH-Italy	0	0	0	0	
PRO 1.2.3   #	UN Women	UN Women			750		
PRO 1.21.3   #	UN Women	UN Women			871		
PRO 1.22.3   #	UN Women	UN Women			750	0	
PRO 1.3.1   #	UN Women	UN Women			23		
PRO 1.21.1   #	UNHCR	UNHCR	163	175	146	215	90
PRO 1.22.3   #	UNHCR	UNHCR	61	79	90	25	122
PRO 1.4.1   #	UNHCR	UNHCR	28927	30757	27017	30553	21500
PRO 1.4.2   #	UNHCR	UNHCR	23542	25441	22384	24888	17761
PRO 1.5.1   #	UNHCR	UNHCR	452	569	221	326	
PRO 1.5.2   #	UNHCR	UNHCR	203	278	129	159	
PRO 2.1.4   #	UNHCR	UNHCR	1527	1308	1208	1310	1408

 Reported with zero activity (Caritas,IFH,TDH-Italy)

 Zero reporting (Coopi,IMC)

 Partially reporting  
(IMC, IOCC, IRC, JRF, UN Women, Intersos, HI, UNHCR)



# ActivityInfo Analysis: January-May 2024.

Number of organization who have Zero reporting for all months : **2**

---

Number of organization who partially reported for some months : **7**

---

Number of organization who reported with Zero activity from Jan-May : **4**

---

Number of organization who have fully reported: **4**

---

Number of appealed organizations **14** while number of implementing partners **15**

---

UN agencies are the highest in receiving fund ()





# Brainstorming Questions

---

1- Why is **9** organizations out of **21** have reported on JFT?

---

2- Why DAWG has funding gap with **86.51%** ?

---

3- What could be done to improve the reporting?