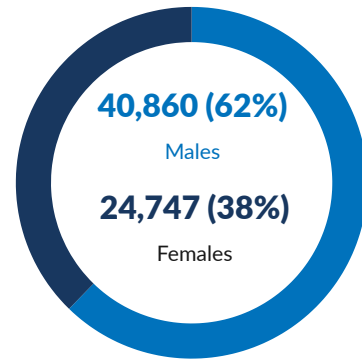


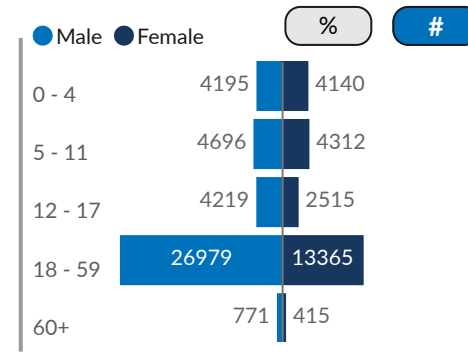
Legal Status:  Urban or DC:

Gender:  Mantika:



**13,110 (20%)** Boys  
Men  
**26,979 (41%)**  
**19,053 (29%)** Single Males  
**771 (1%)** Elderly Men (60+)

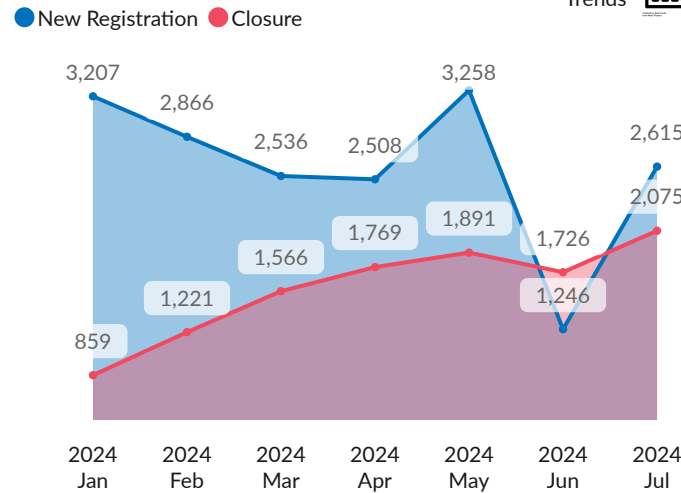
**10,967 (17%)** Girls  
Women  
**13,365 (20%)** Single Females  
**415 (1%)** Elderly Women (60+)



**Place of Residence**

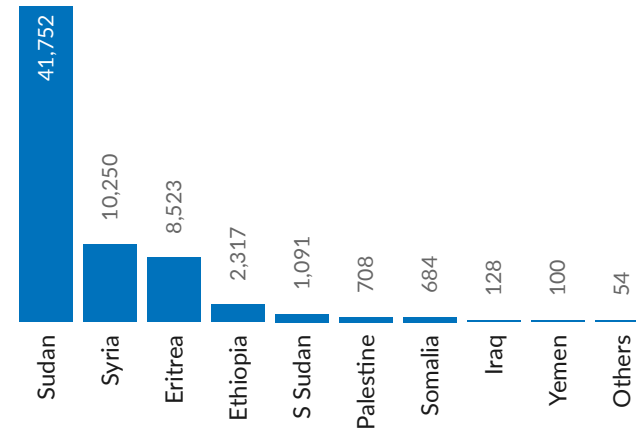
Mantika	# of Individuals	% of Individuals
Tripoli	31,508	48.03%
Aljfara	15,164	23.11%
Misrata	4,348	6.63%
Unknown	4,109	6.26%
Azzawya	3,272	4.99%
Almargeb	2,209	3.37%
Zwara	1,631	2.49%
Benghazi	1,384	2.11%
Al Jabal Al Gharbi	496	0.76%
Sebha	236	0.36%
Ejdabia	220	0.34%
Al Jabal Al Akhdar	187	0.29%
Tobruk	167	0.25%
Almarj	144	0.22%
Sirt	123	0.19%
Wadi Ashshati	95	0.14%
Nalut	71	0.11%
Derna	67	0.10%
Murzuq	64	0.10%
Aljufra	41	0.06%
Alkufra	37	0.06%
Ubari	34	0.05%

**New Registration / Closure**

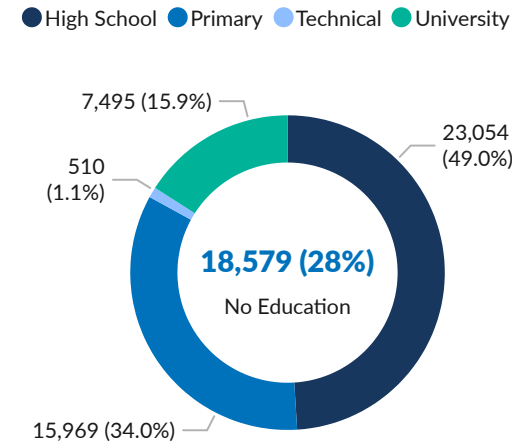


Refugee Trends

**Nationality**



**Education level in the country of origin**

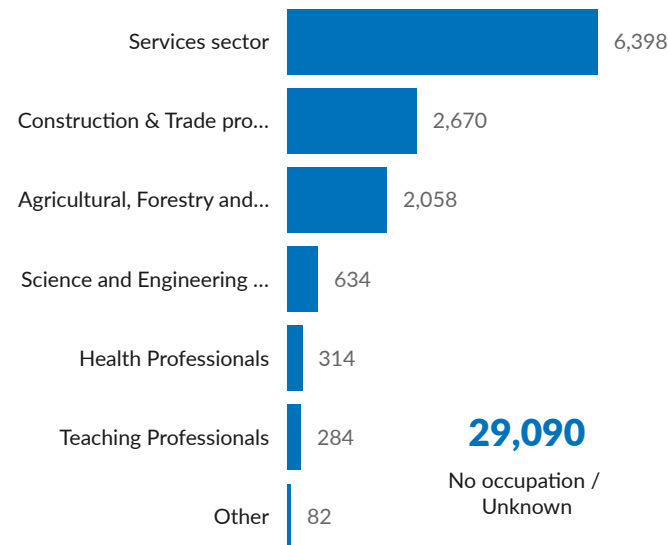


**Specific Needs Categories**

Categories	Individuals	% Value
Child at risk	7,505	9.72%
Disability	1,008	1.31%
Family unity	1,091	1.41%
Older person at risk	301	0.39%
Serious medical condition	7,789	10.09%
SGBV	1,834	2.38%
Single parent	1,394	1.81%
Specific legal and physical protection needs	49,330	63.90%
Torture	1,711	2.22%
Unaccompanied or separated child	1,672	2.17%
Woman at risk	3,559	4.61%

\* Specific needs categories can only be filtered by Nationality

**Occupation in the country of origin**



\* data contains only adult population

[Map](#) [Flow](#)

