

of RRP appealing partners

\$117.2M

TOTAL APPEALED
BUDGET

37

of reporting partners

\$34.3M

TOTAL RECEIVED FUNDS
in Q2

\$82.9M

TOTAL FUNDING GAP
VS. APPEAL

35

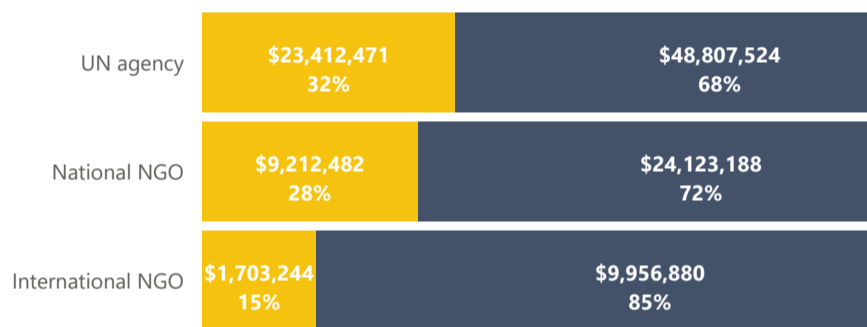
of partners with
reported no new funding
received in 2024

16

FUNDING BY PARTNERS

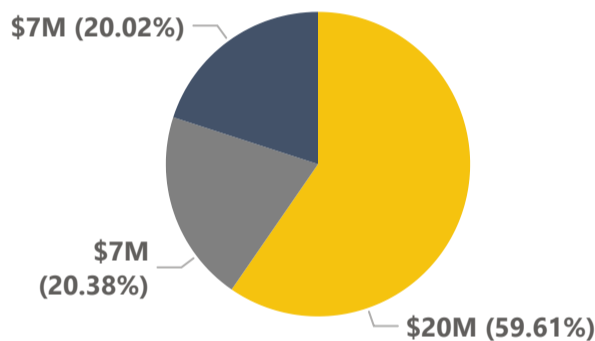
Reporting partners' funding overview by appeal coverage

● Actual Funding ● Funding Gap




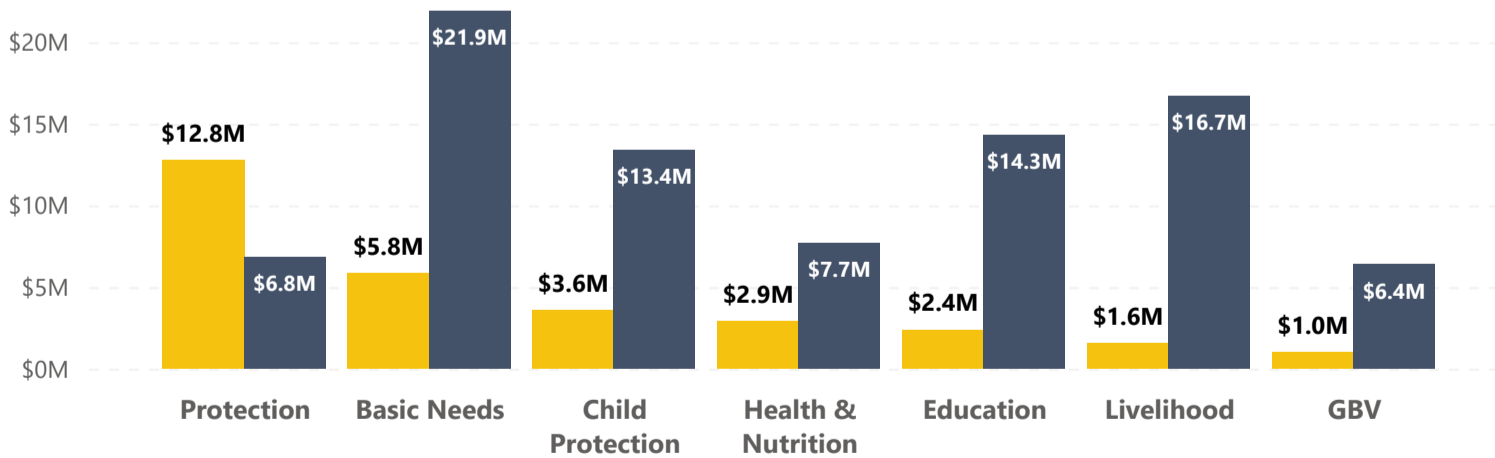
Funding by Source

● Internal allocation ● Governmental funding ● Private sector funding




FUNDING BY SECTOR


● Actual Funding ● Funding Gap




65%
Protection



21%
Basic Needs




21%
Child Protection



27%
Health & Nutrition



14%
Education



9%
Livelihood



13%
GBV