



Tanzania Refugee Population Update

as of 31 July 2024



Key Figures

234,296*
People we Serve

82.5%
193,320
Living in camps

8.2%
19,100
Living in settlements

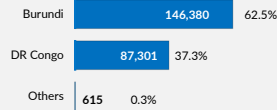
9.2%
21,507
Living in villages

0.2%
369
Living in urban area

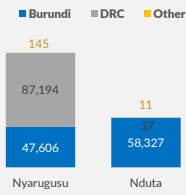
83%
193,441
Refugees

17%
40,855
Asylum-seekers

Country of origin



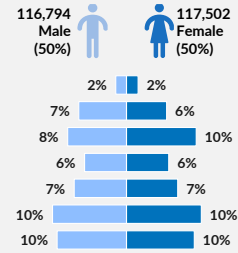
Camp-based population by country of origin



Age and Gender

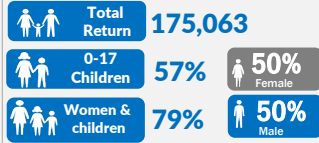
55%
Children

3%
Older People



Durable Solutions

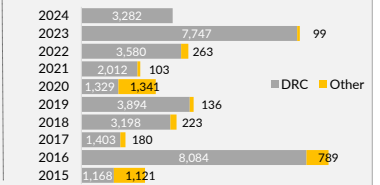
Voluntary return of Burundian refugees, 2017-24



Local integration

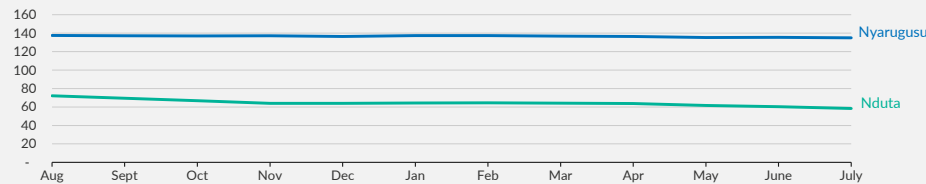
162,000 former Burundian refugees (1972) granted citizenship by the Government of Tanzania.

Resettlement departures by CoO, 2015 - 24

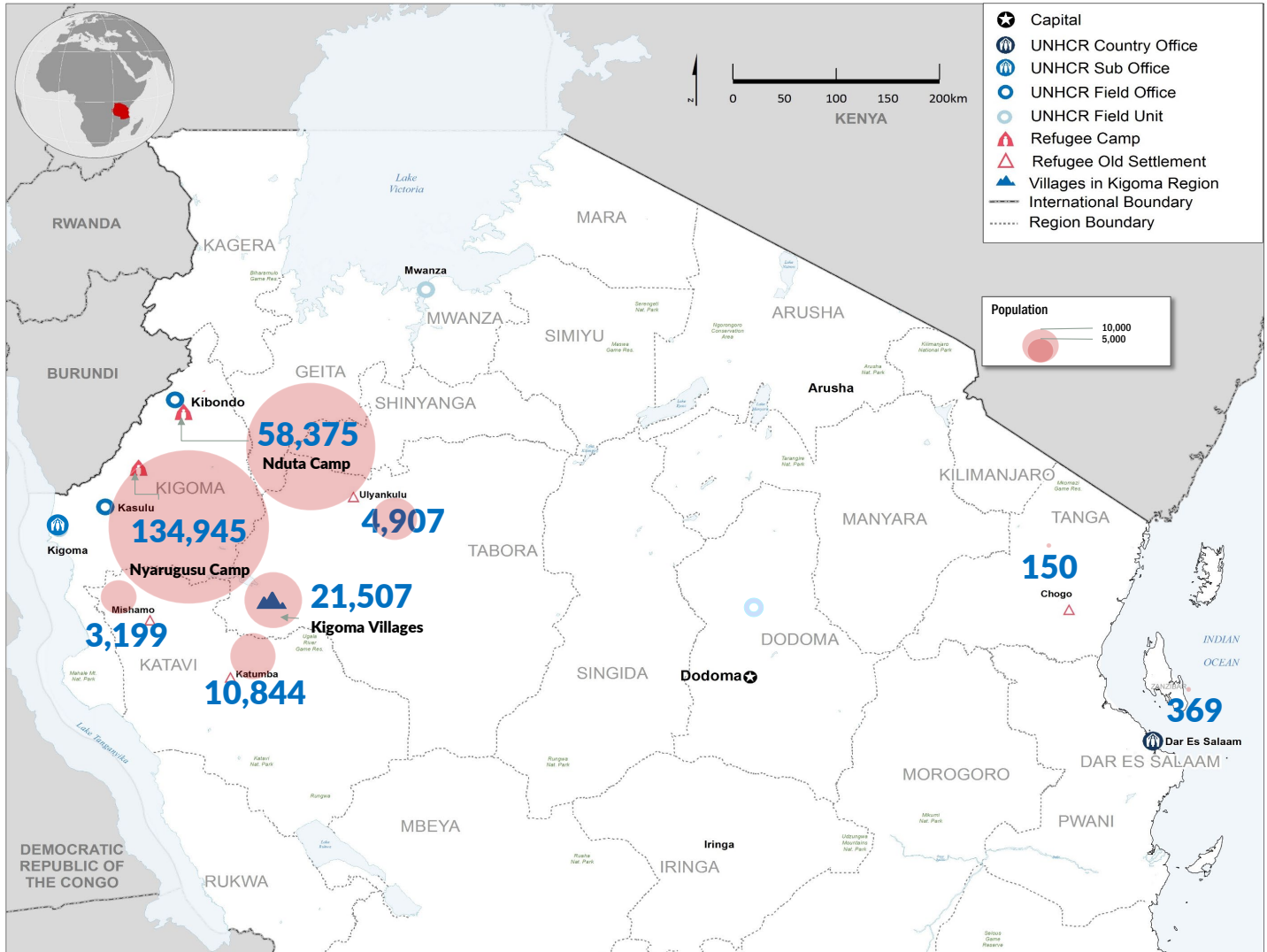
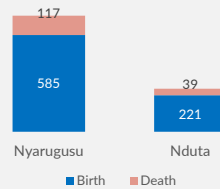


Camp population trend: August 2023 to July 2024

Number of people (thousands)



Births vs Deaths



The boundaries and names shown and the designations used on this map do not imply official endorsement or acceptance by the United Nations. Sources: Boundaries: UNCS; Background: USGS; Data: Government of Tanzania, UNHCR. For more information, please contact: MALLYA@unhcr.org or visit: https://data.unhcr.org/en/situations/burundi/location