DEMOCRATIC REPUBLIC OF THE CONGO

# Monthly Statistics of Refugees and Asylum Seekers

*as of 31 july 2024 - Page 1*

## Registered Refugees and Asylum-Seekers in DRC

### Key Figures

**524 511** Refugees and Asylum Seekers

**518 389** Registered Refugees

**6 122** Asylum Seekers

**223 236** Refugees and Asylum Seekers biometrics registered in ProGres 57%( 5years+)

**119** Ex refugees Congolese who had return in DRC in 2024

**10228** Refugees and Asylum Seekers Registered in 2024

## Situation Overview

The refugee population in the DRC decrease from **520,385** to **518,389** compared with june,a variation of 0.38% due to the repatriation of Rwandan, Burundian and Central African refugees. The number of asylum seekers decreased from **6124** to **6122** as a result of ongoing registration. **1,797** Central Africans, **147** Rwandans and **54** Burundians were repatriated to their countries during the month. **6** people were resettled in july.

## Age and Gender of Refugee Population

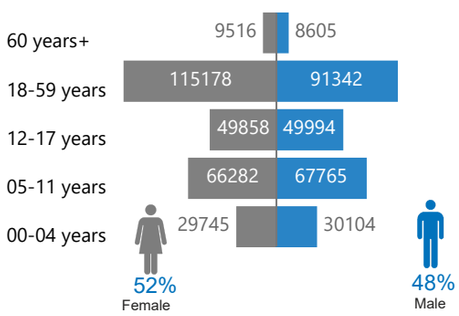


## Refugee Population by Country of Origin

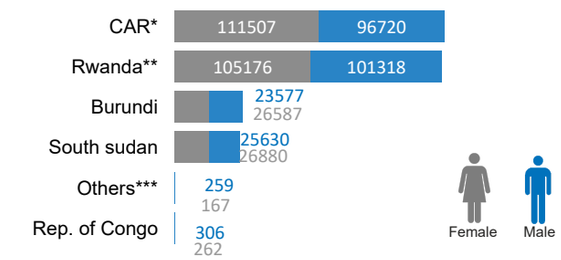


* Central African Republic

** 131,675 is the number of Rwandan refugees in the DRC registered by the DRC government not yet biometrically verified.

***: Angola, Sudan, Uganda, Somalia, Côte d'Ivoire, Eritrea, Syria, Liberia, Chad, Sierra Leone, cameroun, Nigeria, Mali, Senegal

## Réfugiee by type of location

387 524 — 75% Rural

124 115 — 24% In settlements

6 750 — 1% Urban

## Refugee Population by Province in DRC

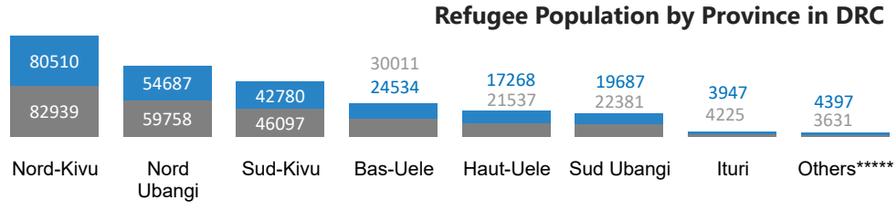


*****:Haut-Katanga (2814), Kinshasa (990), Lualaba (965), Lomami 693), Kongo-Central (547), Maniema (614), Tanganyika (1013), Equateur (362), Tshuapa (14) et Kasaï-Oriental(16).

## Location of refugee population in DRC

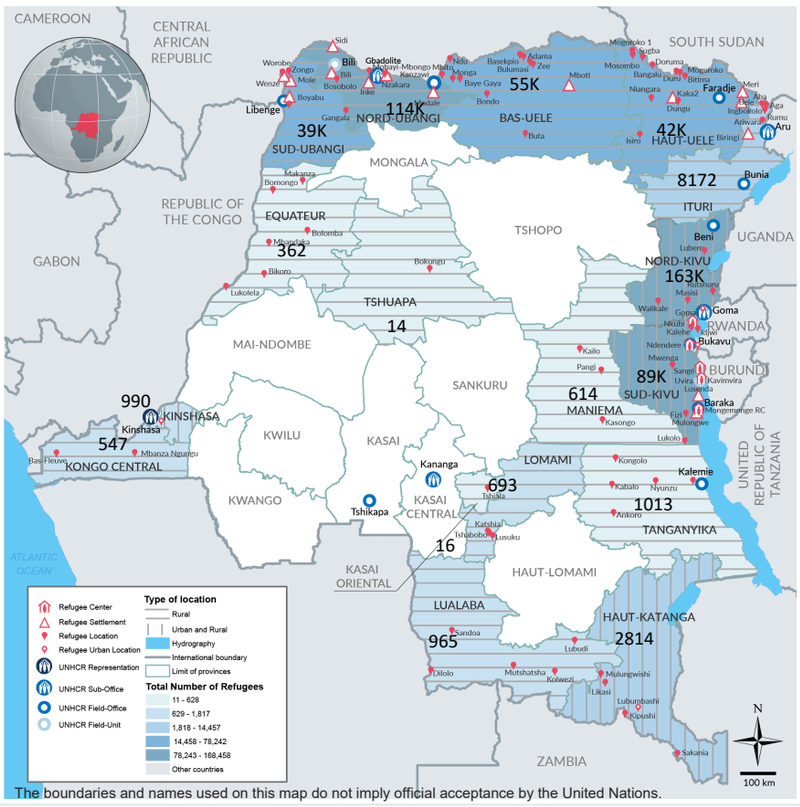


The boundaries and names used on this map do not imply official acceptance by the United Nations.

## Asylum Seekers Population by Country of Origin

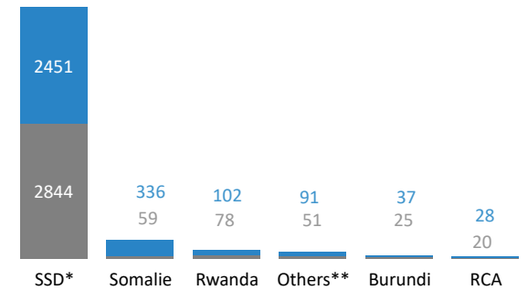


*South Sudan

**Central African Republic, Angola, Republic of Congo, Cameroon, Chad, Syria, Mali, Liberia, Côte d'Ivoire, Sudan, etc.

## Asylum Seekers Population by Province in DRC

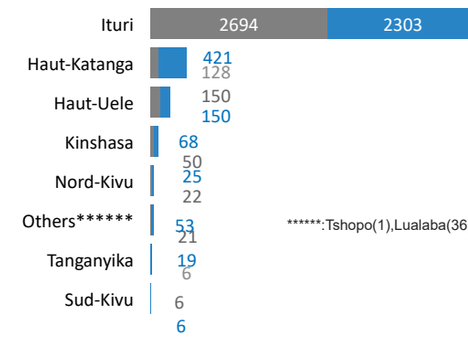


******:Tshopo(1),Lualaba(36),KongoCentral(9)



1 Refugees and asylum seekers aged 5 years and over, representing 55% of the total population.

## Refugees and Asylum Seekers in RDC

### Refugees in settlement

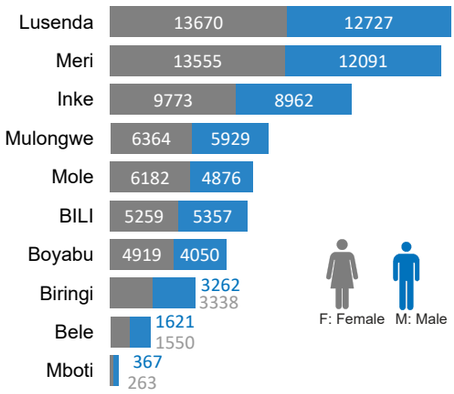


### Refugees in the developpement pole

| Location | F | M | Total |
|---|---|---|---|
| Modale | 3401 | 2960 | 6361 |
| Nzakara | 4798 | 3933 | 8731 |
| sidi | 2129 | 2043 | 4172 |
| wenze | 3418 | 2495 | 5913 |
| **Total** | **13746** | **11431** | **25177** |

### Urban refugees

| Location | F | M | Total |
|---|---|---|---|
| Bukavu | 670 | 614 | 1284 |
| Goma | 1088 | 939 | 2027 |
| Kinshasa | 496 | 494 | 990 |
| Lubumbashi | 1082 | 1367 | 2449 |
| **Total** | **3336** | **3414** | **6750** |

## Repatriation situation in the DRC at 31 July 2024

### Number of refugees repatriated(OUT) from the DRC

| Country of origin | 2019 | 2020 | 2021 | 2022 | 2023 | 2024 |
|---|---|---|---|---|---|---|
| South Sudan | 0 | 0 | 0 | 3 | 0 | 0 |
| Rep. of Congo | 3 | 5 | 0 | 0 | 1 | 0 |
| Burundi | 101 | 1943 | 7296 | 3474 | 4517 | 54 |
| Rwanda | 2136 | 922 | 1920 | 2451 | 1924 | 622 |
| RCA | 3137 | 2061 | 5021 | 3350 | 2328 | 7231 |
| **Total** | **5377** | **4931** | **14237** | **9278** | **8770** | **7907** |

### Repatriation(IN) regugees to DRC

| Country of origin | Total |
|---|---|
| RSA | 106 |
| SW | 11 |
| ICO | 1 |
| Nigeria | 1 |
| **Total** | **119** |

RSA: South africa , RCA: central African Republic , USA: United States , COB: Rép.of Congo, SSD: South Sudan, RDC: Rép.Democratic of Congo, ICO: Cote d'ivoire , SW: Swaziland

**17 Congolese** from the DRC from mixed families were resettled on 2024

### Situation of resettlement 2024

| Nationality/ resettlement country | #Ind.Reinstalled | Indsubmit |
|---|---|---|
| **Burundi** | **48** | **15** |
| USA | 48 | 12 |
| CANADA | 0 | 3 |
| **RCA** | **15** | **15** |
| USA | 15 | 15 |
| **SSD** | **5** | **7** |
| **COB** | **314** | **0** |
| USA | 314 | 0 |
| **ERT** | **3** | **0** |
| **Total** | **385** | **37** |

## A) Person with specific needs

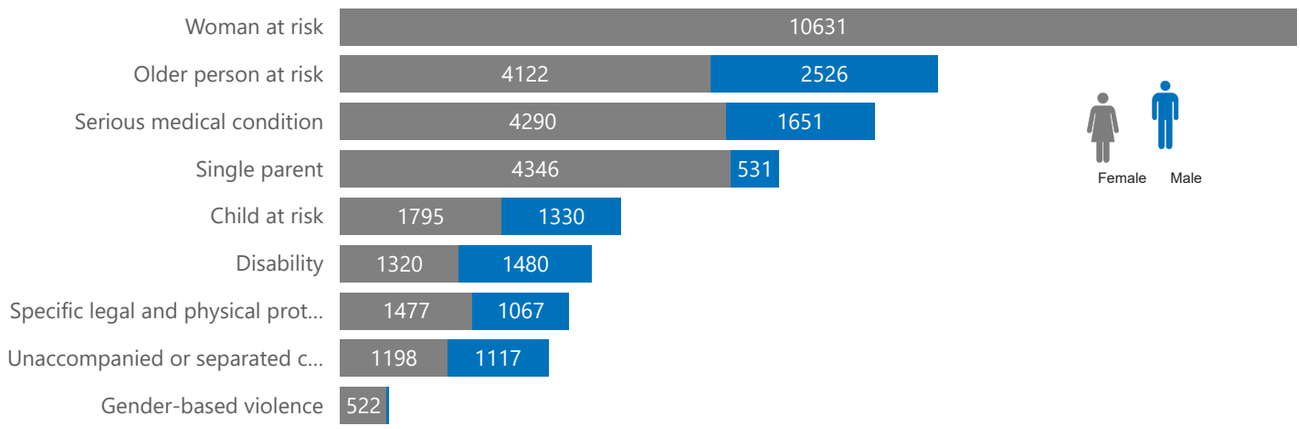


## B) Top 5 Occupation

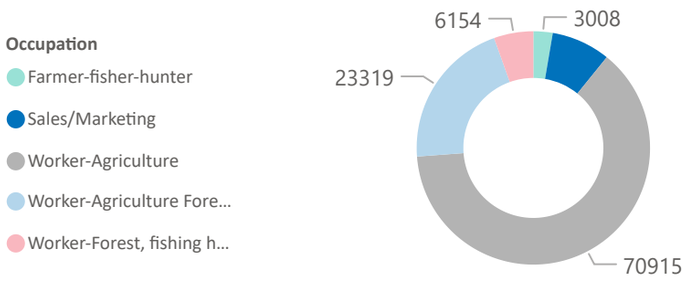


## C) Situation of refugee children of school age(6-17years)

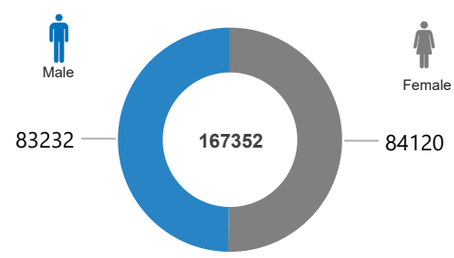

# Key figures on refugees and asylum seekers in the DRC

## Registration

**524 511**
Registered on individual basis
refugees | Asylum seekers

**10228**
Refugees and asylum seekers registered on 2024

**392836**
Refugees and asylum seekers registered in ProGres

| | Refugees | | Asylum seekers |
|---|---|---|---|
| | 81% | Women and children | 77% |
| | 57% | Children(0-17ans) | 56% |
| | 40% | Adults(18-59ans) | 41% |
| | 3% | Elderly(60+) | 4% |

**223 236**
Refugees and asylum seekers aged 5+ years registered in ProProGres with biometrics in 2024

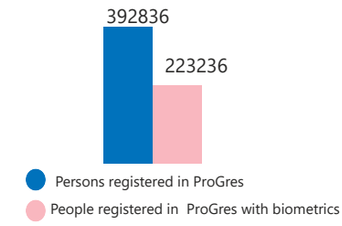


## New arrivals by country of origin

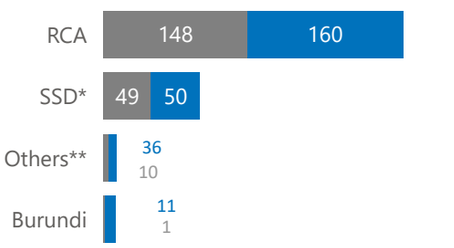


* : south sudan

** : Somalie: 33, Sudan: 4, Chad: 3, Syrie 4, Erythree 1 etc...

## Registration trend by new arrival during the year

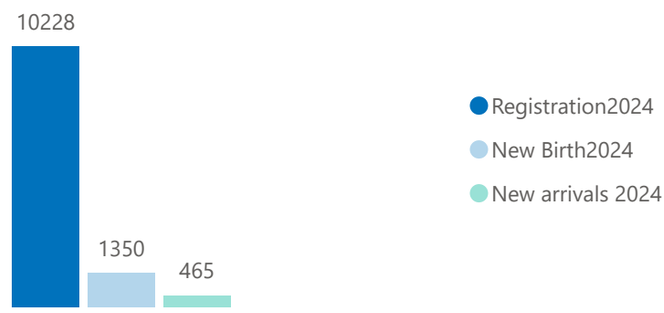


## Documentation (issued by the Government):

- All individuals registered in ProGres have at least one protection document, **392836** persons.
- **131675** Rwandan refugees not yet registered in ProGres without any document protection.
- **1350**children born in 2024; **303** received birth certificate with help of goverment.
- **39025** Persons with refugees card.

## Pocs enrolled in the national education system (2023 national report)

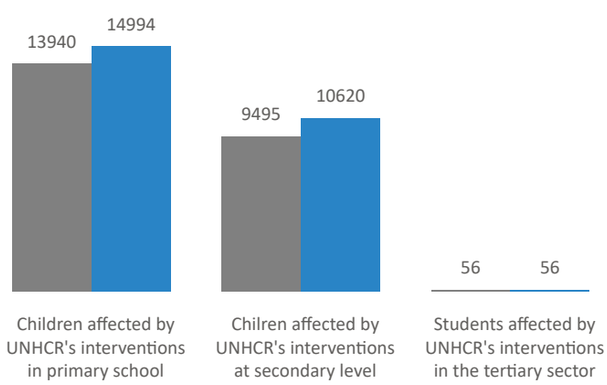

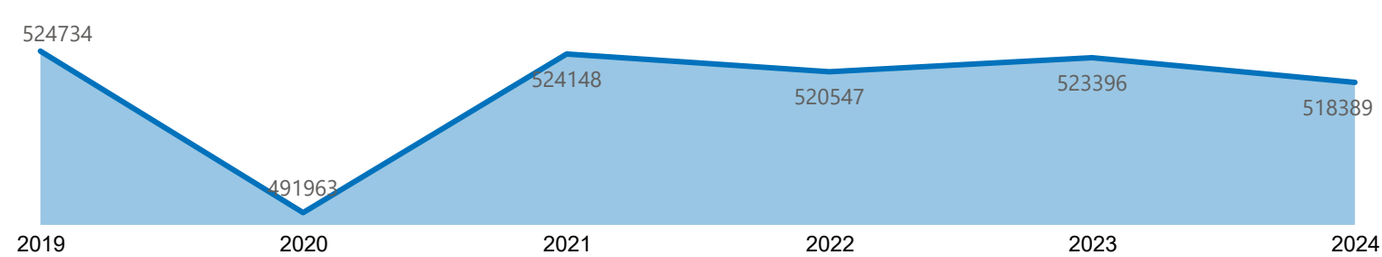
## Population Trend by year(2019 - 2024)