

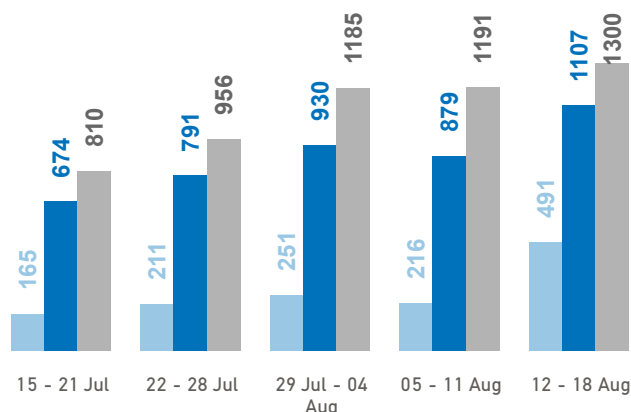
Aegean Islands Weekly Snapshot

Sea arrivals

This week, the Aegean islands saw 1,300 arrivals, an increase from last week's 1,191.

The average of the daily arrivals on the Aegean islands for this week is 186.

● 2022 ● 2023 ● 2024



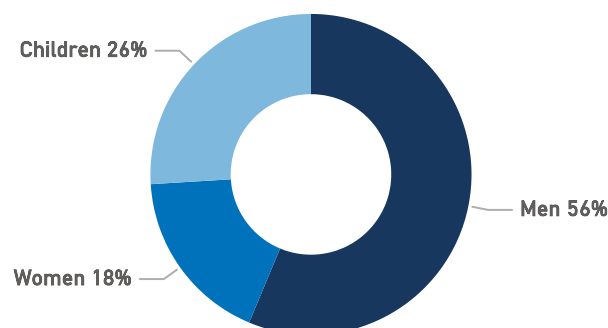
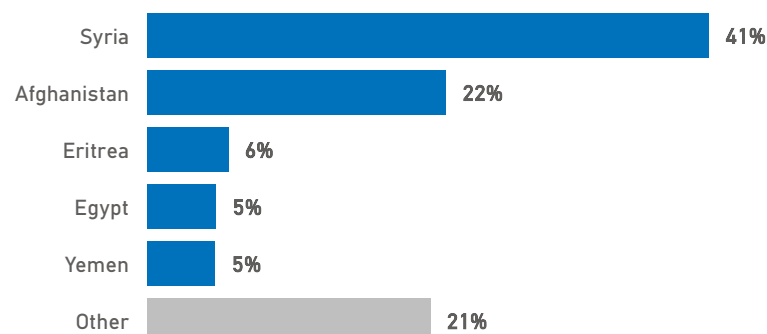
Entry Points



Population in the CCACs

Currently, 7,000 refugees and migrants reside in the Closed Controlled Access Center(s).

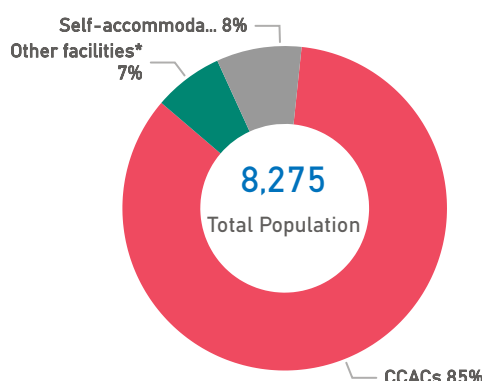
Most of them are from Syria (41%), Afghanistan (22%) and Eritrea (6%). Men account for 56% of the population, women for 18% and children for 26%.



Population on the Islands

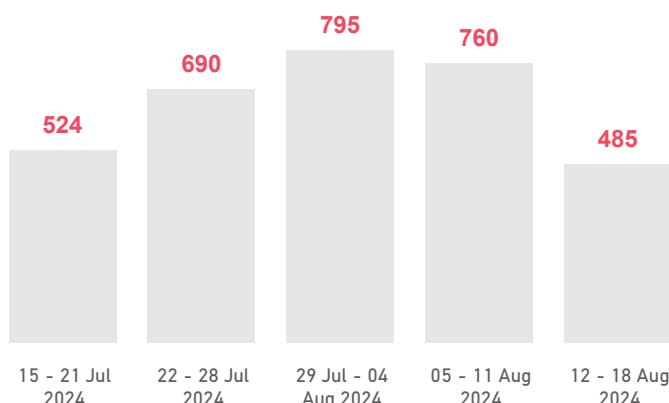
There are 8,275 refugees and migrants on the Aegean islands. Out of this total, 7,000 reside at the CCACs and 573 are hosted in other facilities.

UNHCR estimates that there are also 702 self-accommodated in the islands.



Departures

This week, 485 refugees and migrants departed from the Aegean islands to the mainland.



Published on 21/08/2024

more information: [UNHCR Operational Portal - Greece](#)

*Other facilities include shelters for unaccompanied children, detention facilities, etc.

Refugees and migrants includes asylum-seekers, beneficiaries of international protection and people out of the asylum procedure.

Departures to the mainland mainly include: i) transfers in the context of IOM Assisted Voluntary Return and Reintegration programme, ii) transfers of unaccompanied children to State-run facilities, iii) organized transfers supported by the government, including controlled facilities for temporary accommodation of asylum-seekers in the mainland/sites, and iv) those who depart on their own means.

Data Sources: Population data - Partial Data from the Government and other sources; Arrivals/Departures - Hellenic Police, Hellenic Coastguard

Figures are subject to future adjustment based on consolidated figures provided by the authorities. Percentages may not add up to 100 due to rounding and slightly differ between the text and graphs.

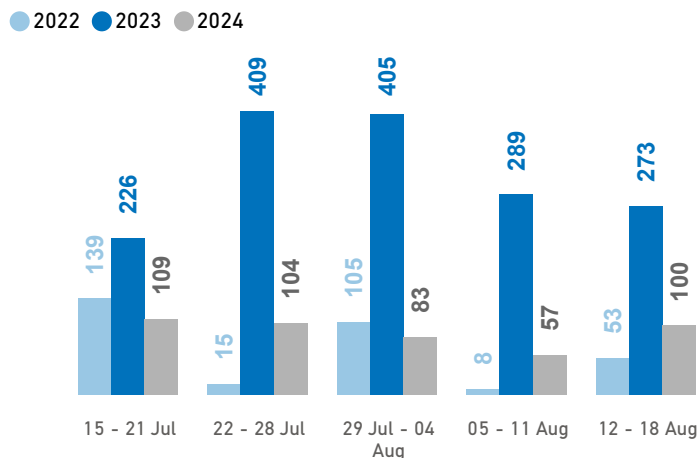
The boundaries, the names shown and the designations used on the map do not imply official endorsement or acceptance by the United Nations.

Lesvos Weekly Snapshot

Sea arrivals

This week, Lesvos saw 100 arrivals, an increase from last week's 57.

The average of the daily arrivals on Lesvos for this week is 14.



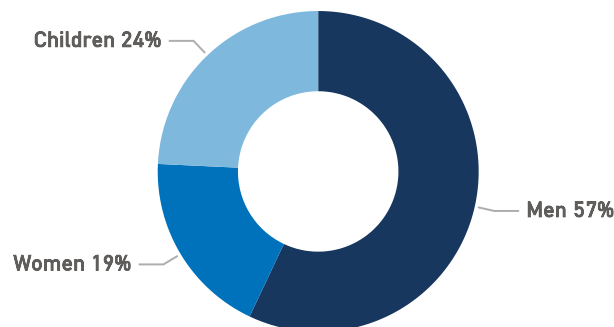
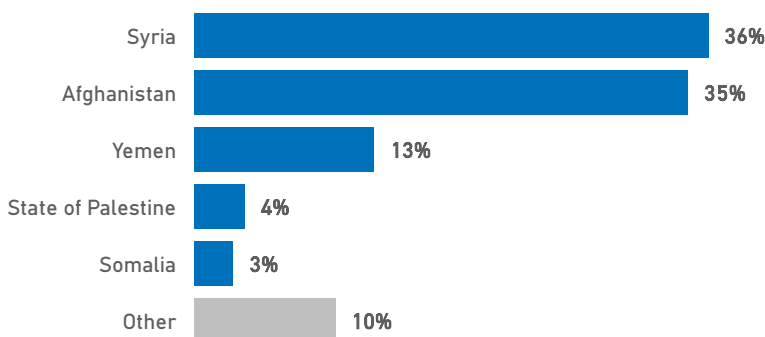
Entry Points



Population in the CCAC

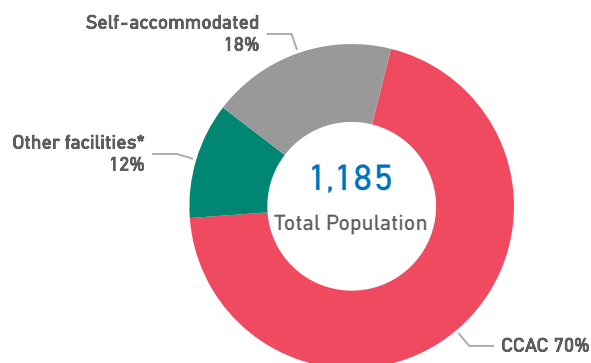
Currently, 829 refugees and migrants reside in the Closed Controlled Access Center.

Most of them are from Syria (36%), Afghanistan (35%) and Yemen (13%). Men account for 57% of the population, women for 19% and children for 24%.



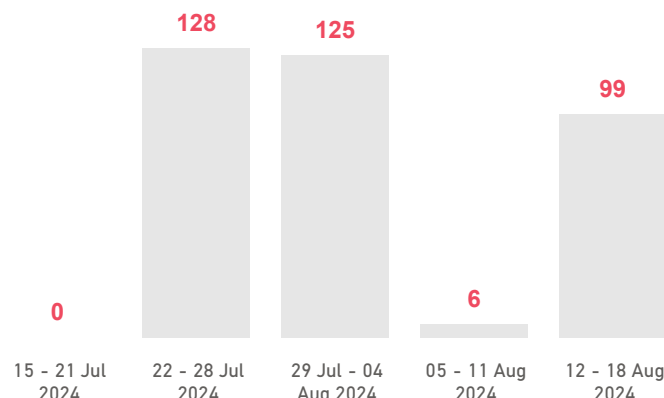
Population on the Island

There are 1,185 refugees and migrants on Lesvos. Out of this total, 829 reside at the CCAC and 137 are hosted in other facilities. UNHCR identified 219 self-accommodated refugees in the island up to this date.



Departures

This week, 99 refugees and migrants departed from Lesvos to the mainland.



Published on 21/08/2024

more information: [UNHCR Operational Portal - Greece](#)

*Other facilities include shelters for unaccompanied children, detention facilities, etc.

Refugees and migrants includes asylum-seekers, beneficiaries of international protection and people out of the asylum procedure.

Departures to the mainland mainly include: i) transfers in the context of IOM Assisted Voluntary Return and Reintegration programme, ii) transfers of unaccompanied children to State-run facilities, iii) organized transfers supported by the government, including controlled facilities for temporary accommodation of asylum-seekers in the mainland/sites, and iv) those who depart on their own means.

Data Sources: Population data - Partial Data from the Government and other sources; Arrivals/Departures - Hellenic Police, Hellenic Coastguard

Figures are subject to future adjustment based on consolidated figures provided by the authorities. Percentages may not add up to 100 due to rounding and slightly differ between the text and graphs.

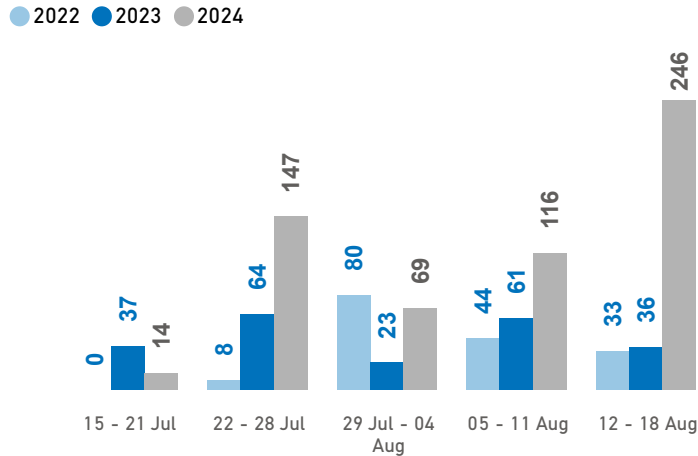
The boundaries, the names shown and the designations used on the map do not imply official endorsement or acceptance by the United Nations.

Chios Island Weekly Snapshot

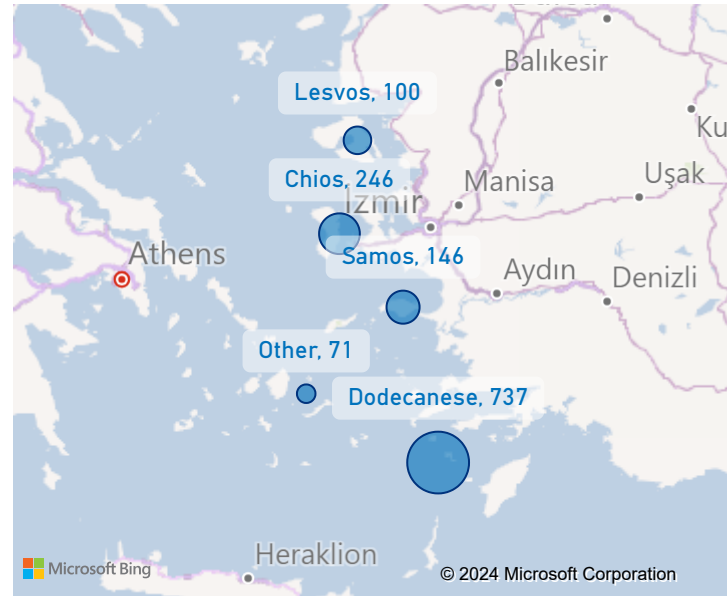
Sea arrivals

This week, Chios island saw 246 arrivals, an increase from last week's 116.

The average of the daily arrivals on Chios island for this week is 35.



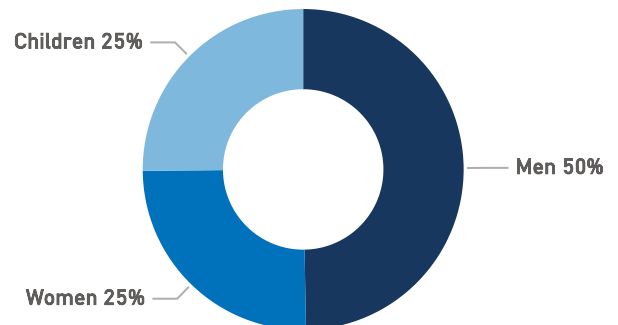
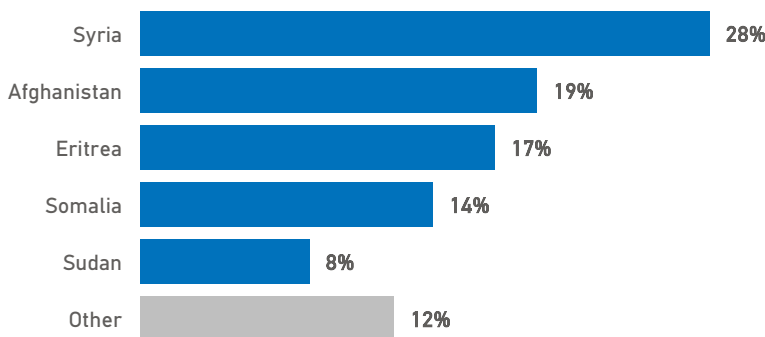
Entry Points



Population in the CCAC

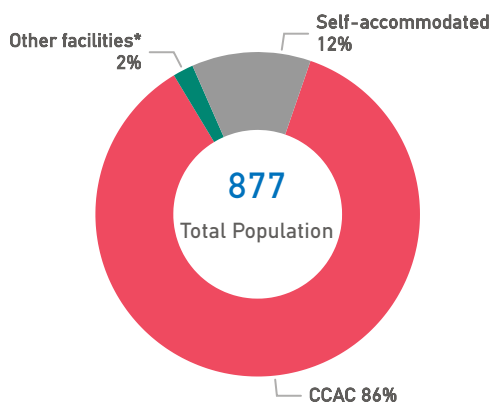
Currently, 755 refugees and migrants reside in the Closed Controlled Access Center.

Most of them are from Syria (28%), Afghanistan (19%) and Eritrea (17%). Men account for 50% of the population, women for 25% and children for 25%.



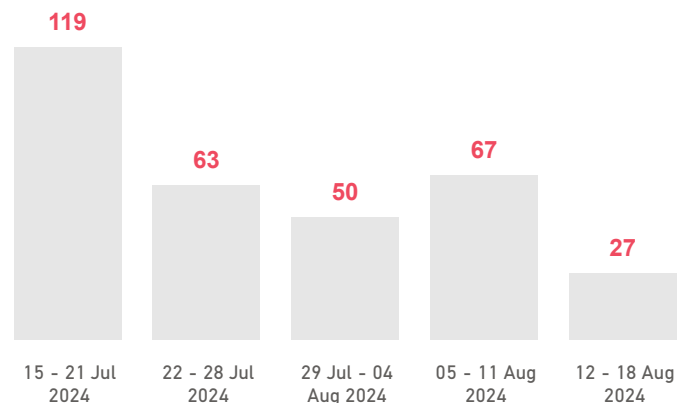
Population on the Island

There are 877 refugees and migrants on Chios island. Out of this total, 755 reside at the CCAC and 18 are hosted in other facilities. UNHCR estimates that there are also 104 self-accommodated in the island.



Departures

This week, 27 refugees and migrants departed from Chios island to the mainland



Published on 21/08/2024

more information: [UNHCR Operational Portal - Greece](#)

*Other facilities include shelters for unaccompanied children, detention facilities, etc.

Refugees and migrants includes asylum-seekers, beneficiaries of international protection and people out of the asylum procedure.

Departures to the mainland mainly include: i) transfers in the context of IOM Assisted Voluntary Return and Reintegration programme, ii) transfers of unaccompanied children to State-run facilities, iii) organized transfers supported by the government, including controlled facilities for temporary accommodation of asylum-seekers in the mainland/sites, and iv) those who depart on their own means.

Data Sources: Population data - Partial Data from the Government and other sources; Arrivals/Departures - Hellenic Police, Hellenic Coastguard

Figures are subject to future adjustment based on consolidated figures provided by the authorities. Percentages may not add up to 100 due to rounding and slightly differ between the text and graphs.

The boundaries, the names shown and the designations used on the map do not imply official endorsement or acceptance by the United Nations.

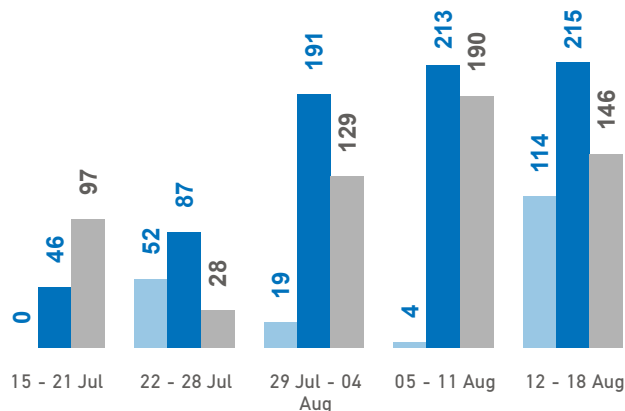
Samos Island Weekly Snapshot

Sea arrivals

This week, Samos island saw 146 arrivals, a decrease from last week's 190.

The average of the daily arrivals on Samos island for this week is 21.

● 2022 ● 2023 ● 2024



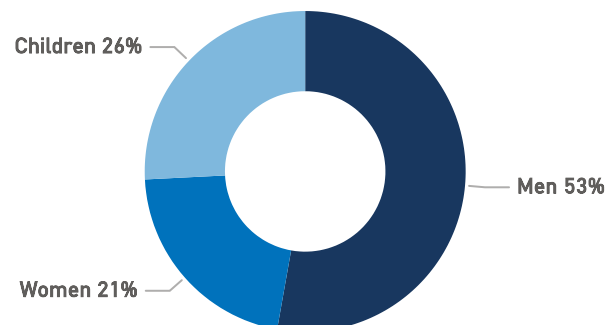
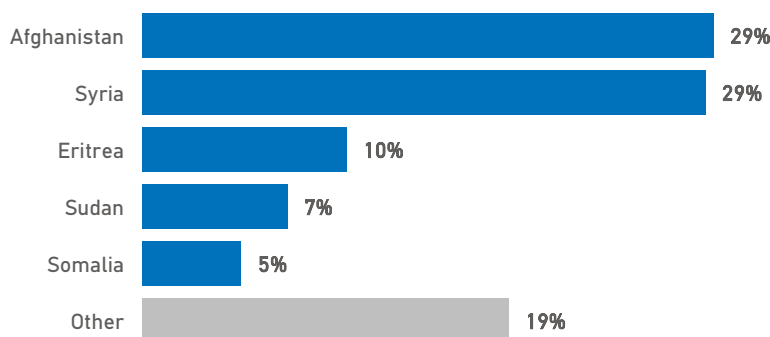
Entry Points



Population in the CCAC

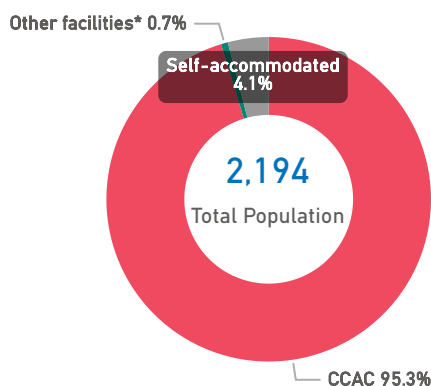
Currently, 2,090 refugees and migrants reside in the Closed Controlled Access Center.

Most of the registered population are from Afghanistan (29%), Syria (29%) and Eritrea (10%). Men account for 53% of the population, women for 21% and children for 26%.



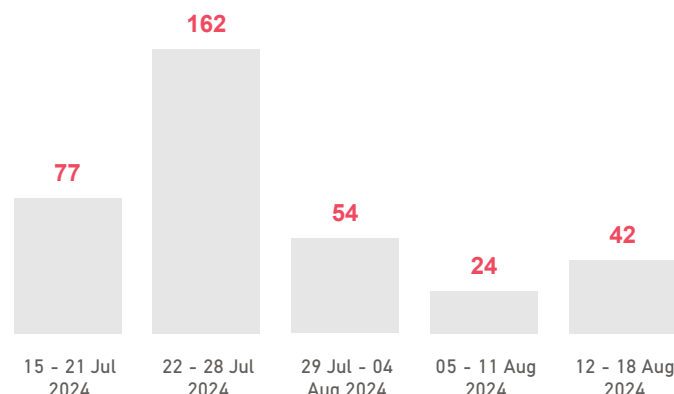
Population on the Island

There are 2,194 refugees and migrants on Samos island. Out of this total, the 2,090 reside at the CCAC and 15 are hosted in other facilities. UNHCR estimates that there are also 89 self-accommodated in the island.



Departures

This week, 42 refugees and migrants departed from Samos island to the mainland.



Published on 21/08/2024

more information: [UNHCR Operational Portal - Greece](#)

*Other facilities include shelters for unaccompanied children, detention facilities, etc.

Refugees and migrants includes asylum-seekers, beneficiaries of international protection and people out of the asylum procedure.

Departures to the mainland mainly include: i) transfers in the context of IOM Assisted Voluntary Return and Reintegration programme, ii) transfers of unaccompanied children to State-run facilities, iii) organized transfers supported by the government, including controlled facilities for temporary accommodation of asylum-seekers in the mainland/sites, and iv) those who depart on their own means.

Data Sources: Population data - Partial Data from the Government and other sources; Arrivals/Departures - Hellenic Police, Hellenic Coastguard

Figures are subject to future adjustment based on consolidated figures provided by the authorities. Percentages may not add up to 100 due to rounding and slightly differ between the text and graphs.

The boundaries, the names shown and the designations used on the map do not imply official endorsement or acceptance by the United Nations.

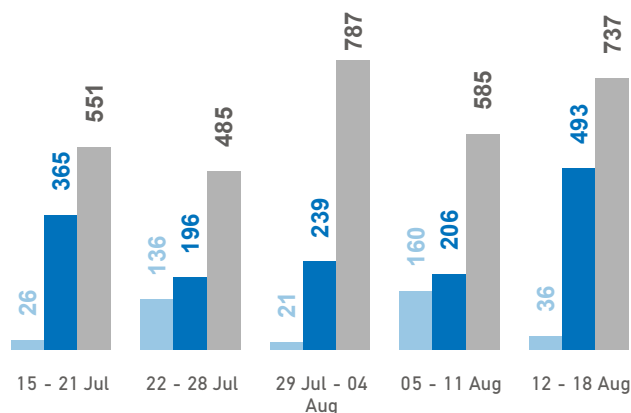
Dodecanese Islands Weekly Snapshot

Sea arrivals

This week, the Dodecanese islands saw 737 arrivals, an increase from last week's 585.

The average of the daily arrivals on the Dodecanese islands for this week is 105.

● 2022 ● 2023 ● 2024



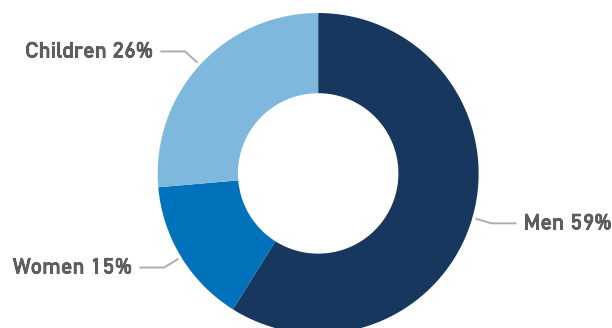
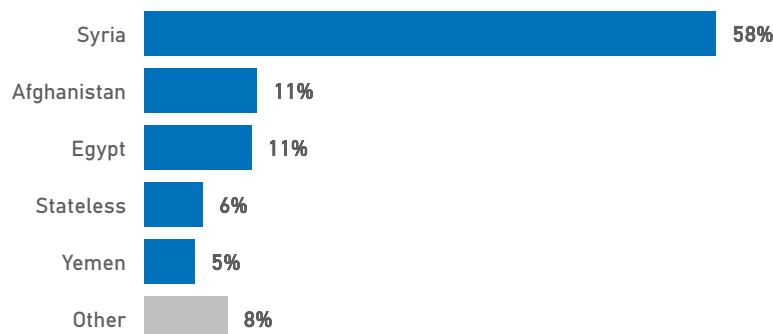
Entry Points



Population in Kos CCAC and Leros CCAC

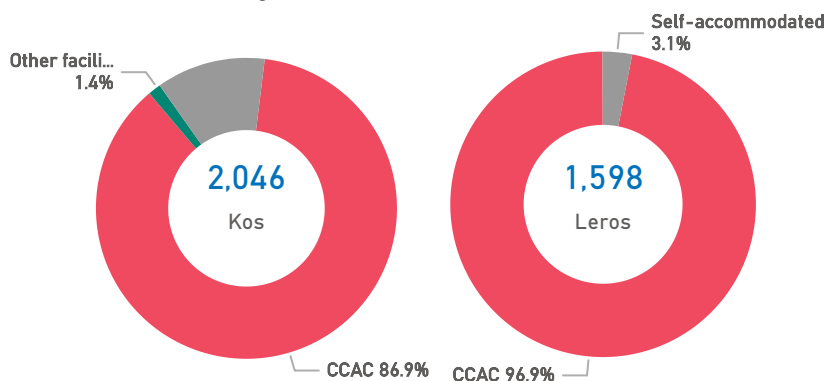
Currently, 3,326 refugees and migrants reside in Kos CCAC and Leros CCAC.

Most of them are from Syria (58%), Afghanistan (11%) and Egypt (11%). Men account for 59% of the population, women for 15% and children for 26%.



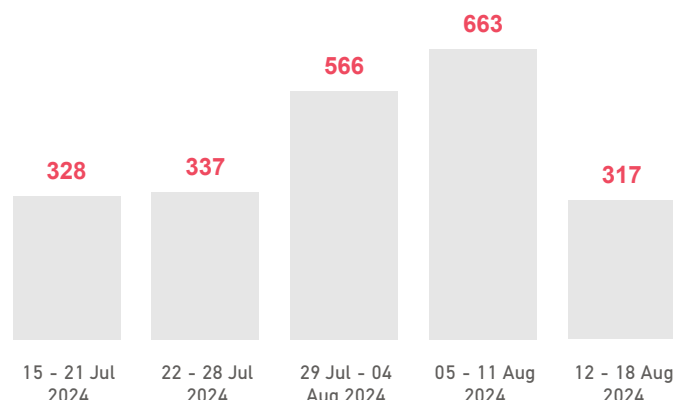
Population on the Dodecanese Islands

There are 3,644 refugees and migrants on the Dodecanese islands. Out of this total, 1,778 reside at the CCAC in Kos, and 1,548 at the CCAC Leros. In Kos, an estimated 240 people are self-accommodated and an additional 28 are hosted in other facilities, while in Leros, an estimated 50 people are self-accommodated, with an additional 0 being hosted in other facilities.



Departures

This week, 317 refugees and migrants departed from the Dodecanese islands to the mainland.



Published on 21/08/2024

more information: [UNHCR Operational Portal - Greece](#)

*Other facilities include shelters for unaccompanied children, detention facilities, etc.

Refugees and migrants includes asylum-seekers, beneficiaries of international protection and people out of the asylum procedure.

Departures to the mainland mainly include: i) transfers in the context of IOM Assisted Voluntary Return and Reintegration programme, ii) transfers of unaccompanied children to State-run facilities, iii) organized transfers supported by the government, including controlled facilities for temporary accommodation of asylum-seekers in the mainland/sites, and iv) those who depart on their own means.

Data Sources: Population data - Partial Data from the Government and other sources; Arrivals/Departures - Hellenic Police, Hellenic Coastguard

Figures are subject to future adjustment based on consolidated figures provided by the authorities. Percentages may not add up to 100 due to rounding and slightly differ between the text and graphs.

The boundaries, the names shown and the designations used on the map do not imply official endorsement or acceptance by the United Nations.