UNHCR The UN Refugee Agency | CORE

ZAMBIA DROUGHT

IPC Focus

as of 16 August 2024

IPC key figures[a]

4.95M current people **in need** (Apr-Sep 2024)

5.83M projected people **in need** (Oct 2024 - Mar 2025)

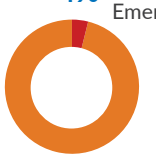

Drivers of food insecurity[a]

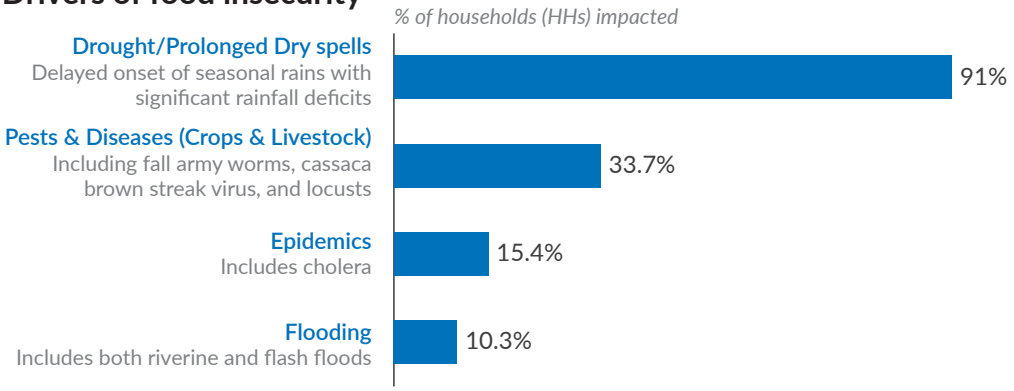

Impact of food insecurity per province[a]

Provinces with refugees	% decrease in maize production	% of water sources affected	% of HHs eating only 1 meal per day	HHs w/o access to functional markets	% IPC 3 and above
Luapula	66%	46%	28%	51%	38%
Lusaka	35%	64%	31%	27%	21%
North-Western	58%	49%	27%	66%	39%
Western	18%	37%	35%	38%	39%
Central	82%	29%	17%	19%	18%
Copperbelt	37%	40%	24%	53%	22%
Eastern	52%	56%	47%	55%	33%
Muchinga	9%	41%	31%	51%	22%
Northern	93%	38%	21%	50%	44%
Southern	71%	42%	53%	66%	52%

Overall IPC phase by districts[a]

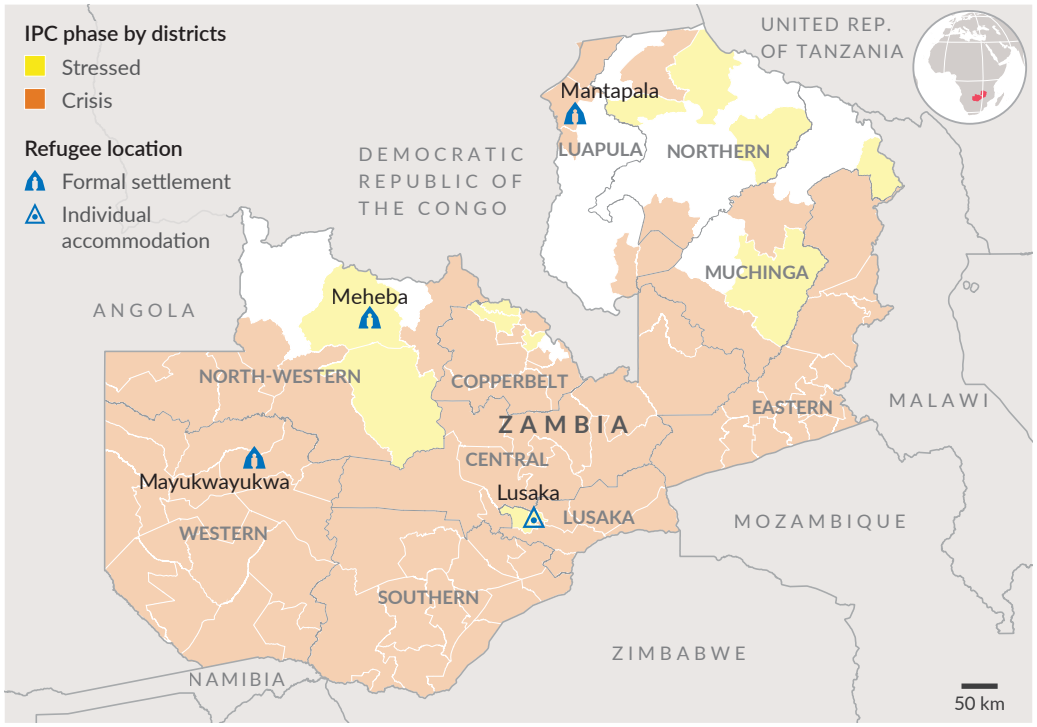

Protection resolutions[b]

Safety and dignity in ensuring food security and nutrition, and in all life-saving interventions: Urgent action is required to save lives by reducing food consumption gaps for population, through **improved access to food**, where age, gender and diversity considerations are adequately taken into account and community are engaged to prevent, mitigate and respond to prevailing protection risks; Ensure the protection impact of food insecurity and nutrition gaps is monitored – with focus on gender based violence (GBV) and child protection related risks;

Livelihood resilience: livelihoods are under a lot of stress, forcing households to engage in negative coping strategies, including with heightened exposure to GBV and child protection risks. Community participation is to be ensured to assess needs, capacities and most effective response.

Sources: [a]Presentation of the Preliminary Results for the 2024 In-depth Vulnerability And Needs Assessment (IDVNA) and IPC Results, DMMU - [b]UNHCR