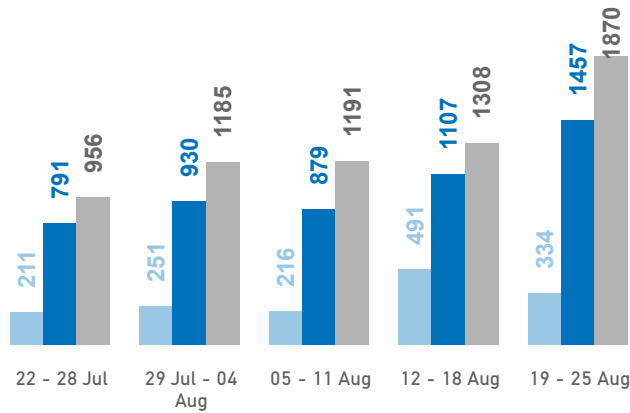


Aegean Islands Weekly Snapshot

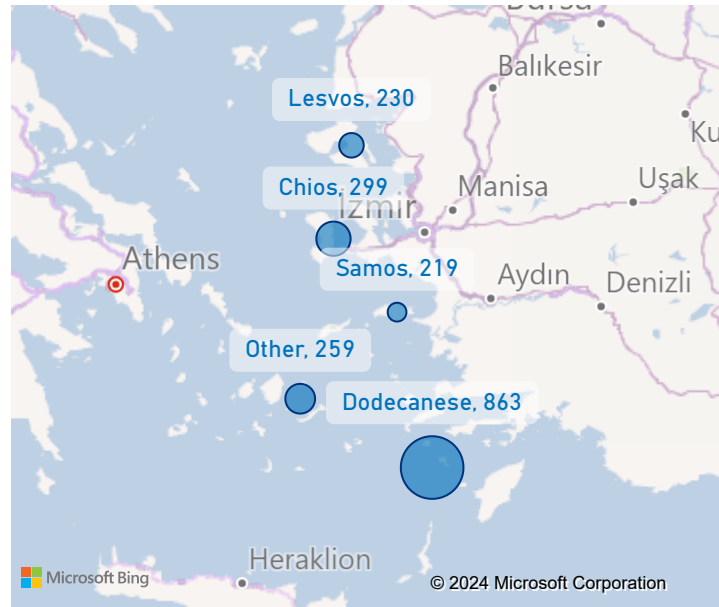
Sea arrivals

This week, the Aegean islands saw 1,870 arrivals, an increase from last week's 1,308. The average of the daily arrivals on the Aegean islands for this week is 267.

● 2022 ● 2023 ● 2024



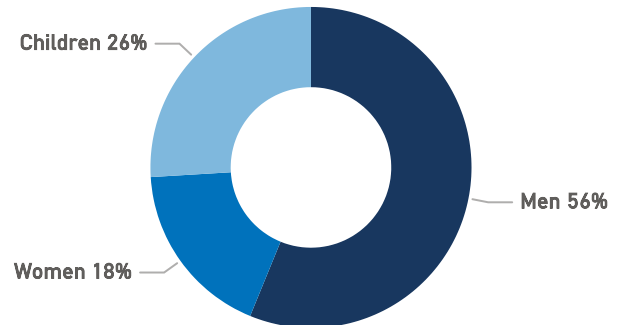
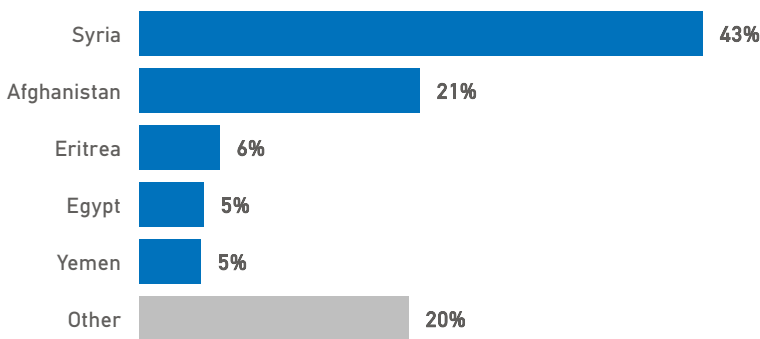
Entry Points



Population in the CCACs

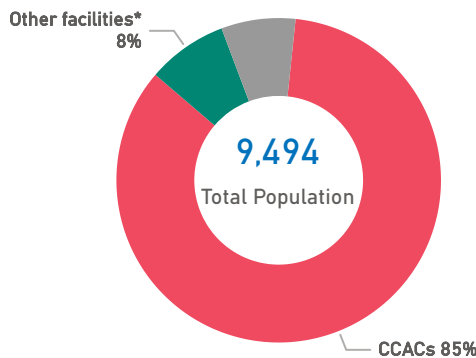
Currently, 8,032 refugees and migrants reside in the Closed Controlled Access Center(s).

Most of them are from Syria (43%), Afghanistan (21%) and Eritrea (6%). Men account for 56% of the population, women for 18% and children for 26%.



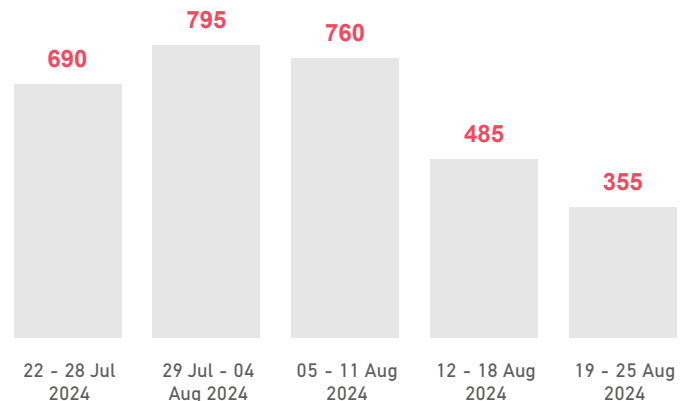
Population on the Islands

There are 9,494 refugees and migrants on the Aegean islands. Out of this total, 8,032 reside at the CCACs and 760 are hosted in other facilities. UNHCR estimates that there are also 702 self-accommodated in the islands.



Departures

This week, 355 refugees and migrants departed from the Aegean islands to the mainland.



Published on 28/08/2024

more information: [UNHCR Operational Portal - Greece](#)

*Other facilities include shelters for unaccompanied children, detention facilities, etc.

Refugees and migrants includes asylum-seekers, beneficiaries of international protection and people out of the asylum procedure.

Departures to the mainland mainly include: i) transfers in the context of IOM Assisted Voluntary Return and Reintegration programme, ii) transfers of unaccompanied children to State-run facilities, iii) organized transfers supported by the government, including controlled facilities for temporary accommodation of asylum-seekers in the mainland/sites, and iv) those who depart on their own means.

Data Sources: Population data - Partial Data from the Government and other sources; Arrivals/Departures - Hellenic Police, Hellenic Coastguard

Figures are subject to future adjustment based on consolidated figures provided by the authorities. Percentages may not add up to 100 due to rounding and slightly differ between the text and graphs.

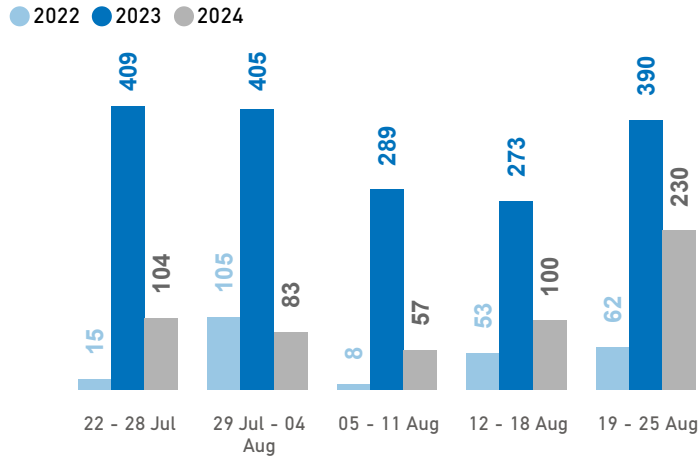
The boundaries, the names shown and the designations used on the map do not imply official endorsement or acceptance by the United Nations.

Lesvos Weekly Snapshot

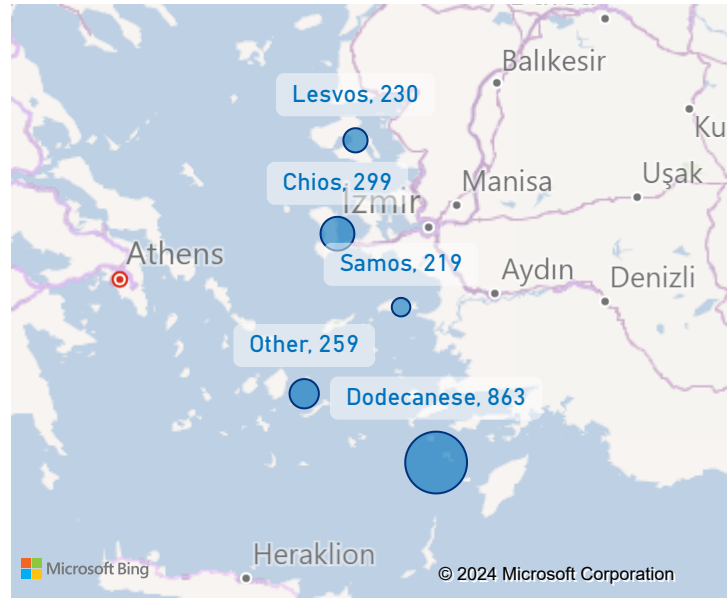
Sea arrivals

This week, Lesvos saw 230 arrivals, an increase from last week's 100.

The average of the daily arrivals on Lesvos for this week is 33.



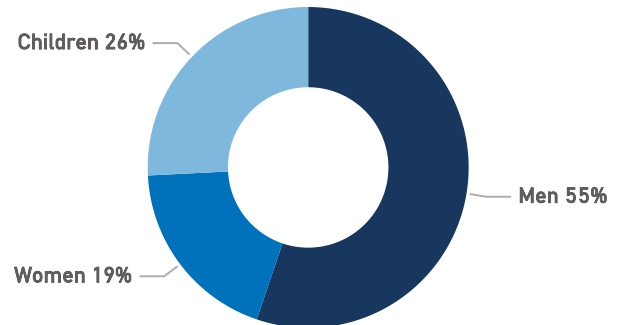
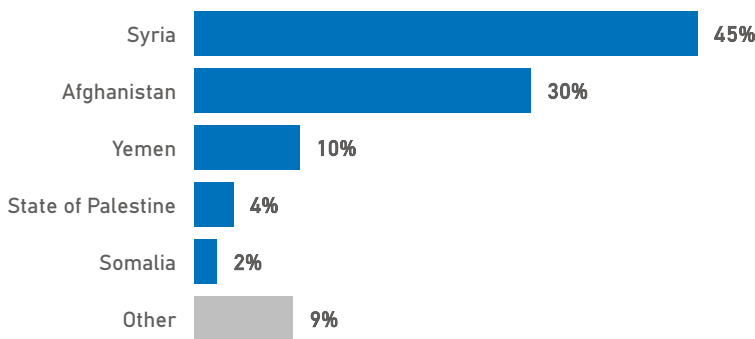
Entry Points



Population in the CCAC

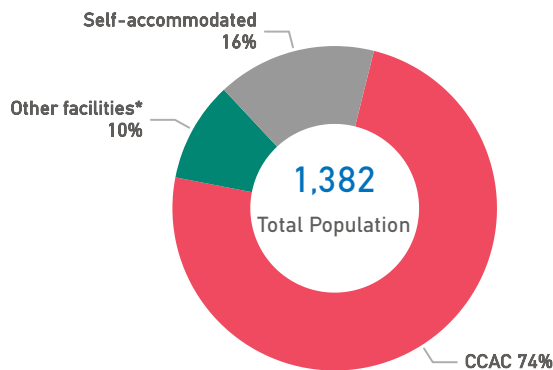
Currently, 1,025 refugees and migrants reside in the Closed Controlled Access Center.

Most of them are from Syria (45%), Afghanistan (30%) and Yemen (10%). Men account for 55% of the population, women for 19% and children for 26%.



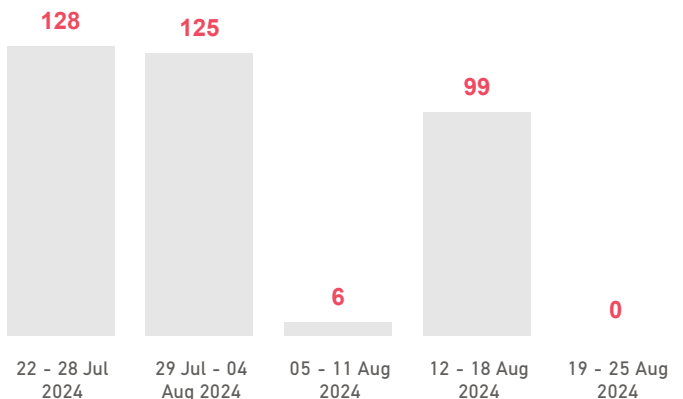
Population on the Island

There are 1,382 refugees and migrants on Lesvos. Out of this total, 1,025 reside at the CCAC and 138 are hosted in other facilities. UNHCR identified 219 self-accommodated refugees in the island up to this date.



Departures

This week, 0 refugees and migrants departed from Lesvos to the mainland.



Published on 28/08/2024

more information: [UNHCR Operational Portal - Greece](#)

*Other facilities include shelters for unaccompanied children, detention facilities, etc.

Refugees and migrants includes asylum-seekers, beneficiaries of international protection and people out of the asylum procedure.

Departures to the mainland mainly include: i) transfers in the context of IOM Assisted Voluntary Return and Reintegration programme, ii) transfers of unaccompanied children to State-run facilities, iii) organized transfers supported by the government, including controlled facilities for temporary accommodation of asylum-seekers in the mainland/sites, and iv) those who depart on their own means.

Data Sources: Population data - Partial Data from the Government and other sources; Arrivals/Departures - Hellenic Police, Hellenic Coastguard

Figures are subject to future adjustment based on consolidated figures provided by the authorities. Percentages may not add up to 100 due to rounding and slightly differ between the text and graphs.

The boundaries, the names shown and the designations used on the map do not imply official endorsement or acceptance by the United Nations.

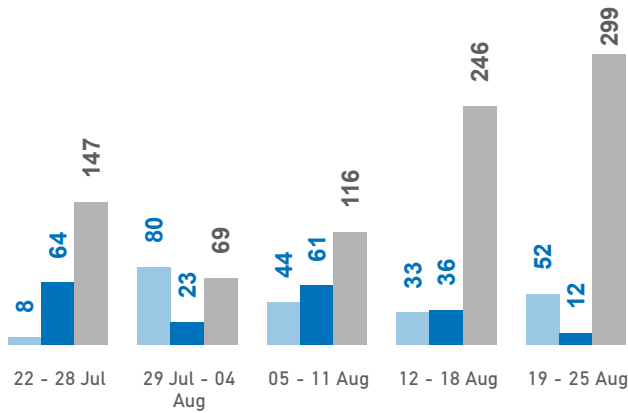
Chios Island Weekly Snapshot

Sea arrivals

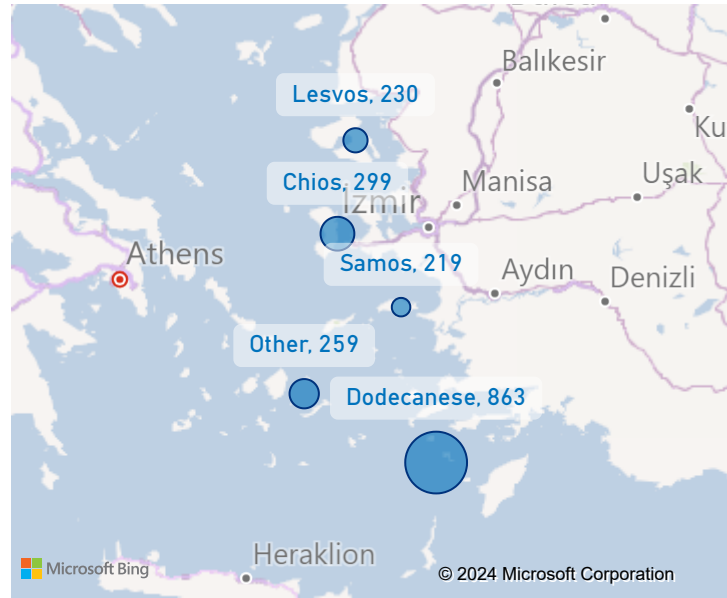
This week, Chios island saw 299 arrivals, an increase from last week's 246.

The average of the daily arrivals on Chios island for this week is 43.

● 2022 ● 2023 ● 2024



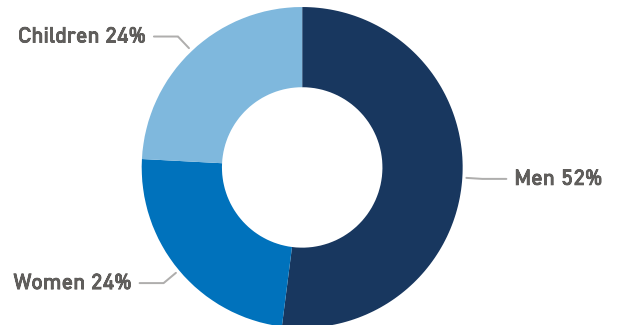
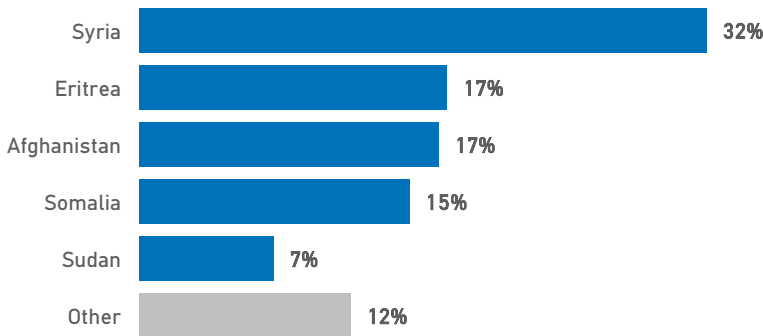
Entry Points



Population in the CCAC

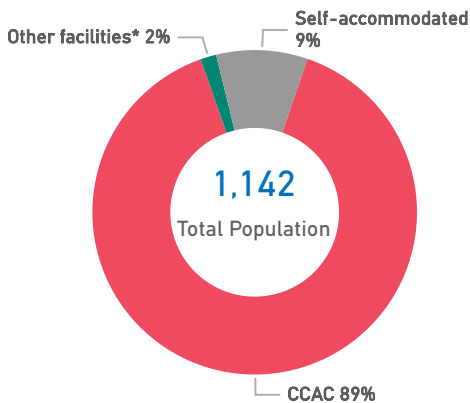
Currently, 1,020 refugees and migrants reside in the Closed Controlled Access Center.

Most of them are from Syria (32%), Eritrea (17%) and Afghanistan (17%). Men account for 52% of the population, women for 24% and children for 24%.



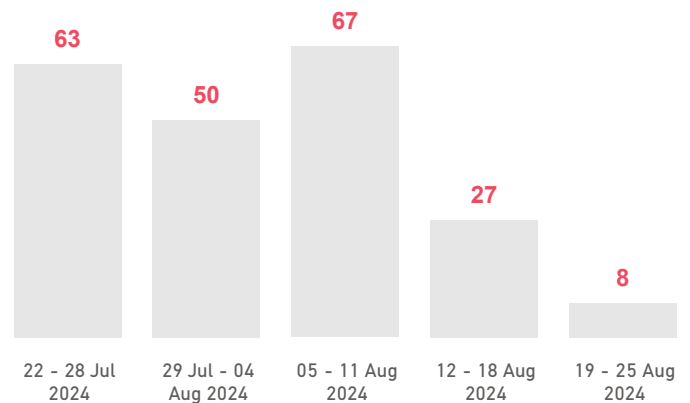
Population on the Island

There are 1,142 refugees and migrants on Chios island. Out of this total, 1,020 reside at the CCAC and 18 are hosted in other facilities. UNHCR estimates that there are also 104 self-accommodated in the island.



Departures

This week, 8 refugees and migrants departed from Chios island to the mainland.



Published on 28/08/2024

more information: [UNHCR Operational Portal - Greece](#)

*Other facilities include shelters for unaccompanied children, detention facilities, etc.

Refugees and migrants includes asylum-seekers, beneficiaries of international protection and people out of the asylum procedure.

Departures to the mainland mainly include: i) transfers in the context of IOM Assisted Voluntary Return and Reintegration programme, ii) transfers of unaccompanied children to State-run facilities, iii) organized transfers supported by the government, including controlled facilities for temporary accommodation of asylum-seekers in the mainland/sites, and iv) those who depart on their own means.

Data Sources: Population data - Partial Data from the Government and other sources; Arrivals/Departures - Hellenic Police, Hellenic Coastguard

Figures are subject to future adjustment based on consolidated figures provided by the authorities. Percentages may not add up to 100 due to rounding and slightly differ between the text and graphs.

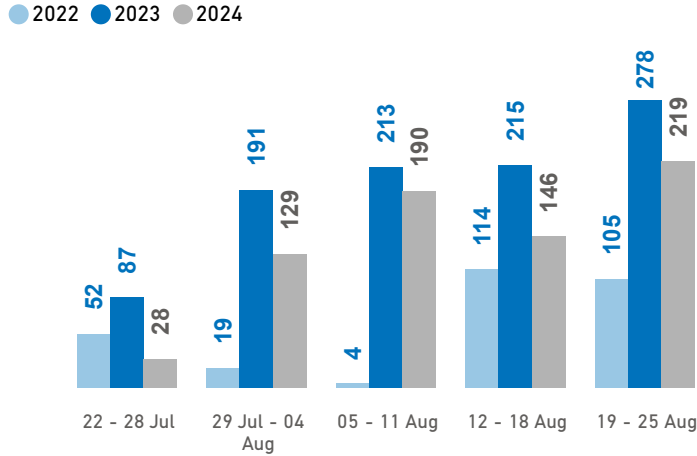
The boundaries, the names shown and the designations used on the map do not imply official endorsement or acceptance by the United Nations.

Samos Island Weekly Snapshot

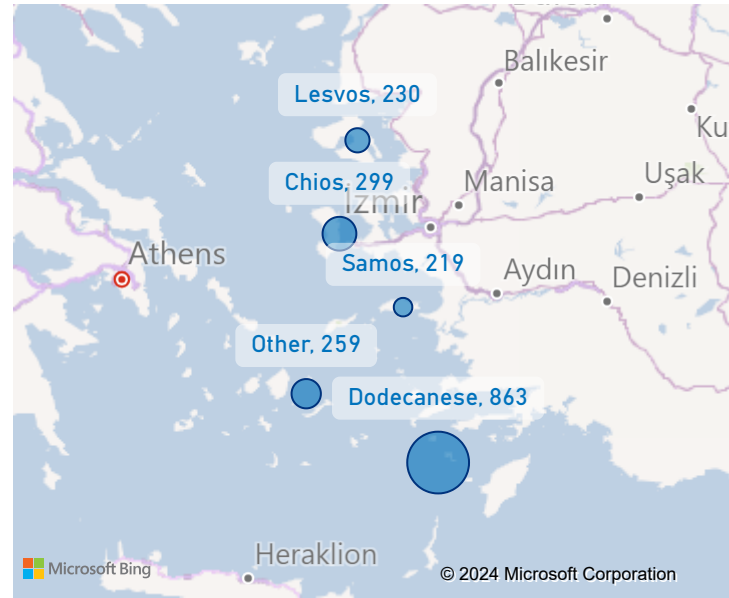
Sea arrivals

This week, Samos island saw 219 arrivals, an increase from last week's 146.

The average of the daily arrivals on Samos island for this week is 31.



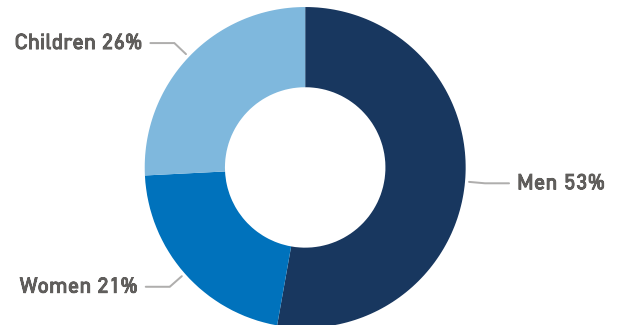
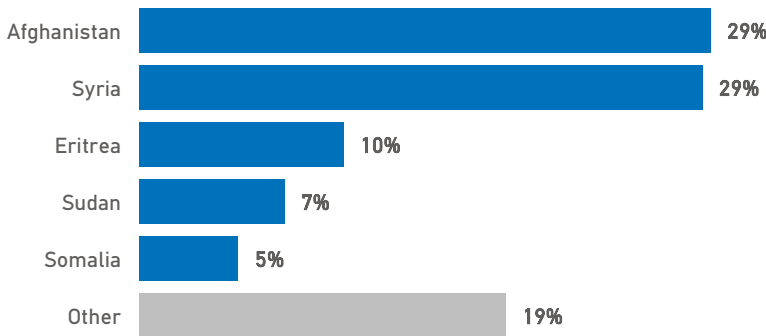
Entry Points



Population in the CCAC

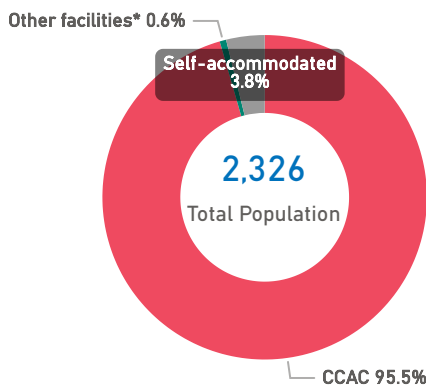
Currently, 2,222 refugees and migrants reside in the Closed Controlled Access Center.

Most of the registered population are from Afghanistan (29%), Syria (29%) and Eritrea (10%). Men account for 53% of the population, women for 21% and children for 26%.



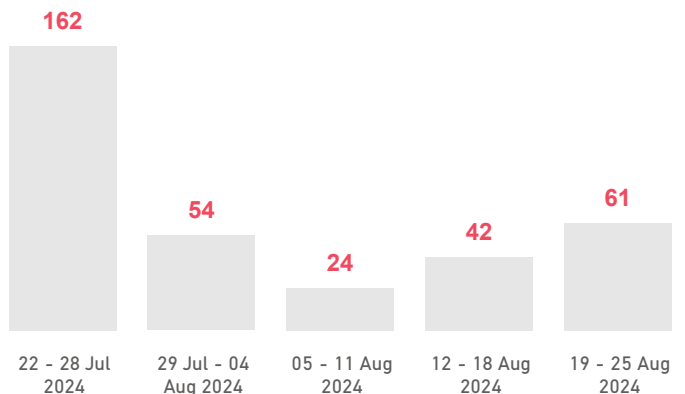
Population on the Island

There are 2,326 refugees and migrants on Samos island. Out of this total, the 2,222 reside at the CCAC and 15 are hosted in other facilities. UNHCR estimates that there are also 89 self-accommodated in the island.



Departures

This week, 61 refugees and migrants departed from Samos island to the mainland.



Published on 28/08/2024

more information: [UNHCR Operational Portal - Greece](#)

*Other facilities include shelters for unaccompanied children, detention facilities, etc.

Refugees and migrants includes asylum-seekers, beneficiaries of international protection and people out of the asylum procedure.

Departures to the mainland mainly include: i) transfers in the context of IOM Assisted Voluntary Return and Reintegration programme, ii) transfers of unaccompanied children to State-run facilities, iii) organized transfers supported by the government, including controlled facilities for temporary accommodation of asylum-seekers in the mainland/sites, and iv) those who depart on their own means.

Data Sources: Population data - Partial Data from the Government and other sources; Arrivals/Departures - Hellenic Police, Hellenic Coastguard

Figures are subject to future adjustment based on consolidated figures provided by the authorities. Percentages may not add up to 100 due to rounding and slightly differ between the text and graphs.

The boundaries, the names shown and the designations used on the map do not imply official endorsement or acceptance by the United Nations.

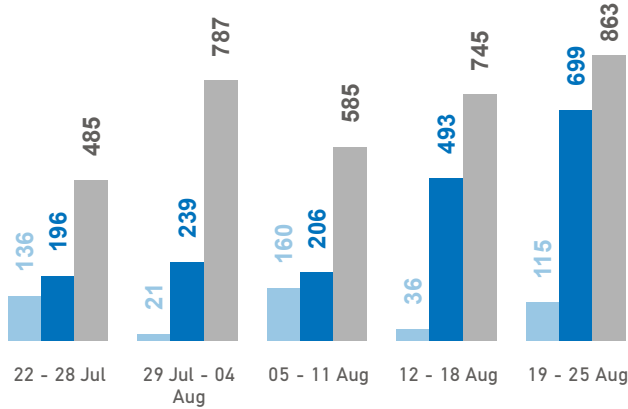
Dodecanese Islands Weekly Snapshot

Sea arrivals

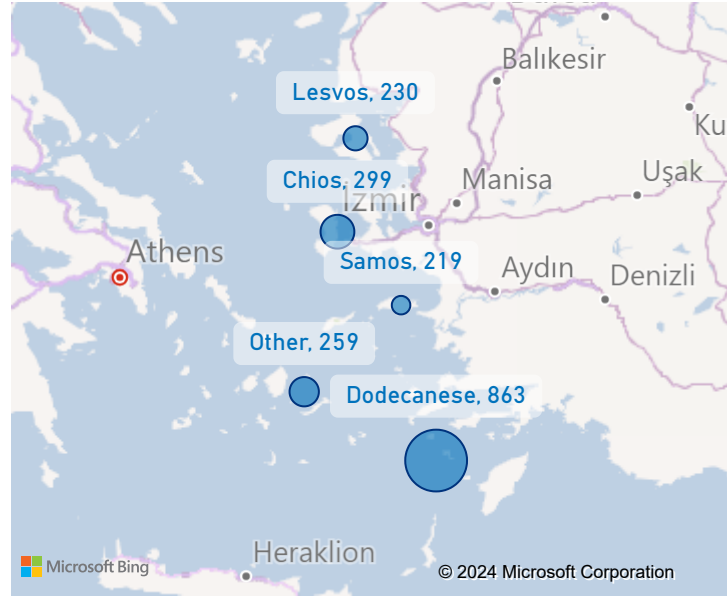
This week, the Dodecanese islands saw 863 arrivals, an increase from last week's 745.

The average of the daily arrivals on the Dodecanese islands for this week is 123.

● 2022 ● 2023 ● 2024



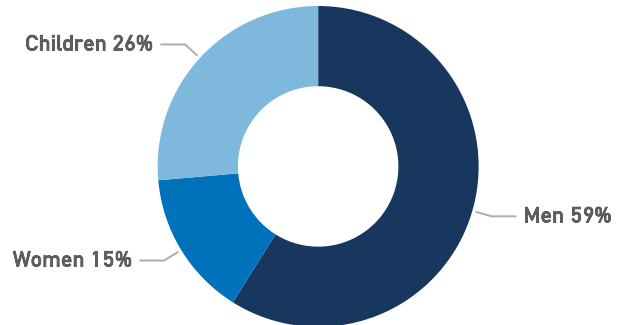
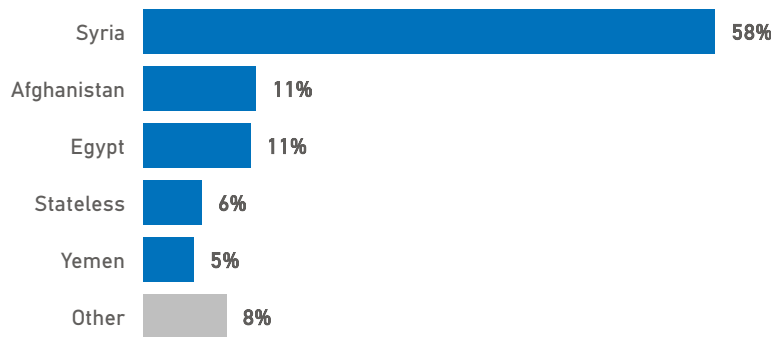
Entry Points



Population in Kos CCAC and Leros CCAC

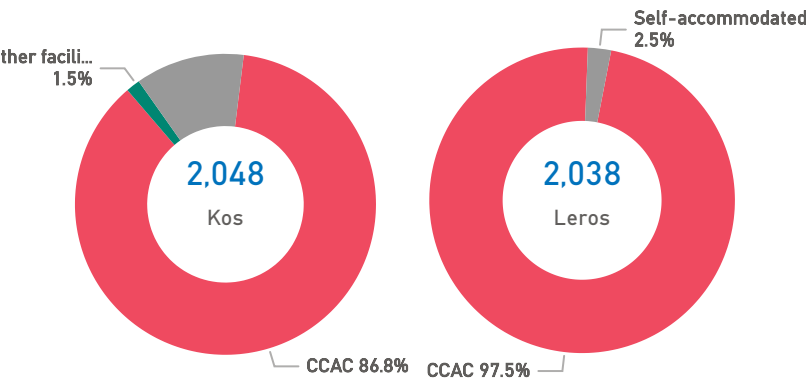
Currently, 3,765 refugees and migrants reside in Kos CCAC and Leros CCAC.

Most of them are from Syria (58%), Afghanistan (11%) and Egypt (11%). Men account for 59% of the population, women for 15% and children for 26%.



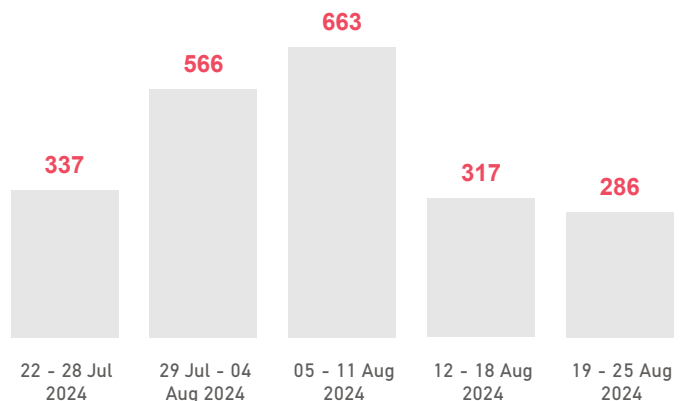
Population on the Dodecanese Islands

There are 4,086 refugees and migrants on the Dodecanese islands. Out of this total, 1,777 reside at the CCAC in Kos, and 1,988 at the CCAC Leros. In Kos, an estimated 240 people are self-accommodated and an additional 31 are hosted in other facilities, while in Leros, an estimated 50 people are self-accommodated, with an additional 0 being hosted in other facilities.



Departures

This week, 286 refugees and migrants departed from the Dodecanese islands to the mainland.



Published on 28/08/2024

more information: [UNHCR Operational Portal - Greece](#)

*Other facilities include shelters for unaccompanied children, detention facilities, etc.

Refugees and migrants includes asylum-seekers, beneficiaries of international protection and people out of the asylum procedure.

Departures to the mainland mainly include: i) transfers in the context of IOM Assisted Voluntary Return and Reintegration programme, ii) transfers of unaccompanied children to State-run facilities, iii) organized transfers supported by the government, including controlled facilities for temporary accommodation of asylum-seekers in the mainland/sites, and iv) those who depart on their own means.

Data Sources: Population data - Partial Data from the Government and other sources; Arrivals/Departures - Hellenic Police, Hellenic Coastguard

Figures are subject to future adjustment based on consolidated figures provided by the authorities. Percentages may not add up to 100 due to rounding and slightly differ between the text and graphs.

The boundaries, the names shown and the designations used on the map do not imply official endorsement or acceptance by the United Nations.