

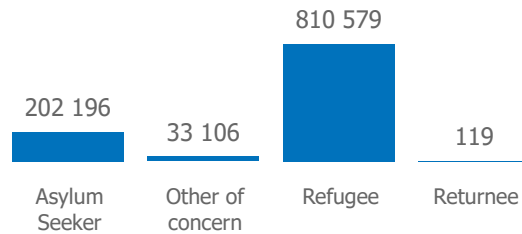
9 157 486

FORCIBLY DISPLACED PEOPLE & RETURNEES (1)

As a result of persecution, conflict, violence, human rights violations, or events seriously disturbing public order.

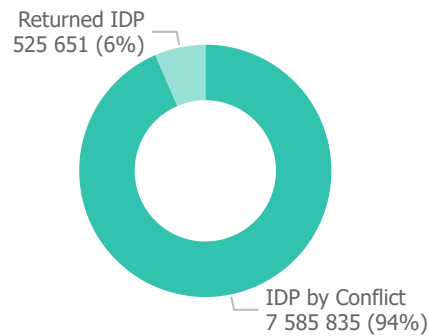
1 046 000

Refugees, asylum-seekers, other of concern & returnees (11% of the overall forcibly displaced people and returnees population)

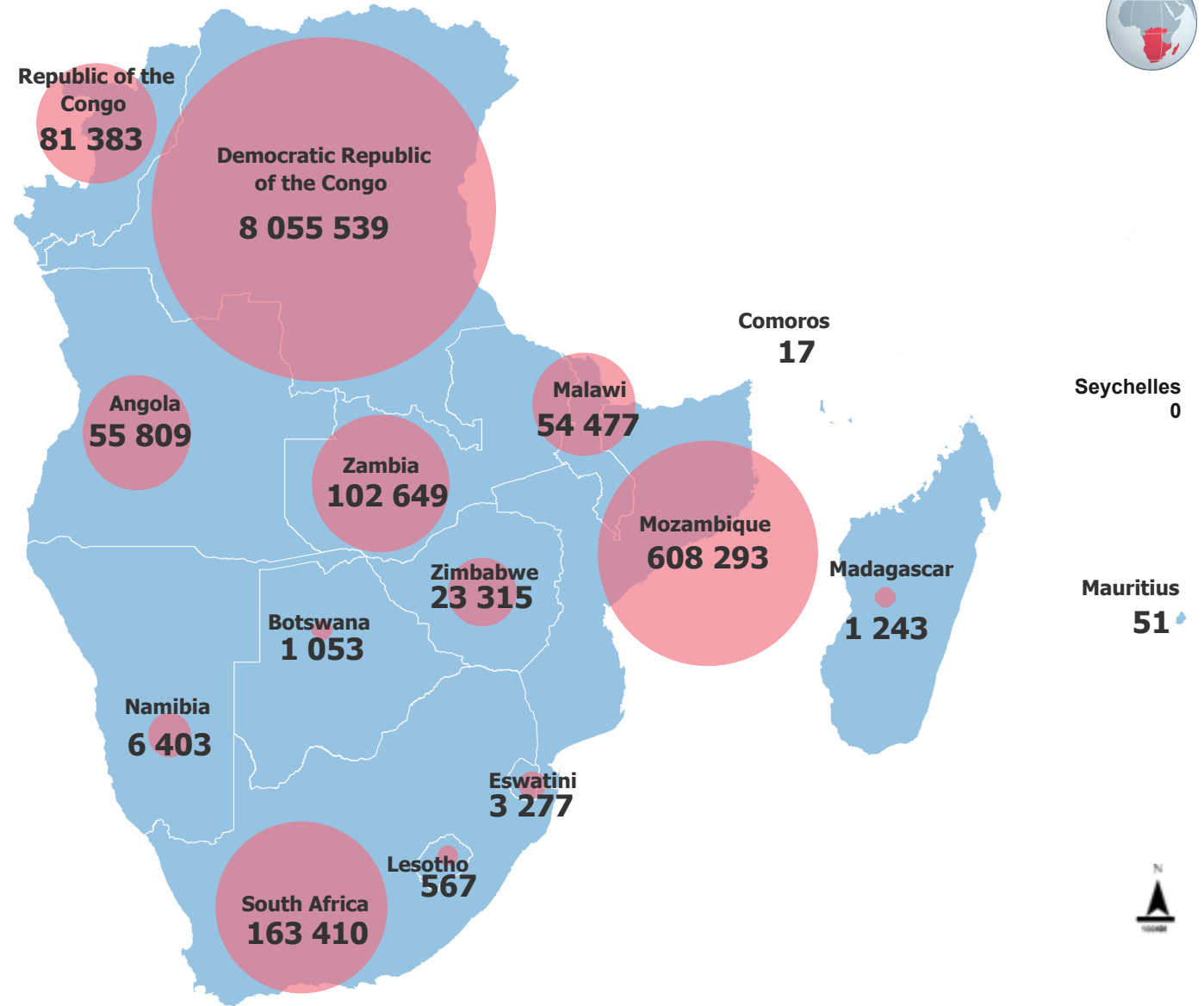


8 111 486

Conflict-induced Internally displaced person (IDPs) and returned IDPs (89% of the overall forcibly displaced people and returnees population)



(1) In addition, there are 1134 993 people displaced internally in the context of disasters and climate change. The displacement occurred in the following countries: Malawi (659 278), The Democratic Republic of the Congo (294 847), Mozambique (139 333) and Zimbabwe (41 535).



The boundaries and names shown and the designations used on this map do not imply official endorsement or acceptance by the United Nations

Summary population table

Country of Asylum	Refugee	Asylum-Seeker	Other of Concern	IDP by Conflict	Returned IDP	Refugee Returnee	Statelessness	Host Community	Total
Democratic Republic of the Congo	520 385	6 124	60	7 008 290	520 561	119			8 055 539
Other	376 621	5 822	60	6 038 567	520 561	119			6 941 750
IDP Camp				969 723					969 723
Lusenda	26 445								26 445
Meri	25 635	27							25 662
Inke	18 778	2							18 780
Mulongwe	12 254								12 254
Mole	11 084								11 084
Bili	10 622								10 622
Boyabu	8 966								8 966
Nzakara	8 746								8 746
Wenze	6 693								6 693
Biringi	6 567								6 567
Sidi	4 172								4 172
Bele	3 172	273							3 445
Mboti	630								630
Mozambique	5 462	18 836	1 360	577 545	5 090				608 293
Other	2 669	14 120	916	577 545	5 090				600 340
Maratane Camp	2 793	4 716	444						7 953
South Africa	68 994	94 416							163 410
Unknown	68 994	94 416							163 410
Zambia	75 975	9 008	17 666						102 649
Meheba	31 578	582	9 760						41 920
Mayukwayukwa	18 906	124	7 140						26 170
Other	17 804	7 156	766						25 726
Mantapala	7 687	1 146							8 833
Congo	61 839	6 905	12 639						81 383
Other	49 746	5 950	12 428						68 124
Site du 15 Avril	6 177	955	184						7 316
Site de Bouemba	5 916		27						5 943
Angola	25 328	30 279	202						55 809
Unknown	17 365	30 023	141						47 529
Lovua Settlement	6 268								6 268
Other	1 695	256	61						2 012
Malawi	35 332	19 141	4						54 477
Dzaleka	33 917	17 512	4						51 433
Other	1 415	1 629	0						3 044
Zimbabwe	9 546	12 767	1 002						23 315
Tongogara	8 726	6 182	913						15 821
Other	615	6 565	57						7 237
Unknown	205	20	32						257
Namibia	5 162	1 185	56						6 403
Osire	4 686	1 082	17						5 785
Other	476	103	39						618
Eswatini	1 268	1 994	15						3 277
Other	1 268	1 994	15						3 277
Madagascar	84	1 140	19						1 243
Other	84	1 140	19						1 243
Botswana	818	159	76						1 053
Dukwe	655	10	42						707
Other	163	149	34						346
Lesotho	369	191	7						567
Other	369	191	7						567
Mauritius	8	43							51
Other	8	43							51
Comoros	9	8							17
Other	9	8							17
Seychelles								0	0
Other								0	0
Total	810 579	202 196	33 106	7 585 835	525 651	119		0	9 157 486
2024 Planning Figures	805 200	209 893	30 784	8 571 008	2 300 000	16 025	182 393	300 000	12 415 303
Progression (Pop-PF)	100,7%	96,3%	107,5%	88,5%	22,9%	0,7%	0,0%	0,0%	73,8%

Notes: The figures are subject to change; *IDPs by disaster are not included; **'Other' in the location refers to any known location other than camp or settlement sites, covering both urban and rural areas; ***self-settled refers to the individuals without available information such as their names and locations, and their locations are categorized to be 'unknown'; those by location in Congo, Democratic Republic of the Congo and Zimbabwe could be different from the numbers operation report due to inconsistency in proGres.