

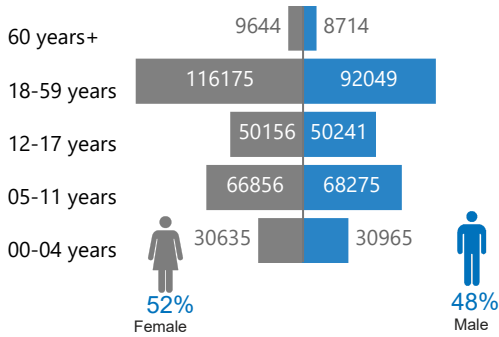
Registered Refugees and Asylum-Seekers in DRC



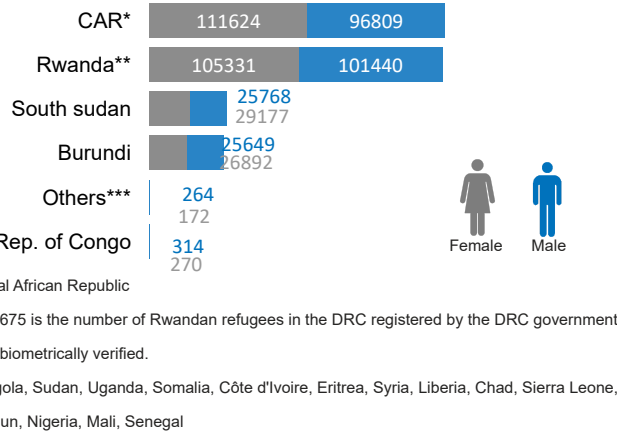
Situation Overview

The refugee population in the DRC increased from **518,389** to **523,710** compared with July, an increase of **1%** due to the recognition of the refugee status of **4,507** South Sudanese by the Eligibility Commission, as well as continued registration. The number of asylum-seekers decreased from **6122** to **1920** as a result of the change in status of asylum seekers recognized as refugees during the month. **7231** Central Africans, **711** Rwandans and **54** Burundians were repatriated to their countries since the beginning of the year. 29 people were resettled during the month of August, while **1** Congolese (ex-refugee) was repatriated to the DRC during the month.

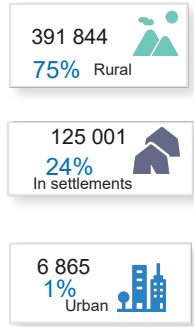
Age and Gender of Refugee Population



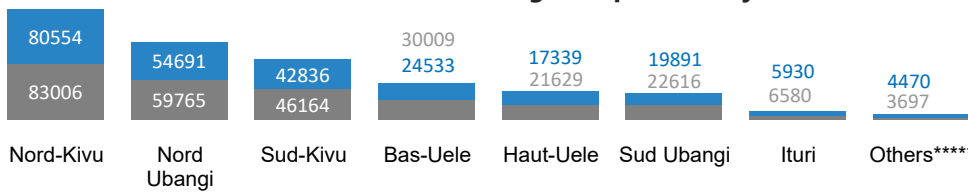
Refugee Population by Country of Origin



Réfugiee by type of location



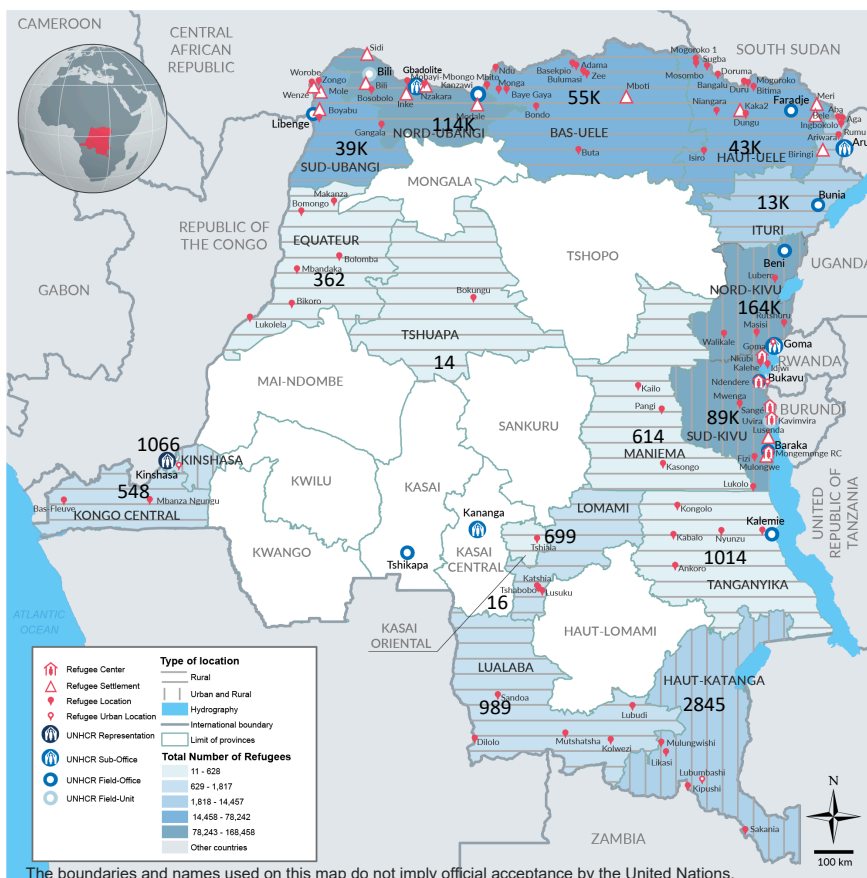
Refugee Population by Province in DRC



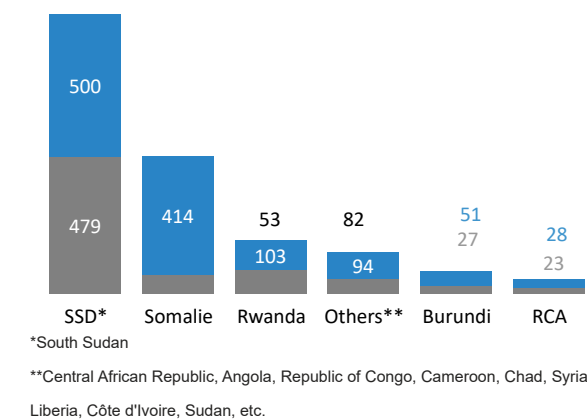
Male Female

****:Haut-Katanga (2845), Kinshasa (1066), Lualaba (989), Lomami 699), Kongo-Central (548), Maniema (614), Tanganyika (1014), Equateur (362), Tshuapa (14) et Kasai-Oriental(16).

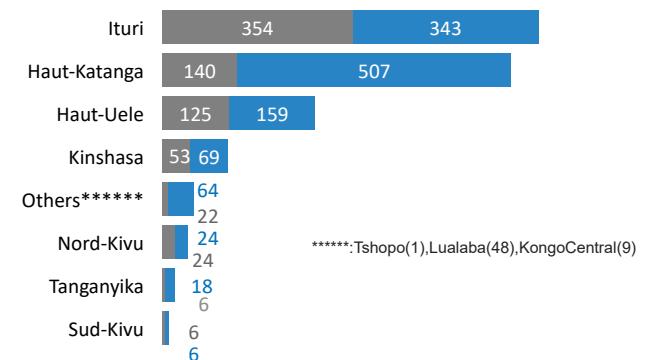
Location of refugee population in DRC



Asylum Seekers Population by Country of Origin

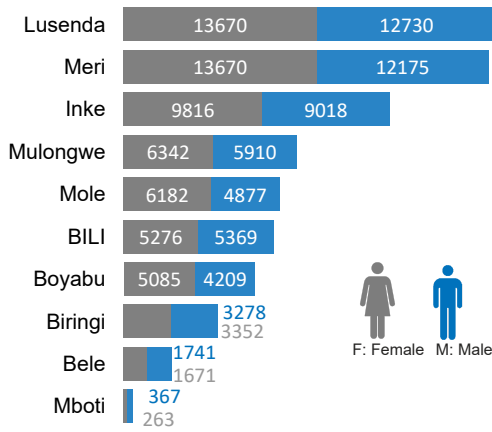


Asylum Seekers Population by Province in DRC



Refugees and Asylum Seekers in RDC

Refugees in settlement




Refugees in the development pole

Location	F	M	Total
Modale	3408	2966	6374
Nzakara	4803	3937	8740
sidi	2129	2043	4172
wenze	3273	2375	5648
Total	13613	11321	24934

Urban refugees

Location	F	M	Total
Bukavu	673	621	1294
Goma	1090	945	2035
Kinshasa	535	531	1066
Lubumbashi	1094	1376	2470
Total	3392	3473	6865



Repatriation situation in the DRC at 31 August 2024

Number of refugees repatriated(OUT) from the DRC

Repatriation(IN) refugees to DRC

Situation of resettlement 2024

Country of origin	2019	2020	2021	2022	2023	2024
South Sudan	0	0	0	3	0	0
Rep. of Congo	3	5	0	0	1	0
Burundi	101	1943	7296	3474	4517	54
Rwanda	2136	922	1920	2451	1924	711
RCA	3137	2061	5021	3350	2328	7231
Total	5377	4931	14237	9278	8770	7996

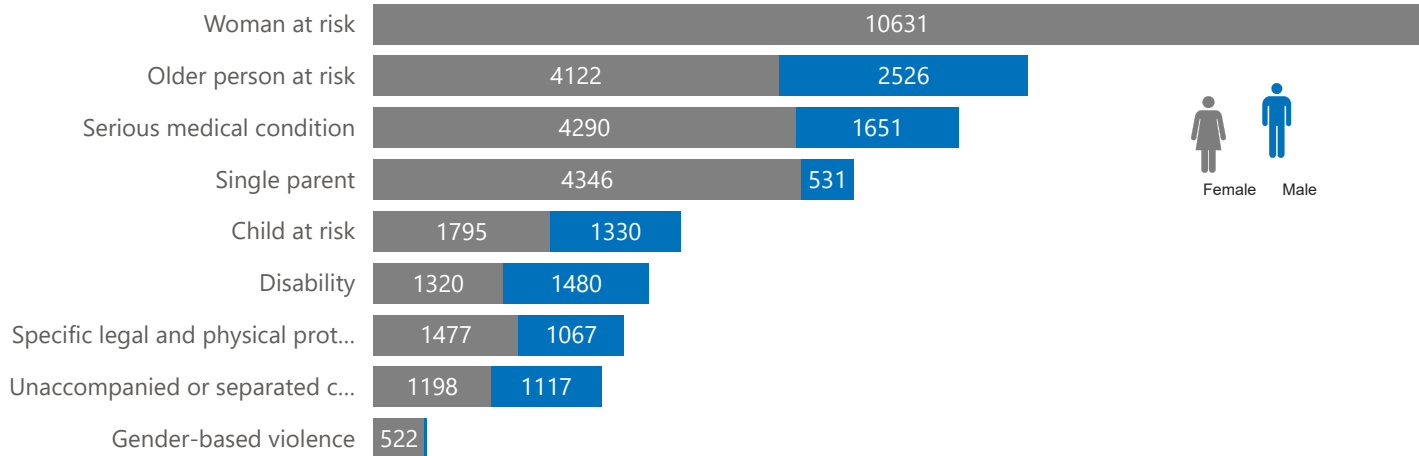
Country of origin	Total
RSA	106
SW	11
ICO	1
Mauritius Island	1
Nigeria	1
Total	120

Nationality/resettlement country	#Ind.Reinstalled	Indsubmit
RCA	15	22
USA	15	22
Burundi	48	21
USA	48	18
CANADA	0	3
SSD	5	7
COB	325	0
USA	325	0
ERT	3	0
Total	396	50

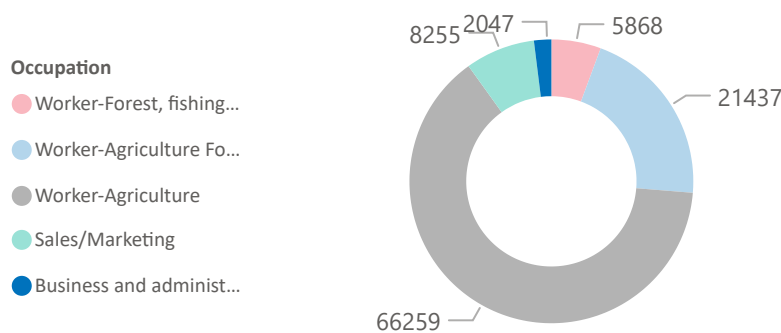
RSA: South africa , RCA: central African Republic , USA: United States , COB: Rép.of Congo, SSD: South Sudan, RDC: Rép.Democratic of Congo, ICO: Cote d'ivoire , SW: Swaziland

17 Congolese from the DRC from mixed families were resettled on 2024

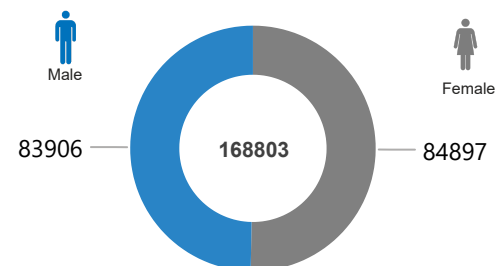
A) Person with specific needs



B) Top 5 Occupation



C) Situation of refugee children of school age(6-17years)



Key figures on refugees and asylum seekers in the DRC

Registration

525 630
Registered on individual basis
refugees | Asylum seekers

10126
Refugees and asylum seekers
registered on 2024

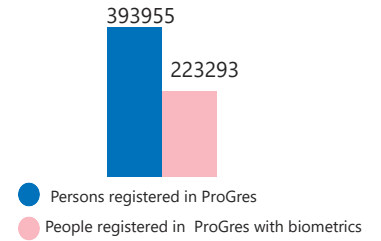
393955
Refugees and asylum seekers
registered in ProGres

Refugees Asylum seekers

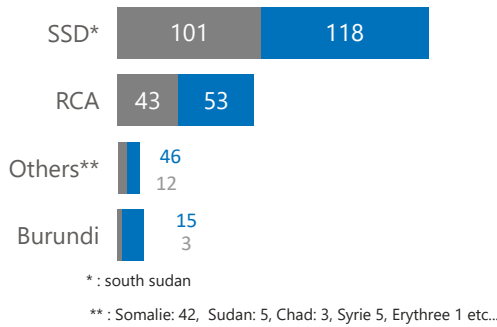
81%	Women and children	77%
57%	Children(0-17ans)	56%
40%	Adults(18-59ans)	41%
3%	Elderly(60+)	4%

223 293


Refugees and asylum seekers aged 5+ years
registered in ProProGres with biometrics in
2024



New arrivals by country of origin



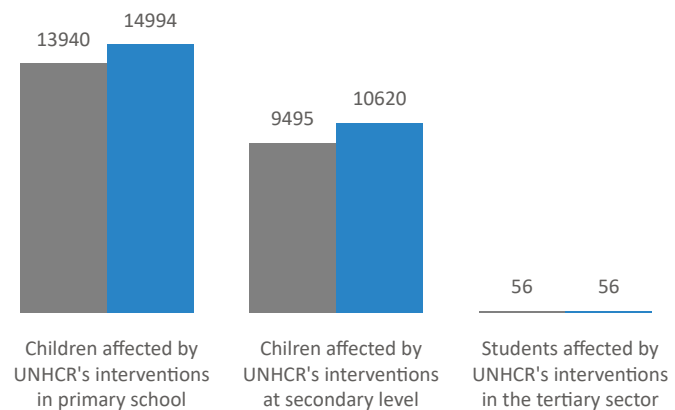
Registration trend by new arrival during the year



Documentation (issued by the Government):

- All individuals registered in ProGres have at least one protection document, **393955** persons.
- **131675** Rwandan refugees not yet registered in ProGres without any document protection.
- **1569** children born in 2024; **378** received birth certificate with help of government.
- **27389** Persons with refugees card.

Pocs enrolled in the national education system (2023 national report)



Population Trend by year(2019 - 2024)

