

ITALY WEEKLY SNAPSHOT (09 SEP - 15 SEP 2024)

Sea arrivals ¹

43,804

year-to-date arrivals

2,569

month-to-date arrivals

127,200

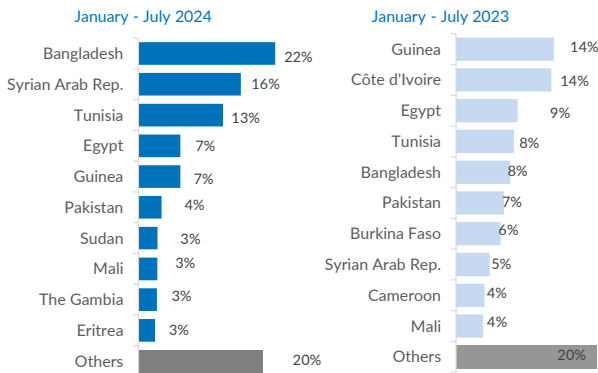
year-to-date arrivals in 2023

-66%
12,588

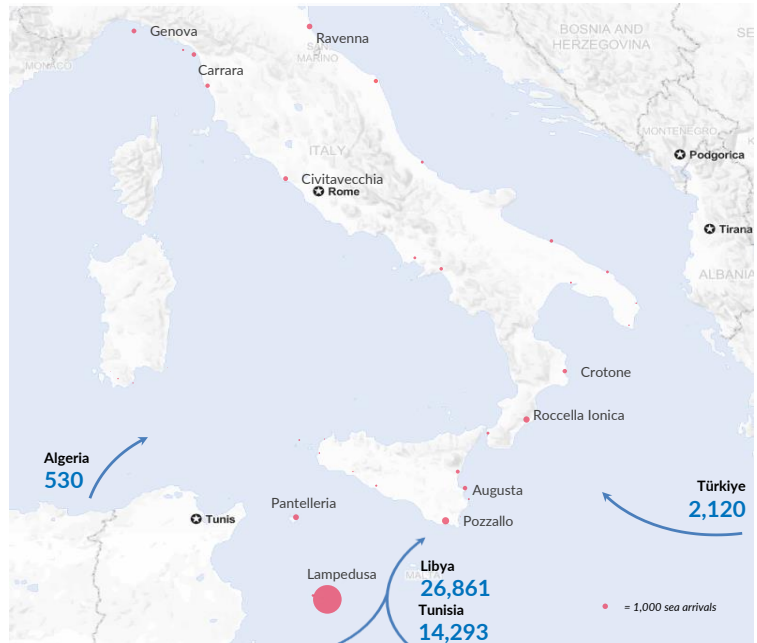
month-to-date arrivals in 2023

-80%

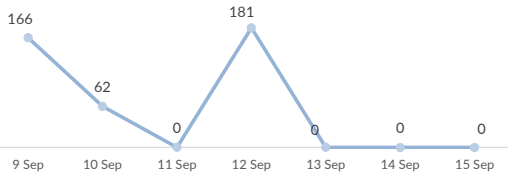
Top 10 most common countries of origin



Sea Arrivals in 2024 by disembarkation site



Daily sea arrivals last week (09 Sep - 15 Sep 2024)



Sea arrivals by gender and age, Jan - Jul 2024

74% - Men

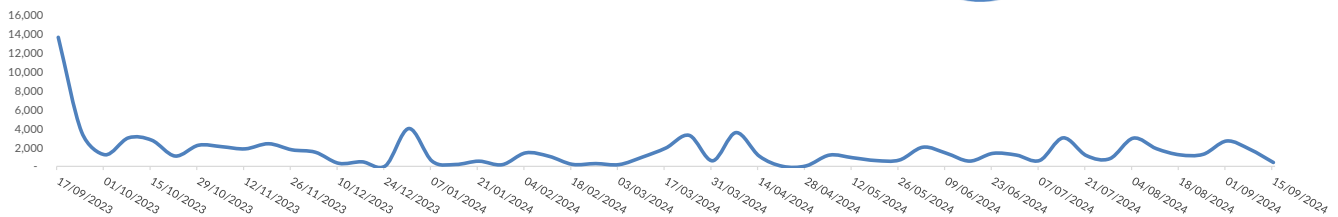


7% - Women

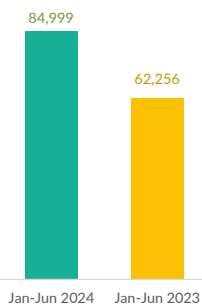
5% - Children (accompanied)

14% - Children (unaccompanied)

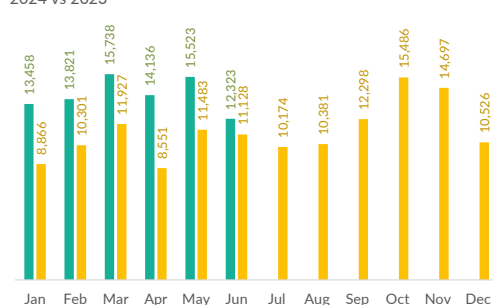
Weekly sea arrivals last year



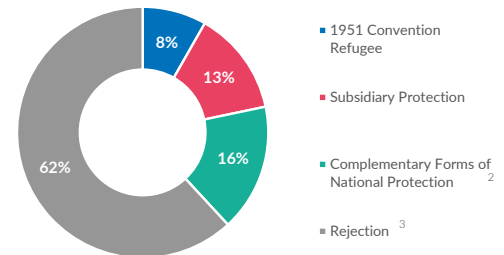
Asylum applications, Jan-Jun 2024 vs Jan-Jun 2023



Asylum applications by month, Applications are not necessarily lodged by new arrivals 2024 vs 2023



First-Instance RSD Decisions, Jan-Jun 2024


 Total first-instance decisions (Jan-Jun 2024)
 Total pending cases (as of Jun 24)

36,736
180,084

¹ The charts above are based on figures from the Italian Ministry of Interior and UNHCR estimates. All figures are provisional and subject to change. Please note that, in addition to sea arrivals, Italy also receives land arrivals and air arrivals. The present document focuses on sea arrivals only, as per official figures provided by the Italian Ministry of Interior.

² Complementary forms of national protection include decisions granting authorization to stay for humanitarian reasons under national law to persons who are not eligible for international protection, but nonetheless at risk of violation of articles 3 and 8 of the ECHR in case of return.

³ Rejection includes all cases closed, including decisions not taken on the merits, such as inadmissibility decisions and no-shows.

⁴ Source: Ministry of Interior. This includes pending cases at first and second instance.