PROTECTION & SOLUTIONS MONITORING NETWORK (PSMN)

AWDAL, SOMALIA | AUGUST 2024

UNHCR The UN Refugee Agency | Somalia

	AUGUST 2024	IN 2024
# OF INCIDENTS THAT CAUSED DISPLACEMENT	62	86
# OF NEWLY DISPLACED POPULATION	432	670
# OF PROTECTION VIOLATIONS RECORDED[1]	102	338

[1]Some protection violations were not recorded due to security risks in some regions.

TRIGGERS OF DISPLACEMENT (AUGUST 2024 IN %)

Drought	0%
Flood	0%
Other	100%
Conflict	0%

DEMOGRAPHICS (AUGUST 2024)[3]

Girls	Boys	Women	Men	Elderly
142	143	67	58	21

[3]Disaggregated data for displaced persons are based on those displacement reports where data has been collected at household level.

PROTECTION VIOLATIONS CONCERNING CHILDREN, WOMEN AND MINORITIES (2024 IN %)

Children	Girls & Women	Minorities[2]
29%	97%	0%

[2]Members of minority clans include the Benadiri, Bantu, AUGUSTIe, Barawans, Gardere, Yakabur and Rahanweyne.

SPECIFIC NEEDS OF THOSE WHO EXPERIENCED PROTECTION VIOLATIONS (IN 2024)[4]

Child at risk	Women at risk	Disabilities	Elderly at risk	Others[5]
2%	98%	0%	0%	0%

[4]In Aug 2024, 102 specific needs were recorded of those individuals who experienced protection violations.
[5]Others who are at risk include the following categories family unit, specific legal and physical protection needs, unaccompanied or seperate child, pregnant or lactating, serious medical condition, single parent, SGBV and torture. Individuals can have multiple vulnerabilities

IDP FLOW MOVEMENT (JAN - AUG 2024)

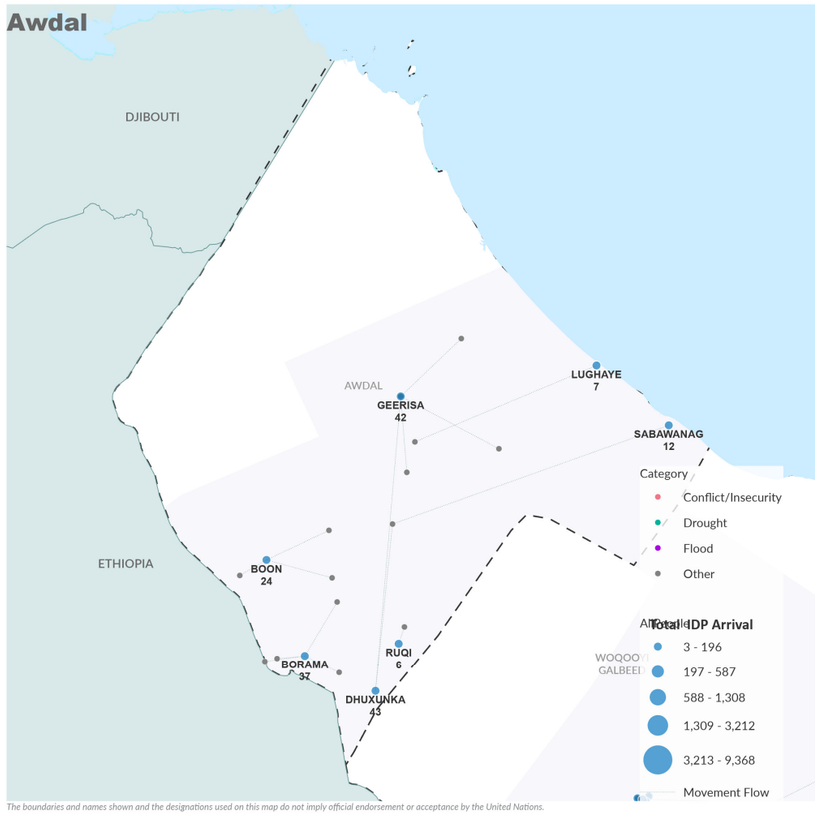

The district in the Awdal region with the highest number of recorded displacement incidents was Borama (302).

38 individuals were displaced to the Borama settlement, making it the largest displacement incident due to Other.

The district in the Awdal region with the second highest number of recorded displacement incidents was Lughaye(53).

36 individuals were displaced to the Geerisa settlement, making it the second largest displacement incident due to Other.

The district in the Awdal region with the third highest numbered of recorded displacement incidents was Baki(46).

35 individuals were displaced to Xalimaale settlement, making it the third largest displacement incident due to Other.

In June 2024, 6% of protection violations across Somalia were recorded in Awdal region.

Borama district had the highest recorded percentage of protection violations across the Awdal region (100%).

The highest recorded protection violations in the region from Jan to Aug 2024 include the following:

- Domestic Violence (62%)
- Attempted rape (18%).

Borama district recorded with the highest number of protection violations in the region from January 2016 to August 2024 (1696).

Top 3 Protection Risks Identified

1. Child and forced family separation
2. Gender-based violence
3. -

PRIORITY NEED ON ARRIVAL (AUGUST 2024 IN %)

Food	0%
Water	0%
Shelter	0%
Health	0%
Protection[4]	0%
Livelihood	100%
Transport	0%
Other	0%

[6]Protection figures are underreported due to the concerns related to the sensitivey of this topic in the context of Somalia.

This dashboard should be read in conjunction with the notes on PSMN Methodology which outline the approach and certain limitations. More information on Somalia can be found on the UNHCR Somalia Data Portal. For more statistical information related to Protection Monitoring and Displacement, visit PSMN interactive portal (https://prmn-somalia.unhcr.org). Contact: sommopmn@unhcr.org

UNHCR is grateful for the generous contributions of donors who have directly contributed to the UNHCR Somalia operation in 2024

Implemented by: NRC NORWEGIAN REFUGEE COUNCIL

Internal Displacement Solutions Fund | From the People of Japan | USA for UNHCR The UN Refugee Agency

PROTECTION & SOLUTIONS MONITORING NETWORK (PSMN)

BAKOOL, SOMALIA | AUGUST 2024

UNHCR The UN Refugee Agency | Somalia

	AUGUST 2024	IN 2024
# OF INCIDENTS THAT CAUSED DISPLACEMENT	160	1113
# OF NEWLY DISPLACED POPULATION	1067	11052
# OF PROTECTION VIOLATIONS RECORDED[1]	80	720

[1]Some protection violations were not recorded due to security risks in some regions.

TRIGGERS OF DISPLACEMENT (AUGUST 2024 IN %)

Drought	0%
Flood	0%
Other	18%
Conflict	82%

DEMOGRAPHICS (AUGUST 2024)[3]

Girls	Boys	Women	Men	Elderly
352	354	166	142	53

[3]Disaggregated data for displaced persons are based on those displacement reports where data has been collected at household level.

PROTECTION VIOLATIONS CONCERNING CHILDREN, WOMEN AND MINORITIES (2024 IN %)

Children	Girls & Women	Minorities[2]
24%	91%	0%

[2]Members of minority clans include the Benadiri, Bantu, AUGUSTIe, Barawans, Gardere, Yakabur and Rahanweyne.

SPECIFIC NEEDS OF THOSE WHO EXPERIENCED PROTECTION VIOLATIONS (IN 2024)[4]

Child at risk	Women at risk	Disabilities	Elderly at risk	Others[5]
57%	43%	0%	0%	0%

[4]In Aug 2024, 128 specific needs were recorded of those individuals who experienced protection violations.
[5]Others who are at risk include the following categories family unit, specific legal and physical protection needs, unaccompanied or seperate child, pregnant or lactating, serious medical condition, single parent, SGBV and torture.
Individuals can have multiple vulnerabilities

IDP FLOW MOVEMENT (JAN - AUG 2024)

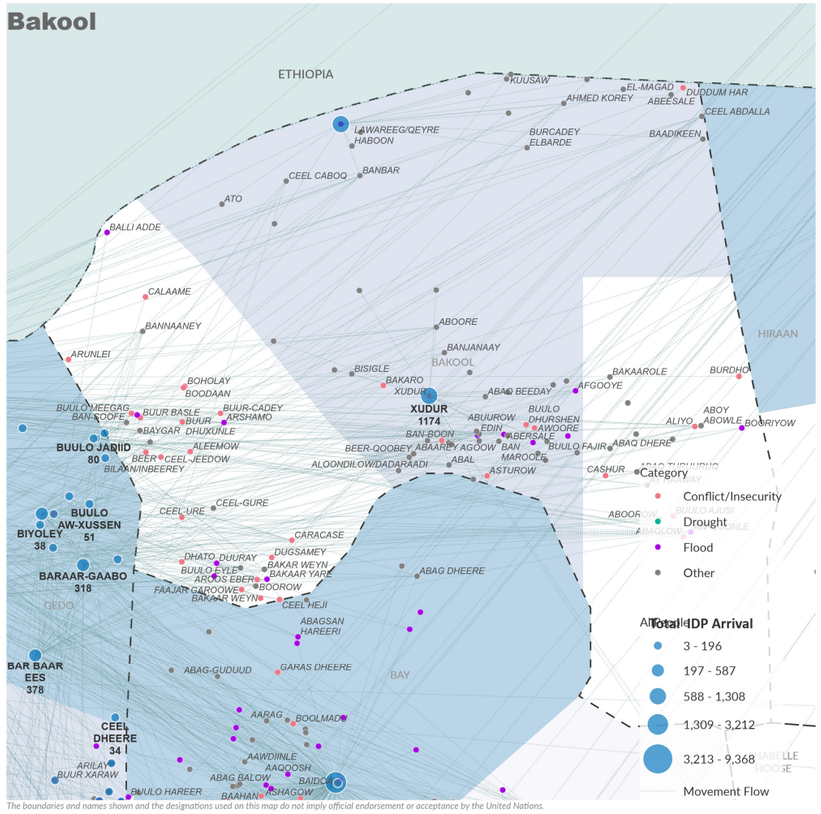

The boundaries and names shown and the designations used on this map do not imply official endorsement or acceptance by the United Nations.

The district in the Bakool region with the highest number of recorded displacement incidents was Ceel Barde (590).

487 individuals were displaced to the Ceel Barde settlement, making it the largest displacement incident due to Conflict/Insecurity.

The district in the Bakool region with the second highest number of recorded displacement incidents was Xudur(477).

377 individuals were displaced to the Xudur settlement, making it the second largest displacement incident due to Conflict/Insecurity.

The district in the Bakool region with the third highest numbered of recorded displacement incidents was -(0).

98 individuals were displaced to Ceel Barde settlement, making it the third largest displacement incident due to Other.

In June 2024, 5% of protection violations across Somalia were recorded in Bakool region.

Ceel Barde district had the highest recorded percentage of protection violations across the Bakool region (85%).

The highest recorded protection violations in the region from Jan to Aug 2024 include the following:

- Domestic Violence (73%)
- Female Genital Mutilation (FGM) (9%).

Ceel Barde district recorded with the highest number of protection violations in the region from January 2016 to August 2024 (1459).

Top 3 Protection Risks Identified

1. Disinformation and denial of access to information
2. Gender-based violence
3. Psychological/emotional abuse or inflicted distress

PRIORITY NEED ON ARRIVAL (AUGUST 2024 IN %)

Food	90%
Water	0%
Shelter	0%
Health	1%
Protection[4]	0%
Livelihood	0%
Transport	0%
Other	9%

[6]Protection figures are underreported due to the concerns related to the sensitivey of this topic in the context of Somalia.

This dashboard should be read in conjunction with the notes on PSMN Methodology which outline the approach and certain limitations. More information on Somalia can be found on the UNHCR Somalia Data Portal. For more statistical information related to Protection Monitoring and Displacement, visit PSMN interactive portal (https://prmn-somalia.unhcr.org). Contact: sommopmn@unhcr.org

UNHCR is grateful for the generous contributions of donors who have directly contributed to the UNHCR Somalia operation in 2024

Implemented by: NRC NORWEGIAN REFUGEE COUNCIL

Internal Displacement Solutions Fund | From the People of Japan | USA for UNHCR The UN Refugee Agency

PROTECTION & SOLUTIONS MONITORING NETWORK (PSMN)

BANADIR, SOMALIA | AUGUST 2024

UNHCR The UN Refugee Agency | Somalia

	AUGUST 2024	IN 2024
# OF INCIDENTS THAT CAUSED DISPLACEMENT	171	1521
# OF NEWLY DISPLACED POPULATION	1050	23571
# OF PROTECTION VIOLATIONS RECORDED[1]	178	1250

[1]Some protection violations were not recorded due to security risks in some regions.

TRIGGERS OF DISPLACEMENT (AUGUST 2024 IN %)

Drought	0%
Flood	1%
Other	0%
Conflict	99%

DEMOGRAPHICS (AUGUST 2024)[3]

Girls	Boys	Women	Men	Elderly
346	348	164	140	52

[3]Disaggregated data for displaced persons are based on those displacement reports where data has been collected at household level.

PROTECTION VIOLATIONS CONCERNING CHILDREN, WOMEN AND MINORITIES (2024 IN %)

Children	Girls & Women	Minorities[2]
13%	48%	9%

[2]Members of minority clans include the Benadiri, Bantu, AUGUSTIe, Barawans, Gardere, Yakabur and Rahanweyne.

SPECIFIC NEEDS OF THOSE WHO EXPERIENCED PROTECTION VIOLATIONS (IN 2024)[4]

Child at risk	Women at risk	Disabilities	Elderly at risk	Others[5]
6%	16%	0%	0%	78%

[4]In Aug 2024, 42 specific needs were recorded of those individuals who experienced protection violations.
[5]Others who are at risk include the following categories family unit, specific legal and physical protection needs, unaccompanied or seperate child, pregnant or lactating, serious medical condition, single parent, SGBV and torture. Individuals can have multiple vulnerabilities

IDP FLOW MOVEMENT (JAN - AUG 2024)

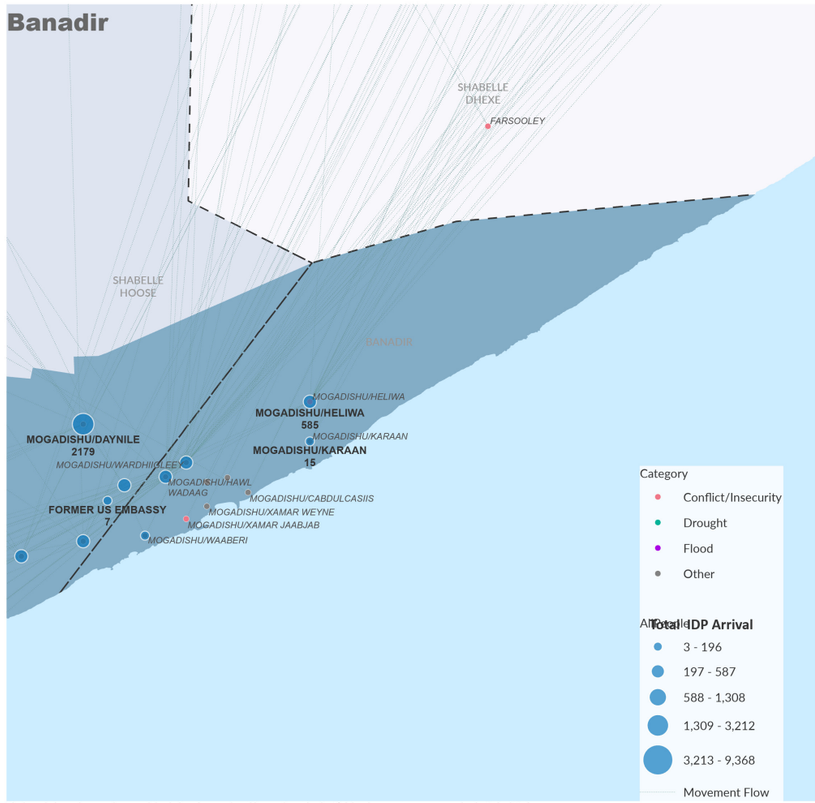

The boundaries and names shown and the designations used on this map do not imply official endorsement or acceptance by the United Nations.

The district in the Banadir region with the highest number of recorded displacement incidents was Banadir (1050).

286 individuals were displaced to the Mogadishu/ Daynile settlement, making it the largest displacement incident due to Conflict/Insecurity.

The district in the Banadir region with the second highest number of recorded displacement incidents was -(0).

222 individuals were displaced to the Mogadishu/ Dharkenley settlement, making it the second largest displacement incident due to Conflict/Insecurity.

The district in the Banadir region with the third highest numbered of recorded displacement incidents was -(0).

143 individuals were displaced to Mogadishu/ Heliwa settlement, making it the third largest displacement incident due to Conflict/Insecurity.

In June 2024, 11% of protection violations across Somalia were recorded in Banadir region.

Banadir district had the highest recorded percentage of protection violations across the Banadir region (100%).

The highest recorded protection violations in the region from Jan to Aug 2024 include the following:

- Physical Assault/Attack Not Resulting In Death (43%)
- Killing/Manslaughter (18%).

Banadir district recorded with the highest number of protection violations in the region from January 2016 to August 2024 (11127).

Top 3 Protection Risks Identified

1. Gender-based violence
2. Attacks on civilians and other unlawful killings, and attacks on civilian objects
3. Child and forced family separation

PRIORITY NEED ON ARRIVAL (AUGUST 2024 IN %)

Food	21%
Water	8%
Shelter	17%
Health	3%
Protection[4]	0%
Livelihood	40%
Transport	0%
Other	11%

[6]Protection figures are underreported due to the concerns related to the sensitivey of this topic in the context of Somalia.

This dashboard should be read in conjunction with the notes on PSMN Methodology which outline the approach and certain limitations. More information on Somalia can be found on the UNHCR Somalia Data Portal. For more statistical information related to Protection Monitoring and Displacement, visit PSMN interactive portal (https://prmn-somalia.unhcr.org). Contact: sommopmn@unhcr.org

UNHCR is grateful for the generous contributions of donors who have directly contributed to the UNHCR Somalia operation in 2024

Implemented by: NRC NORWEGIAN REFUGEE COUNCIL

Internal Displacement Solutions Fund | From the People of Japan | USA for UNHCR The UN Refugee Agency

PROTECTION & SOLUTIONS MONITORING NETWORK (PSMN)

BARI, SOMALIA | AUGUST 2024

UNHCR The UN Refugee Agency | Somalia

	AUGUST 2024	IN 2024
# OF INCIDENTS THAT CAUSED DISPLACEMENT	435	2358
# OF NEWLY DISPLACED POPULATION	3863	16966
# OF PROTECTION VIOLATIONS RECORDED[1]	154	556

[1]Some protection violations were not recorded due to security risks in some regions.

TRIGGERS OF DISPLACEMENT (AUGUST 2024 IN %)

Drought	2%
Flood	1%
Other	95%
Conflict	2%

DEMOGRAPHICS (AUGUST 2024)[3]

Girls	Boys	Women	Men	Elderly
1,274	1,280	603	515	191

[3]Disaggregated data for displaced persons are based on those displacement reports where data has been collected at household level.

PROTECTION VIOLATIONS CONCERNING CHILDREN, WOMEN AND MINORITIES (2024 IN %)

Children	Girls & Women	Minorities[2]
1%	99%	31%

[2]Members of minority clans include the Benadiri, Bantu, AUGUSTIe, Barawans, Gardere, Yakabur and Rahanweyne.

SPECIFIC NEEDS OF THOSE WHO EXPERIENCED PROTECTION VIOLATIONS (IN 2024)[4]

Child at risk	Women at risk	Disabilities	Elderly at risk	Others[5]
0%	99%	0%	0%	1%

[4]In Aug 2024, 134 specific needs were recorded of those individuals who experienced protection violations.
[5]Others who are at risk include the following categories family unit, specific legal and physical protection needs, unaccompanied or seperate child, pregnant or lactating, serious medical condition, single parent, SGBV and torture.
Individuals can have multiple vulnerabilities

IDP FLOW MOVEMENT (JAN - AUG 2024)

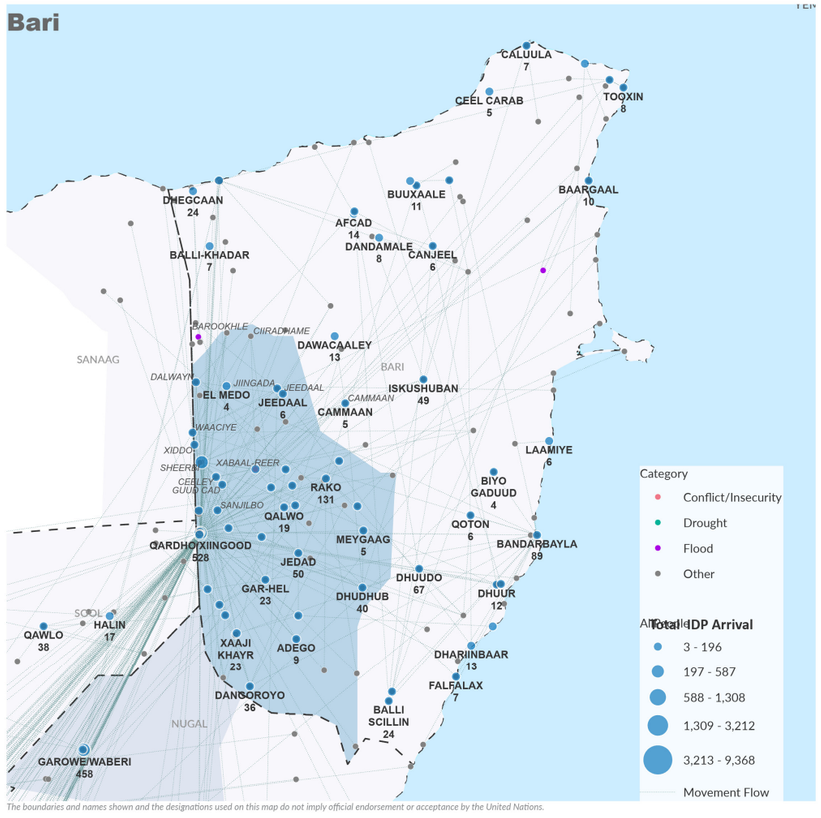

The district in the Bari region with the highest number of recorded displacement incidents was Qardho (1919).

502 individuals were displaced to the Qandala settlement, making it the largest displacement incident due to Other.

The district in the Bari region with the second highest number of recorded displacement incidents was Caluula(739).

310 individuals were displaced to the Caluula settlement, making it the second largest displacement incident due to Other.

The district in the Bari region with the third highest numbered of recorded displacement incidents was Qandala(583).

281 individuals were displaced to Xabo settlement, making it the third largest displacement incident due to Other.

In June 2024, 10% of protection violations across Somalia were recorded in Bari region.

Bossaso district had the highest recorded percentage of protection violations across the Bari region (100%).

The highest recorded protection violations in the region from Jan to Aug 2024 include the following:

- Domestic Violence (76%)
- Physical Assault/Attack Not Resulting In Death (14%).

Bossaso district recorded with the highest number of protection violations in the region from January 2016 to August 2024 (2636).

Top 3 Protection Risks Identified

1. Disinformation and denial of access to information
2. Gender-based violence
3. Child, early or forced marriage

PRIORITY NEED ON ARRIVAL (AUGUST 2024 IN %)

Food	3%
Water	0%
Shelter	5%
Health	3%
Protection[4]	0%
Livelihood	78%
Transport	0%
Other	11%

[6]Protection figures are underreported due to the concerns related to the sensitivey of this topic in the context of Somalia.

This dashboard should be read in conjunction with the notes on PSMN Methodology which outline the approach and certain limitations. More information on Somalia can be found on the UNHCR Somalia Data Portal. For more statistical information related to Protection Monitoring and Displacement, visit PSMN interactive portal (https://prmn-somalia.unhcr.org). Contact: sommopmn@unhcr.org

UNHCR is grateful for the generous contributions of donors who have directly contributed to the UNHCR Somalia operation in 2024

Implemented by: NRC NORWEGIAN REFUGEE COUNCIL

Internal Displacement Solutions Fund

From the People of Japan

USA for UNHCR The UN Refugee Agency

PROTECTION & SOLUTIONS MONITORING NETWORK (PSMN)

BAY, SOMALIA | AUGUST 2024

UNHCR The UN Refugee Agency | Somalia

	AUGUST 2024	IN 2024
# OF INCIDENTS THAT CAUSED DISPLACEMENT	519	2695
# OF NEWLY DISPLACED POPULATION	3232	28209
# OF PROTECTION VIOLATIONS RECORDED[1]	74	420

[1]Some protection violations were not recorded due to security risks in some regions.

TRIGGERS OF DISPLACEMENT (AUGUST 2024 IN %)

Drought	0%
Flood	0%
Other	100%
Conflict	0%

DEMOGRAPHICS (AUGUST 2024)[3]

Girls	Boys	Women	Men	Elderly
1,066	1,071	504	430	160

[3]Disaggregated data for displaced persons are based on those displacement reports where data has been collected at household level.

PROTECTION VIOLATIONS CONCERNING CHILDREN, WOMEN AND MINORITIES (2024 IN %)

Children	Girls & Women	Minorities[2]
1%	52%	0%

[2]Members of minority clans include the Benadiri, Bantu, AUGUSTIe, Barawans, Gardere, Yakabur and Rahanweyne.

SPECIFIC NEEDS OF THOSE WHO EXPERIENCED PROTECTION VIOLATIONS (IN 2024)[4]

Child at risk	Women at risk	Disabilities	Elderly at risk	Others[5]
0%	4%	0%	0%	96%

[4]In Aug 2024, 74 specific needs were recorded of those individuals who experienced protection violations.
[5]Others who are at risk include the following categories family unit, specific legal and physical protection needs, unaccompanied or seperate child, pregnant or lactating, serious medical condition, single parent, SGBV and torture. Individuals can have multiple vulnerabilities

IDP FLOW MOVEMENT (JAN - AUG 2024)

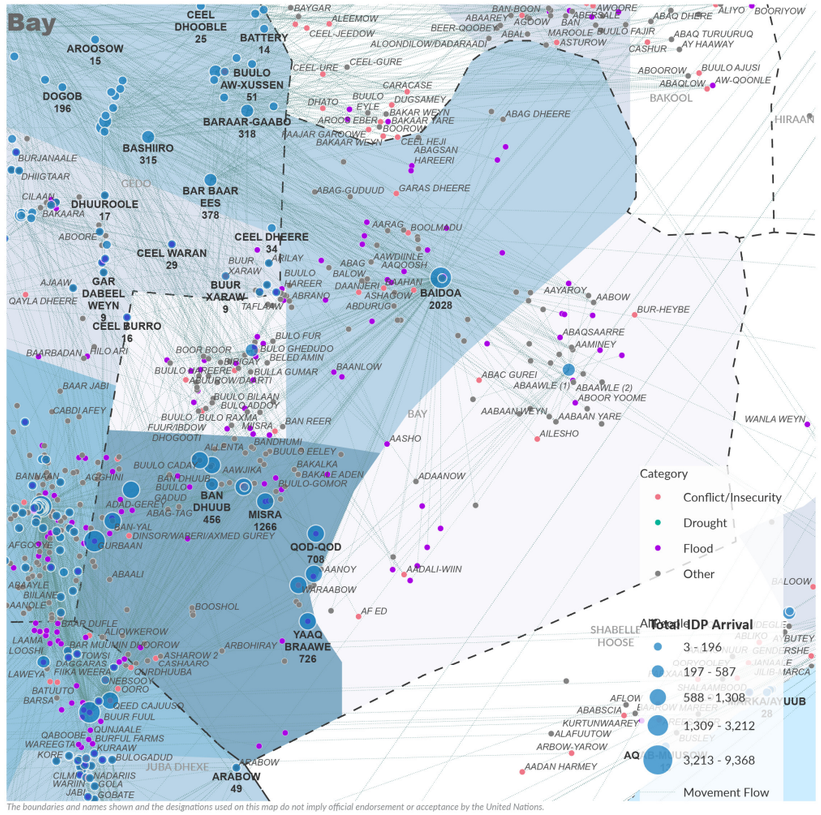

The district in the Bay region with the highest number of recorded displacement incidents was Baidoa (2206).

1604 individuals were displaced to the Baidoa settlement, making it the largest displacement incident due to Other.

The district in the Bay region with the second highest number of recorded displacement incidents was Qansax Dheere(479).

479 individuals were displaced to the Qansax Dheere settlement, making it the second largest displacement incident due to Other.

The district in the Bay region with the third highest numbered of recorded displacement incidents was Diinsoor(339).

339 individuals were displaced to Diinsoor settlement, making it the third largest displacement incident due to Other.

In June 2024, 5% of protection violations across Somalia were recorded in Bay region.

Baidoa district had the highest recorded percentage of protection violations across the Bay region (62%).

The highest recorded protection violations in the region from Jan to Aug 2024 include the following:

- Torture (37%)
- Rape (26%).

Baidoa district recorded with the highest number of protection violations in the region from January 2016 to August 2024 (3805).

Top 3 Protection Risks Identified

1. Unlawful impediments or restrictions to freedom of movement, siege and forced displacement.
2. Torture or cruel, inhuman, degrading treatment or punishment
3. -

PRIORITY NEED ON ARRIVAL (AUGUST 2024 IN %)

Food	100%
Water	0%
Shelter	0%
Health	0%
Protection[4]	0%
Livelihood	0%
Transport	0%
Other	0%

[6]Protection figures are underreported due to the concerns related to the sensitivey of this topic in the context of Somalia.

This dashboard should be read in conjunction with the notes on PSMN Methodology which outline the approach and certain limitations. More information on Somalia can be found on the UNHCR Somalia Data Portal. For more statistical information related to Protection Monitoring and Displacement, visit PSMN interactive portal (https://prmn-somalia.unhcr.org). Contact: sommopmn@unhcr.org

UNHCR is grateful for the generous contributions of donors who have directly contributed to the UNHCR Somalia operation in 2024

Implemented by: NRC NORWEGIAN REFUGEE COUNCIL

Internal Displacement Solutions Fund | From the People of Japan | USA for UNHCR The UN Refugee Agency

PROTECTION & SOLUTIONS MONITORING NETWORK (PSMN)

GALGADUUD, SOMALIA | AUGUST 2024

UNHCR The UN Refugee Agency | Somalia

	AUGUST 2024	IN 2024
# OF INCIDENTS THAT CAUSED DISPLACEMENT	3	22
# OF NEWLY DISPLACED POPULATION	60	12687
# OF PROTECTION VIOLATIONS RECORDED[1]	46	98

[1]Some protection violations were not recorded due to security risks in some regions.

TRIGGERS OF DISPLACEMENT (AUGUST 2024 IN %)

Drought	0%
Flood	0%
Other	100%
Conflict	0%

DEMOGRAPHICS (AUGUST 2024)[3]

Girls	Boys	Women	Men	Elderly
20	20	9	8	3

[3]Disaggregated data for displaced persons are based on those displacement reports where data has been collected at household level.

PROTECTION VIOLATIONS CONCERNING CHILDREN, WOMEN AND MINORITIES (2024 IN %)

Children	Girls & Women	Minorities[2]
31%	34%	0%

[2]Members of minority clans include the Benadiri, Bantu, AUGUSTIe, Barawans, Gardere, Yakabur and Rahanweyne.

SPECIFIC NEEDS OF THOSE WHO EXPERIENCED PROTECTION VIOLATIONS (IN 2024)[4]

Child at risk	Women at risk	Disabilities	Elderly at risk	Others[5]
22%	25%	0%	29%	24%

[4]In Aug 2024, 78 specific needs were recorded of those individuals who experienced protection violations.
[5]Others who are at risk include the following categories family unit, specific legal and physical protection needs, unaccompanied or seperate child, pregnant or lactating, serious medical condition, single parent, SGBV and torture.
Individuals can have multiple vulnerabilities

IDP FLOW MOVEMENT (JAN - AUG 2024)

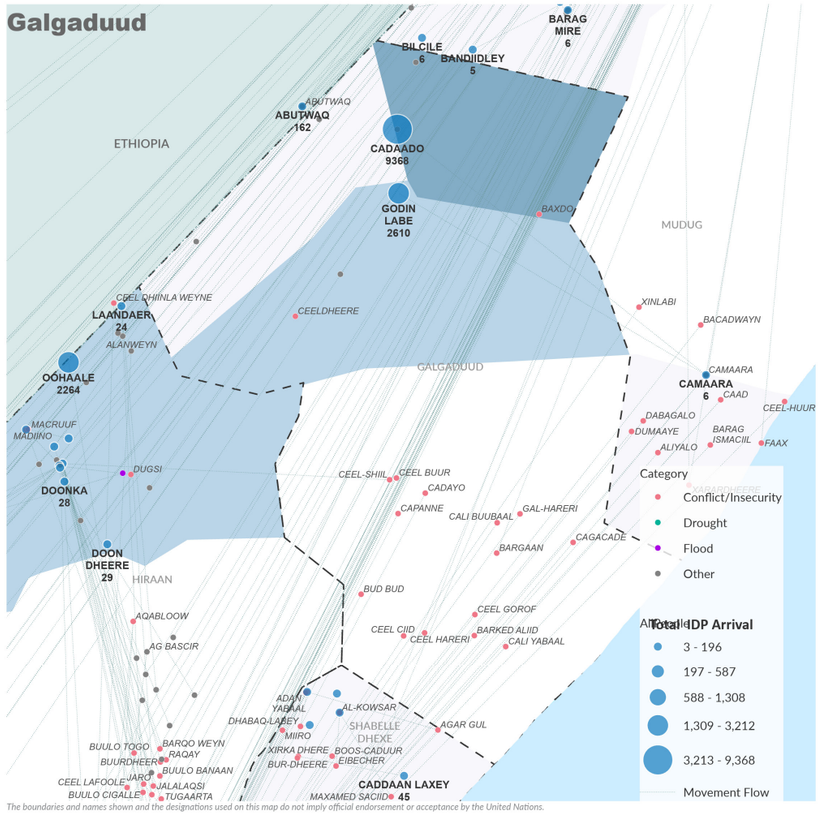

The district in the Galgaduud region with the highest number of recorded displacement incidents was Cabudwaaq (60).

60 individuals were displaced to the Abutwaq settlement, making it the largest displacement incident due to Other.

The district in the Galgaduud region with the second highest number of recorded displacement incidents was -(0).

0 individuals were displaced to the - settlement, making it the second largest displacement incident due to -.

The district in the Galgaduud region with the third highest numbered of recorded displacement incidents was -(0).

0 individuals were displaced to - settlement, making it the third largest displacement incident due to -.

In June 2024, 3% of protection violations across Somalia were recorded in Galgaduud region.

Cabudwaaq district had the highest recorded percentage of protection violations across the Galgaduud region (48%).

The highest recorded protection violations in the region from Jan to Aug 2024 include the following:

- Killing/Manslaughter (41%)
- Rape (28%).

Dhuusamarreeb district recorded with the highest number of protection violations in the region from January 2016 to August 2024 (554).

Top 3 Protection Risks Identified

1. Child, early or forced marriage
2. Child, early or forced marriage
3. Gender-based violence

PRIORITY NEED ON ARRIVAL (AUGUST 2024 IN %)

Food	0%
Water	0%
Shelter	0%
Health	0%
Protection[4]	0%
Livelihood	100%
Transport	0%
Other	0%

[6]Protection figures are underreported due to the concerns related to the sensitivety of this topic in the context of Somalia.

This dashboard should be read in conjunction with the notes on PSMN Methodology which outline the approach and certain limitations. More information on Somalia can be found on the UNHCR Somalia Data Portal. For more statistical information related to Protection Monitoring and Displacement, visit PSMN interactive portal (https://prmn-somalia.unhcr.org). Contact: sommopmn@unhcr.org

UNHCR is grateful for the generous contributions of donors who have directly contributed to the UNHCR Somalia operation in 2024

Implemented by: NRC NORWEGIAN REFUGEE COUNCIL

Internal Displacement Solutions Fund | From the People of Japan | USA for UNHCR The UN Refugee Agency

PROTECTION & SOLUTIONS MONITORING NETWORK (PSMN)

GEDO, SOMALIA | AUGUST 2024

UNHCR The UN Refugee Agency | Somalia

	AUGUST 2024	IN 2024
# OF INCIDENTS THAT CAUSED DISPLACEMENT	393	4442
# OF NEWLY DISPLACED POPULATION	2809	80522
# OF PROTECTION VIOLATIONS RECORDED[1]	0	36

[1]Some protection violations were not recorded due to security risks in some regions.

TRIGGERS OF DISPLACEMENT (AUGUST 2024 IN %)

Drought	0%
Flood	22%
Other	41%
Conflict	38%

DEMOGRAPHICS (AUGUST 2024)[3]

Girls	Boys	Women	Men	Elderly
927	931	438	374	139

[3]Disaggregated data for displaced persons are based on those displacement reports where data has been collected at household level.

PROTECTION VIOLATIONS CONCERNING CHILDREN, WOMEN AND MINORITIES (2024 IN %)

Children	Girls & Women	Minorities[2]
28%	44%	3%

[2]Members of minority clans include the Benadiri, Bantu, AUGUSTIe, Barawans, Gardere, Yakabur and Rahanweyne.

SPECIFIC NEEDS OF THOSE WHO EXPERIENCED PROTECTION VIOLATIONS (IN 2024)[4]

Child at risk	Women at risk	Disabilities	Elderly at risk	Others[5]
0%	0%	18%	0%	82%

[4]In Aug 2024, 0 specific needs were recorded of those individuals who experienced protection violations.
[5]Others who are at risk include the following categories family unit, specific legal and physical protection needs, unaccompanied or seperate child, pregnant or lactating, serious medical condition, single parent, SGBV and torture. Individuals can have multiple vulnerabilities

IDP FLOW MOVEMENT (JAN - AUG 2024)

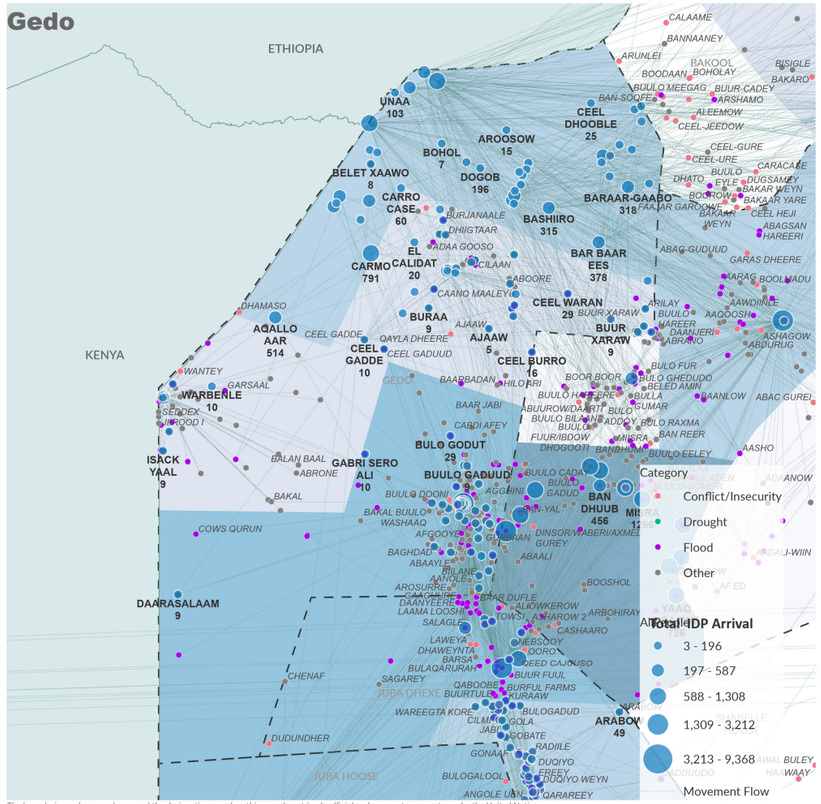

The boundaries and names shown and the designations used on this map do not imply official endorsement or acceptance by the United Nations.

The district in the Gedo region with the highest number of recorded displacement incidents was Doolow (978).

355 individuals were displaced to the Bantaal settlement, making it the largest displacement incident due to Other.

The district in the Gedo region with the second highest number of recorded displacement incidents was Baardheere(748).

215 individuals were displaced to the Bantaal settlement, making it the second largest displacement incident due to Conflict/Insecurity.

The district in the Gedo region with the third highest numbered of recorded displacement incidents was Luuq(549).

184 individuals were displaced to Aboow settlement, making it the third largest displacement incident due to Other.

In June 2024, 0% of protection violations across Somalia were recorded in Gedo region.

- district had the highest recorded percentage of protection violations across the Gedo region (0%).

The highest recorded protection violations in the region from Jan to Aug 2024 include the following:

- Physical Assault/Attack Not Resulting In Death (33%)
- Female Genital Mutilation (FGM) (19%).

Baardheere district recorded with the highest number of protection violations in the region from January 2016 to August 2024 (514).

Top 3 Protection Risks Identified

1. Attacks on civilians and other unlawful killings, and attacks on civilian objects
2. Theft, extortion, forced eviction or destruction of personal property
3. Gender-based violence

PRIORITY NEED ON ARRIVAL (AUGUST 2024 IN %)

Food	95%
Water	0%
Shelter	0%
Health	0%
Protection[4]	0%
Livelihood	0%
Transport	0%
Other	5%

[6]Protection figures are underreported due to the concerns related to the sensitivity of this topic in the context of Somalia.

This dashboard should be read in conjunction with the notes on PSMN Methodology which outline the approach and certain limitations. More information on Somalia can be found on the UNHCR Somalia Data Portal. For more statistical information related to Protection Monitoring and Displacement, visit PSMN interactive portal (https://prmn-somalia.unhcr.org). Contact: sommopmn@unhcr.org

UNHCR is grateful for the generous contributions of donors who have directly contributed to the UNHCR Somalia operation in 2024

Implemented by: NRC NORWEGIAN REFUGEE COUNCIL

Internal Displacement Solutions Fund | From the People of Japan | USA for UNHCR The UN Refugee Agency

PROTECTION & SOLUTIONS MONITORING NETWORK (PSMN)

HIRAAN, SOMALIA | AUGUST 2024

UNHCR The UN Refugee Agency | Somalia

	AUGUST 2024	IN 2024
# OF INCIDENTS THAT CAUSED DISPLACEMENT	125	211
# OF NEWLY DISPLACED POPULATION	806	55029
# OF PROTECTION VIOLATIONS RECORDED[1]	12	30

[1]Some protection violations were not recorded due to security risks in some regions.

TRIGGERS OF DISPLACEMENT (AUGUST 2024 IN %)

Drought	83%
Flood	0%
Other	0%
Conflict	17%

DEMOGRAPHICS (AUGUST 2024)[3]

Girls	Boys	Women	Men	Elderly
266	267	126	107	40

[3]Disaggregated data for displaced persons are based on those displacement reports where data has been collected at household level.

PROTECTION VIOLATIONS CONCERNING CHILDREN, WOMEN AND MINORITIES (2024 IN %)

Children	Girls & Women	Minorities[2]
13%	37%	0%

[2]Members of minority clans include the Benadiri, Bantu, AUGUSTIe, Barawans, Gardere, Yakabur and Rahanweyne.

SPECIFIC NEEDS OF THOSE WHO EXPERIENCED PROTECTION VIOLATIONS (IN 2024)[4]

Child at risk	Women at risk	Disabilities	Elderly at risk	Others[5]
0%	100%	0%	0%	0%

[4]In Aug 2024, 0 specific needs were recorded of those individuals who experienced protection violations.
[5]Others who are at risk include the following categories family unit, specific legal and physical protection needs, unaccompanied or seperate child, pregnant or lactating, serious medical condition, single parent, SGBV and torture. Individuals can have multiple vulnerabilities

IDP FLOW MOVEMENT (JAN - AUG 2024)

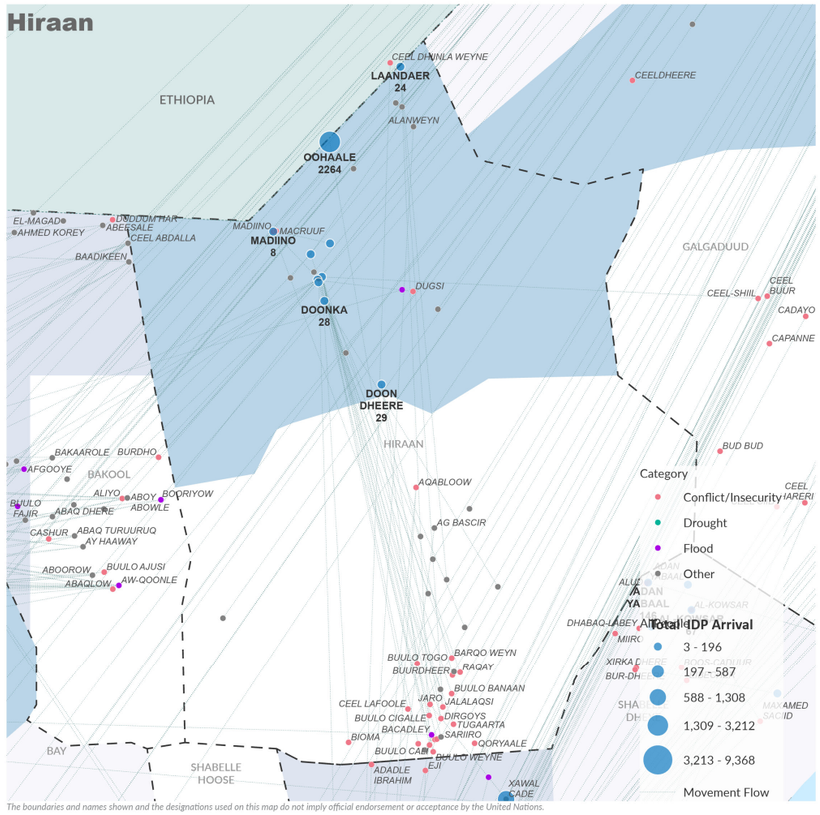

The district in the Hiraan region with the highest number of recorded displacement incidents was Belet Weyne (806).

121 individuals were displaced to the Doonka settlement, making it the largest displacement incident due to Drought.

The district in the Hiraan region with the second highest number of recorded displacement incidents was -(0).

96 individuals were displaced to the Heegan settlement, making it the second largest displacement incident due to Drought.

The district in the Hiraan region with the third highest numbered of recorded displacement incidents was -(0).

66 individuals were displaced to Lafoole settlement, making it the third largest displacement incident due to Drought.

In June 2024, 1% of protection violations across Somalia were recorded in Hiraan region.

Jalalaqsi district had the highest recorded percentage of protection violations across the Hiraan region (67%).

The highest recorded protection violations in the region from Jan to Aug 2024 include the following:

- Killing/Manslaughter (63%)
- Physical Assault/Attack Not Resulting In Death (30%).

Belet Weyne district recorded with the highest number of protection violations in the region from January 2016 to August 2024 (430).

Top 3 Protection Risks Identified

1. Child and forced family separation
2. Gender-based violence
3. Child, early or forced marriage

PRIORITY NEED ON ARRIVAL (AUGUST 2024 IN %)

Food	39%
Water	0%
Shelter	58%
Health	1%
Protection[4]	1%
Livelihood	0%
Transport	0%
Other	1%

[6]Protection figures are underreported due to the concerns related to the sensitivety of this topic in the context of Somalia.

This dashboard should be read in conjunction with the notes on PSMN Methodology which outline the approach and certain limitations. More information on Somalia can be found on the UNHCR Somalia Data Portal. For more statistical information related to Protection Monitoring and Displacement, visit PSMN interactive portal (https://prmn-somalia.unhcr.org). Contact: sommopmn@unhcr.org

UNHCR is grateful for the generous contributions of donors who have directly contributed to the UNHCR Somalia operation in 2024

Implemented by: NRC NORWEGIAN REFUGEE COUNCIL

Internal Displacement Solutions Fund | From the People of Japan | USA for UNHCR The UN Refugee Agency

PROTECTION & SOLUTIONS MONITORING NETWORK (PSMN)

LOWER JUBA, SOMALIA | AUGUST 2024

UNHCR The UN Refugee Agency | Somalia

	AUGUST 2024	IN 2024
# OF INCIDENTS THAT CAUSED DISPLACEMENT	295	2920
# OF NEWLY DISPLACED POPULATION	2102	54350
# OF PROTECTION VIOLATIONS RECORDED[1]	48	412

[1]Some protection violations were not recorded due to security risks in some regions.

TRIGGERS OF DISPLACEMENT (AUGUST 2024 IN %)

Drought	0%
Flood	0%
Other	1%
Conflict	99%

DEMOGRAPHICS (AUGUST 2024)[3]

Girls	Boys	Women	Men	Elderly
693	697	328	280	104

[3]Disaggregated data for displaced persons are based on those displacement reports where data has been collected at household level.

PROTECTION VIOLATIONS CONCERNING CHILDREN, WOMEN AND MINORITIES (2024 IN %)

Children	Girls & Women	Minorities[2]
27%	93%	0%

[2]Members of minority clans include the Benadiri, Bantu, AUGUSTIe, Barawans, Gardere, Yakabur and Rahanweyne.

SPECIFIC NEEDS OF THOSE WHO EXPERIENCED PROTECTION VIOLATIONS (IN 2024)[4]

Child at risk	Women at risk	Disabilities	Elderly at risk	Others[5]
14%	86%	0%	0%	0%

[4]In Aug 2024, 56 specific needs were recorded of those individuals who experienced protection violations.
[5]Others who are at risk include the following categories family unit, specific legal and physical protection needs, unaccompanied or seperate child, pregnant or lactating, serious medical condition, single parent, SGBV and torture.
Individuals can have multiple vulnerabilities

IDP FLOW MOVEMENT (JAN - AUG 2024)

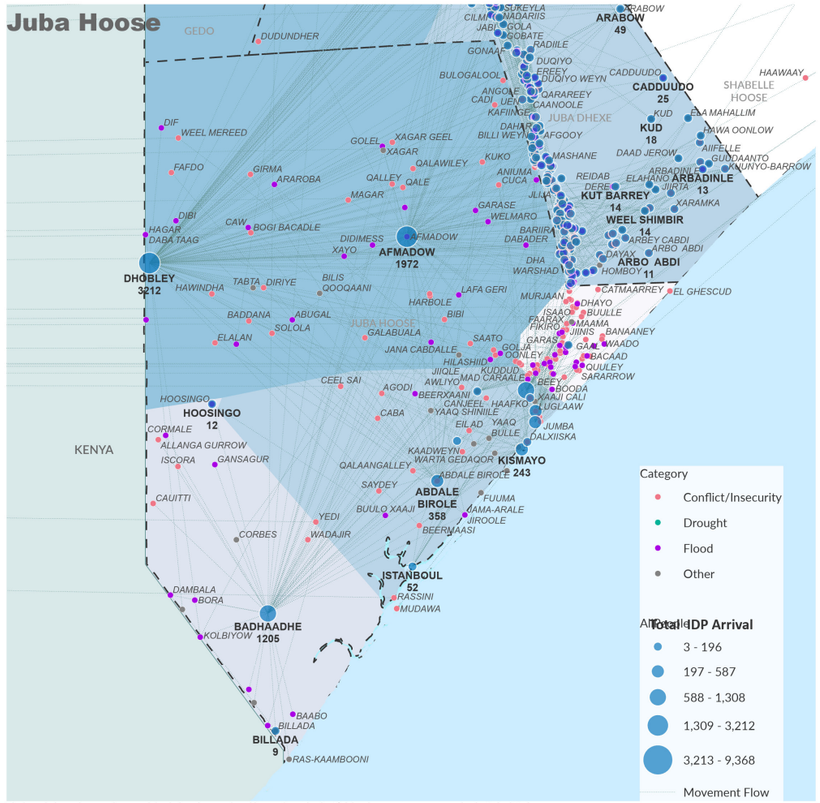

The boundaries and names shown and the designations used on this map do not imply official endorsement or acceptance by the United Nations.

The district in the Lower Juba region with the highest number of recorded displacement incidents was Afmadow (1425).

987 individuals were displaced to the Dhobley settlement, making it the largest displacement incident due to Conflict/Insecurity.

The district in the Lower Juba region with the second highest number of recorded displacement incidents was Badhaadhe(377).

411 individuals were displaced to the Afmadow settlement, making it the second largest displacement incident due to Conflict/Insecurity.

The district in the Lower Juba region with the third highest numbered of recorded displacement incidents was Kismayo(285).

301 individuals were displaced to Badhaadhe settlement, making it the third largest displacement incident due to Conflict/Insecurity.

In June 2024, 3% of protection violations across Somalia were recorded in Lower Juba region.

Afmadow district had the highest recorded percentage of protection violations across the Lower Juba region (63%).

The highest recorded protection violations in the region from Jan to Aug 2024 include the following:

- Physical Assault/Attack Not Resulting In Death (52%)
- Domestic Violence (11%).

Afmadow district recorded with the highest number of protection violations in the region from January 2016 to August 2024 (1002).

Top 3 Protection Risks Identified

1. Discrimination and stigmatization, denial of resources, opportunities, services and/or humanitarian access
2. Disinformation and denial of access to information
3. Gender-based violence

PRIORITY NEED ON ARRIVAL (AUGUST 2024 IN %)

Food	70%
Water	0%
Shelter	2%
Health	14%
Protection[4]	0%
Livelihood	1%
Transport	0%
Other	13%

[6]Protection figures are underreported due to the concerns related to the sensitivey of this topic in the context of Somalia.

This dashboard should be read in conjunction with the notes on PSMN Methodology which outline the approach and certain limitations. More information on Somalia can be found on the UNHCR Somalia Data Portal. For more statistical information related to Protection Monitoring and Displacement, visit PSMN interactive portal (https://prmn-somalia.unhcr.org). Contact: sommopmn@unhcr.org

UNHCR is grateful for the generous contributions of donors who have directly contributed to the UNHCR Somalia operation in 2024

Implemented by: NRC NORWEGIAN REFUGEE COUNCIL

Internal Displacement Solutions Fund | From the People of Japan | USA for UNHCR The UN Refugee Agency

PROTECTION & SOLUTIONS MONITORING NETWORK (PSMN)

LOWER SHABELLE, SOMALIA | AUGUST 2024

UNHCR The UN Refugee Agency | Somalia

	AUGUST 2024	IN 2024
# OF INCIDENTS THAT CAUSED DISPLACEMENT	12	153
# OF NEWLY DISPLACED POPULATION	651	6417
# OF PROTECTION VIOLATIONS RECORDED[1]	466	2351

[1]Some protection violations were not recorded due to security risks in some regions.

TRIGGERS OF DISPLACEMENT (AUGUST 2024 IN %)

Drought	0%
Flood	2%
Other	1%
Conflict	97%

DEMOGRAPHICS (AUGUST 2024)[3]

Girls	Boys	Women	Men	Elderly
215	216	102	87	32

[3]Disaggregated data for displaced persons are based on those displacement reports where data has been collected at household level.

PROTECTION VIOLATIONS CONCERNING CHILDREN, WOMEN AND MINORITIES (2024 IN %)

Children	Girls & Women	Minorities[2]
71%	81%	6%

[2]Members of minority clans include the Benadiri, Bantu, AUGUSTIe, Barawans, Gardere, Yakabur and Rahanweyne.

SPECIFIC NEEDS OF THOSE WHO EXPERIENCED PROTECTION VIOLATIONS (IN 2024)[4]

Child at risk	Women at risk	Disabilities	Elderly at risk	Others[5]
18%	80%	0%	0%	1%

[4]In Aug 2024, 432 specific needs were recorded of those individuals who experienced protection violations.
[5]Others who are at risk include the following categories family unit, specific legal and physical protection needs, unaccompanied or seperate child, pregnant or lactating, serious medical condition, single parent, SGBV and torture.
Individuals can have multiple vulnerabilities

IDP FLOW MOVEMENT (JAN - AUG 2024)

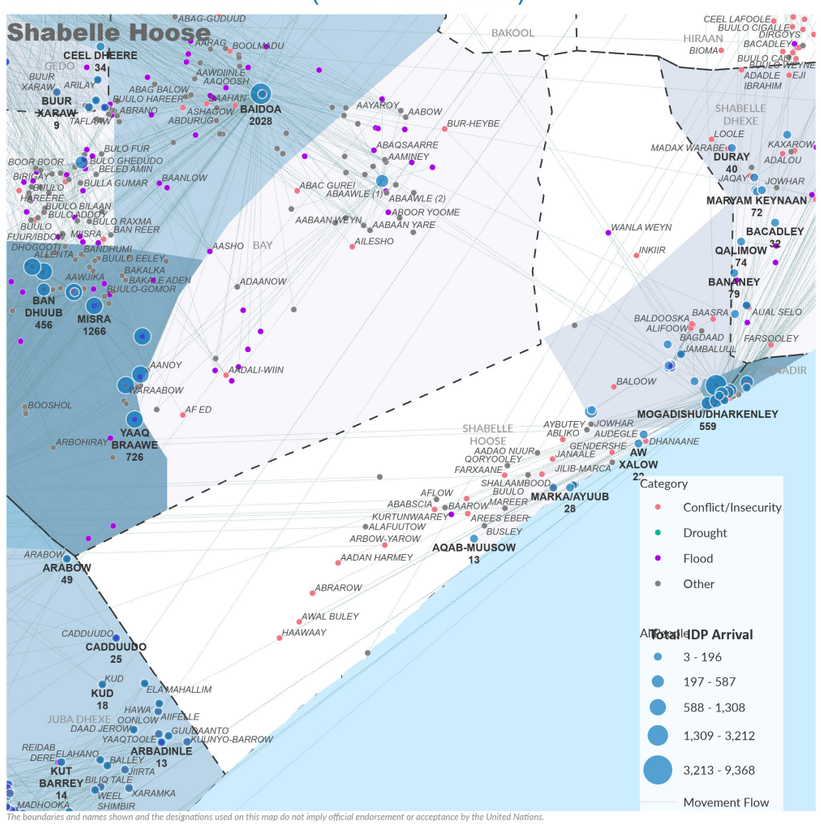

The boundaries and names shown and the designations used on this map do not imply official endorsement or acceptance by the United Nations.

The district in the Lower Shabelle region with the highest number of recorded displacement incidents was Afgooye (642).

600 individuals were displaced to the Afgooye settlement, making it the largest displacement incident due to Conflict/Insecurity.

The district in the Lower Shabelle region with the second highest number of recorded displacement incidents was Qoryooley(9).

29 individuals were displaced to the Bullalow settlement, making it the second largest displacement incident due to Conflict/Insecurity.

The district in the Lower Shabelle region with the third highest numbered of recorded displacement incidents was -(0).

13 individuals were displaced to Afgooye settlement, making it the third largest displacement incident due to Flood.

In June 2024, 29% of protection violations across Somalia were recorded in Lower Shabelle region.

Marka district had the highest recorded percentage of protection violations across the Lower Shabelle region (24%).

The highest recorded protection violations in the region from Jan to Aug 2024 include the following:

- Female Genital Mutilation (FGM) (45%)
- Domestic Violence (17%).

Marka district recorded with the highest number of protection violations in the region from January 2016 to August 2024 (3245).

Top 3 Protection Risks Identified

1. Unlawful impediments or restrictions to freedom of movement, siege and forced displacement.
2. Attacks on civilians and other unlawful killings, and attacks on civilian objects
3. Abduction, kidnapping, enforced disappearance, arbitrary or unlawful arrest and/or detention

PRIORITY NEED ON ARRIVAL (AUGUST 2024 IN %)

Food	3%
Water	0%
Shelter	0%
Health	0%
Protection[4]	1%
Livelihood	94%
Transport	0%
Other	1%

[6]Protection figures are underreported due to the concerns related to the sensitivey of this topic in the context of Somalia.

This dashboard should be read in conjunction with the notes on PSMN Methodology which outline the approach and certain limitations. More information on Somalia can be found on the UNHCR Somalia Data Portal. For more statistical information related to Protection Monitoring and Displacement, visit PSMN interactive portal (https://prmn-somalia.unhcr.org). Contact: sommopmn@unhcr.org

UNHCR is grateful for the generous contributions of donors who have directly contributed to the UNHCR Somalia operation in 2024

Implemented by: NRC NORWEGIAN REFUGEE COUNCIL

Internal Displacement Solutions Fund | From the People of Japan | USA for UNHCR The UN Refugee Agency

PROTECTION & SOLUTIONS MONITORING NETWORK (PSMN)

MIDDLE JUBA, SOMALIA | AUGUST 2024

UNHCR The UN Refugee Agency | Somalia

	AUGUST 2024	IN 2024
# OF INCIDENTS THAT CAUSED DISPLACEMENT	524	3902
# OF NEWLY DISPLACED POPULATION	3092	22395
# OF PROTECTION VIOLATIONS RECORDED[1]	20	88

[1]Some protection violations were not recorded due to security risks in some regions.

TRIGGERS OF DISPLACEMENT (AUGUST 2024 IN %)

Drought	0%
Flood	0%
Other	65%
Conflict	35%

DEMOGRAPHICS (AUGUST 2024)[3]

Girls	Boys	Women	Men	Elderly
1,020	1,025	482	412	153

[3]Disaggregated data for displaced persons are based on those displacement reports where data has been collected at household level.

PROTECTION VIOLATIONS CONCERNING CHILDREN, WOMEN AND MINORITIES (2024 IN %)

Children	Girls & Women	Minorities[2]
0%	21%	0%

[2]Members of minority clans include the Benadiri, Bantu, AUGUSTIe, Barawans, Gardere, Yakabur and Rahanweyne.

SPECIFIC NEEDS OF THOSE WHO EXPERIENCED PROTECTION VIOLATIONS (IN 2024)[4]

Child at risk	Women at risk	Disabilities	Elderly at risk	Others[5]
0%	5%	0%	0%	95%

[4]In Aug 2024, 20 specific needs were recorded of those individuals who experienced protection violations.
[5]Others who are at risk include the following categories family unit, specific legal and physical protection needs, unaccompanied or seperate child, pregnant or lactating, serious medical condition, single parent, SGBV and torture.
Individuals can have multiple vulnerabilities

IDP FLOW MOVEMENT (JAN - AUG 2024)

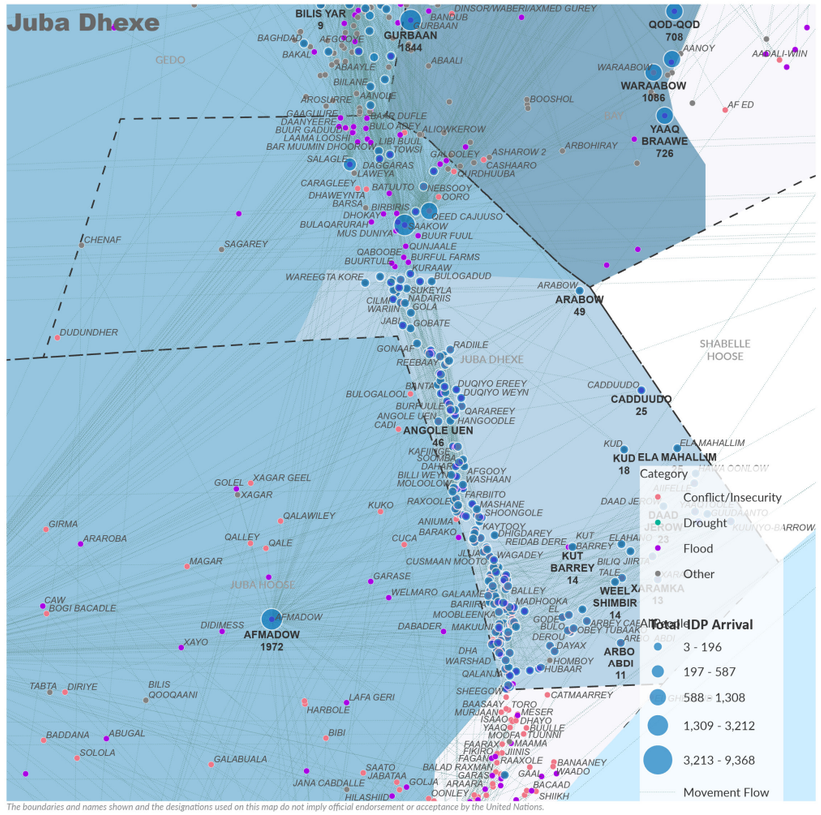

The district in the Middle Juba region with the highest number of recorded displacement incidents was Saakow (1974).

1079 individuals were displaced to the Saakow settlement, making it the largest displacement incident due to Other.

The district in the Middle Juba region with the second highest number of recorded displacement incidents was Bu'aale(559).

340 individuals were displaced to the Qeed Cajuuso settlement, making it the second largest displacement incident due to Other.

The district in the Middle Juba region with the third highest numbered of recorded displacement incidents was Jilib(559).

277 individuals were displaced to Salagle settlement, making it the third largest displacement incident due to Other.

In June 2024, 1% of protection violations across Somalia were recorded in Middle Juba region.

Saakow district had the highest recorded percentage of protection violations across the Middle Juba region (100%).

The highest recorded protection violations in the region from Jan to Aug 2024 include the following:

- Torture (31%)
- Harassment (28%).

Bu'aale district recorded with the highest number of protection violations in the region from January 2016 to August 2024 (741).

Top 3 Protection Risks Identified

1. Unlawful impediments or restrictions to freedom of movement, siege and forced displacement.
2. Child, early or forced marriage
3. Gender-based violence

PRIORITY NEED ON ARRIVAL (AUGUST 2024 IN %)

Food	88%
Water	8%
Shelter	1%
Health	0%
Protection[4]	0%
Livelihood	0%
Transport	0%
Other	3%

[6]Protection figures are underreported due to the concerns related to the sensitivity of this topic in the context of Somalia.

This dashboard should be read in conjunction with the notes on PSMN Methodology which outline the approach and certain limitations. More information on Somalia can be found on the UNHCR Somalia Data Portal. For more statistical information related to Protection Monitoring and Displacement, visit PSMN interactive portal (https://prmn-somalia.unhcr.org). Contact: sommopmn@unhcr.org

UNHCR is grateful for the generous contributions of donors who have directly contributed to the UNHCR Somalia operation in 2024

Implemented by: NRC NORWEGIAN REFUGEE COUNCIL

Internal Displacement Solutions Fund | From the People of Japan | USA for UNHCR The UN Refugee Agency

PROTECTION & SOLUTIONS MONITORING NETWORK (PSMN)

MIDDLE SHABELLE, SOMALIA | AUGUST 2024

UNHCR The UN Refugee Agency | Somalia

	AUGUST 2024	IN 2024
# OF INCIDENTS THAT CAUSED DISPLACEMENT	87	441
# OF NEWLY DISPLACED POPULATION	779	6686
# OF PROTECTION VIOLATIONS RECORDED[1]	102	438

[1]Some protection violations were not recorded due to security risks in some regions.

TRIGGERS OF DISPLACEMENT (AUGUST 2024 IN %)

Drought	0%
Flood	14%
Other	0%
Conflict	86%

DEMOGRAPHICS (AUGUST 2024)[3]

Girls	Boys	Women	Men	Elderly
257	258	122	104	39

[3]Disaggregated data for displaced persons are based on those displacement reports where data has been collected at household level.

PROTECTION VIOLATIONS CONCERNING CHILDREN, WOMEN AND MINORITIES (2024 IN %)

Children	Girls & Women	Minorities[2]
53%	74%	18%

[2]Members of minority clans include the Benadiri, Bantu, AUGUSTIe, Barawans, Gardere, Yakabur and Rahanweyne.

SPECIFIC NEEDS OF THOSE WHO EXPERIENCED PROTECTION VIOLATIONS (IN 2024)[4]

Child at risk	Women at risk	Disabilities	Elderly at risk	Others[5]
8%	63%	2%	3%	24%

[4]In Aug 2024, 84 specific needs were recorded of those individuals who experienced protection violations.
[5]Others who are at risk include the following categories family unit, specific legal and physical protection needs, unaccompanied or seperate child, pregnant or lactating, serious medical condition, single parent, SGBV and torture.
Individuals can have multiple vulnerabilities

IDP FLOW MOVEMENT (JAN - AUG 2024)

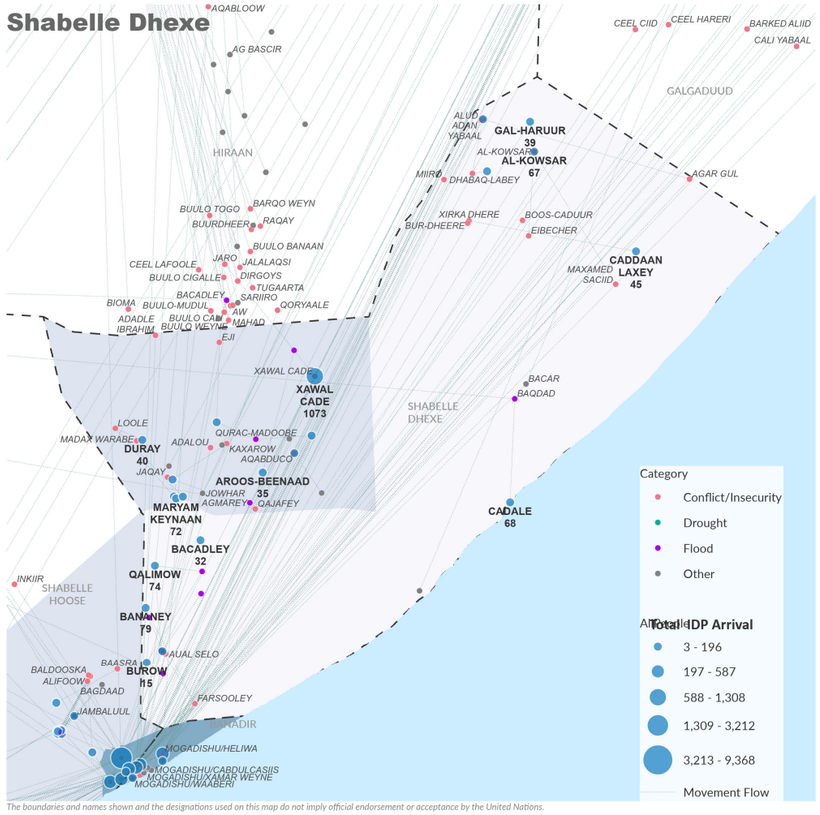

The boundaries and names shown and the designations used on this map do not imply official endorsement or acceptance by the United Nations.

The district in the Middle Shabelle region with the highest number of recorded displacement incidents was Jowhar (435).

160 individuals were displaced to the Qalimow settlement, making it the largest displacement incident due to Conflict/Insecurity.

The district in the Middle Shabelle region with the second highest number of recorded displacement incidents was Balcad(344).

159 individuals were displaced to the Jowhar settlement, making it the second largest displacement incident due to Conflict/Insecurity.

The district in the Middle Shabelle region with the third highest numbered of recorded displacement incidents was -(0).

86 individuals were displaced to Bacadley settlement, making it the third largest displacement incident due to Conflict/Insecurity.

In June 2024, 6% of protection violations across Somalia were recorded in Middle Shabelle region.

Jowhar district had the highest recorded percentage of protection violations across the Middle Shabelle region (41%).

The highest recorded protection violations in the region from Jan to Aug 2024 include the following:

- Female Genital Mutilation (FGM) (49%)
- Killing/Manslaughter (22%).

Jowhar district recorded with the highest number of protection violations in the region from January 2016 to August 2024 (1156).

Top 3 Protection Risks Identified

1. Attacks on civilians and other unlawful killings, and attacks on civilian objects
2. Psychological/emotional abuse or inflicted distress
3. Forced recruitment and association of children in armed forces and groups

PRIORITY NEED ON ARRIVAL (AUGUST 2024 IN %)

Food	2%
Water	0%
Shelter	18%
Health	0%
Protection[4]	80%
Livelihood	0%
Transport	0%
Other	0%

[6]Protection figures are underreported due to the concerns related to the sensitivity of this topic in the context of Somalia.

This dashboard should be read in conjunction with the notes on PSMN Methodology which outline the approach and certain limitations. More information on Somalia can be found on the UNHCR Somalia Data Portal. For more statistical information related to Protection Monitoring and Displacement, visit PSMN interactive portal (https://prmn-somalia.unhcr.org). Contact: sommopmn@unhcr.org

UNHCR is grateful for the generous contributions of donors who have directly contributed to the UNHCR Somalia operation in 2024

Implemented by: NRC NORWEGIAN REFUGEE COUNCIL

Internal Displacement Solutions Fund | From the People of Japan | USA for UNHCR The UN Refugee Agency

PROTECTION & SOLUTIONS MONITORING NETWORK (PSMN)

MUDUG, SOMALIA | AUGUST 2024

UNHCR The UN Refugee Agency | Somalia

	AUGUST 2024	IN 2024
# OF INCIDENTS THAT CAUSED DISPLACEMENT	82	660
# OF NEWLY DISPLACED POPULATION	387	8515
# OF PROTECTION VIOLATIONS RECORDED[1]	19	462

[1]Some protection violations were not recorded due to security risks in some regions.

TRIGGERS OF DISPLACEMENT (AUGUST 2024 IN %)

Drought	0%
Flood	0%
Other	100%
Conflict	0%

DEMOGRAPHICS (AUGUST 2024)[3]

Girls	Boys	Women	Men	Elderly
128	128	60	52	19

[3]Disaggregated data for displaced persons are based on those displacement reports where data has been collected at household level.

PROTECTION VIOLATIONS CONCERNING CHILDREN, WOMEN AND MINORITIES (2024 IN %)

Children	Girls & Women	Minorities[2]
0%	100%	0%

[2]Members of minority clans include the Benadiri, Bantu, AUGUSTIe, Barawans, Gardere, Yakabur and Rahanweyne.

SPECIFIC NEEDS OF THOSE WHO EXPERIENCED PROTECTION VIOLATIONS (IN 2024)[4]

Child at risk	Women at risk	Disabilities	Elderly at risk	Others[5]
0%	99%	1%	0%	0%

[4]In Aug 2024, 22 specific needs were recorded of those individuals who experienced protection violations.
[5]Others who are at risk include the following categories family unit, specific legal and physical protection needs, unaccompanied or seperate child, pregnant or lactating, serious medical condition, single parent, SGBV and torture.
Individuals can have multiple vulnerabilities

IDP FLOW MOVEMENT (JAN - AUG 2024)

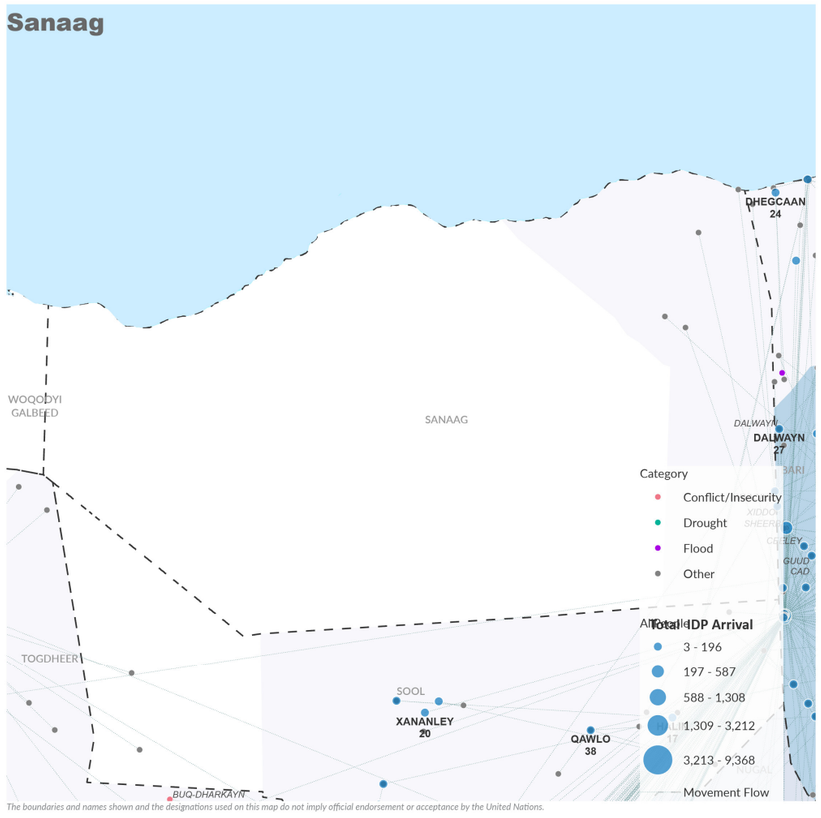

The district in the Mudug region with the highest number of recorded displacement incidents was Galdogob (229).

86 individuals were displaced to the Galdogob settlement, making it the largest displacement incident due to Other.

The district in the Mudug region with the second highest number of recorded displacement incidents was Gaalkacyo(97).

55 individuals were displaced to the Jariiban settlement, making it the second largest displacement incident due to Other.

The district in the Mudug region with the third highest numbered of recorded displacement incidents was Jariiban(61).

46 individuals were displaced to Gaalkacyo settlement, making it the third largest displacement incident due to Other.

In June 2024, 1% of protection violations across Somalia were recorded in Mudug region.

Gaalkacyo district had the highest recorded percentage of protection violations across the Mudug region (79%).

The highest recorded protection violations in the region from Jan to Aug 2024 include the following:

- Domestic Violence (99%)
- Physical Assault/Attack Not Resulting In Death (1%).

Gaalkacyo district recorded with the highest number of protection violations in the region from January 2016 to August 2024 (4354).

Top 3 Protection Risks Identified

1. Disinformation and denial of access to information
2. -
3. -

PRIORITY NEED ON ARRIVAL (AUGUST 2024 IN %)

Food	15%
Water	0%
Shelter	10%
Health	17%
Protection[4]	0%
Livelihood	14%
Transport	1%
Other	43%

[6]Protection figures are underreported due to the concerns related to the sensitivey of this topic in the context of Somalia.

This dashboard should be read in conjunction with the notes on PSMN Methodology which outline the approach and certain limitations. More information on Somalia can be found on the UNHCR Somalia Data Portal. For more statistical information related to Protection Monitoring and Displacement, visit PSMN interactive portal (https://prmn-somalia.unhcr.org). Contact: sommopmn@unhcr.org

UNHCR is grateful for the generous contributions of donors who have directly contributed to the UNHCR Somalia operation in 2024

Implemented by: NRC NORWEGIAN REFUGEE COUNCIL

Internal Displacement Solutions Fund | From the People of Japan | USA for UNHCR The UN Refugee Agency

PROTECTION & SOLUTIONS MONITORING NETWORK (PSMN)

NUGAAL, SOMALIA | AUGUST 2024

UNHCR The UN Refugee Agency | Somalia

	AUGUST 2024	IN 2024
# OF INCIDENTS THAT CAUSED DISPLACEMENT	54	392
# OF NEWLY DISPLACED POPULATION	1122	8940
# OF PROTECTION VIOLATIONS RECORDED[1]	8	162

[1]Some protection violations were not recorded due to security risks in some regions.

TRIGGERS OF DISPLACEMENT (AUGUST 2024 IN %)

Drought	0%
Flood	0%
Other	48%
Conflict	52%

DEMOGRAPHICS (AUGUST 2024)[3]

Girls	Boys	Women	Men	Elderly
370	372	175	149	56

[3]Disaggregated data for displaced persons are based on those displacement reports where data has been collected at household level.

PROTECTION VIOLATIONS CONCERNING CHILDREN, WOMEN AND MINORITIES (2024 IN %)

Children	Girls & Women	Minorities[2]
14%	98%	11%

[2]Members of minority clans include the Benadiri, Bantu, AUGUSTIe, Barawans, Gardere, Yakabur and Rahanweyne.

SPECIFIC NEEDS OF THOSE WHO EXPERIENCED PROTECTION VIOLATIONS (IN 2024)[4]

Child at risk	Women at risk	Disabilities	Elderly at risk	Others[5]
6%	62%	15%	3%	15%

[4]In Aug 2024, 38 specific needs were recorded of those individuals who experienced protection violations.
[5]Others who are at risk include the following categories family unit, specific legal and physical protection needs, unaccompanied or seperate child, pregnant or lactating, serious medical condition, single parent, SGBV and torture.
Individuals can have multiple vulnerabilities

IDP FLOW MOVEMENT (JAN - AUG 2024)

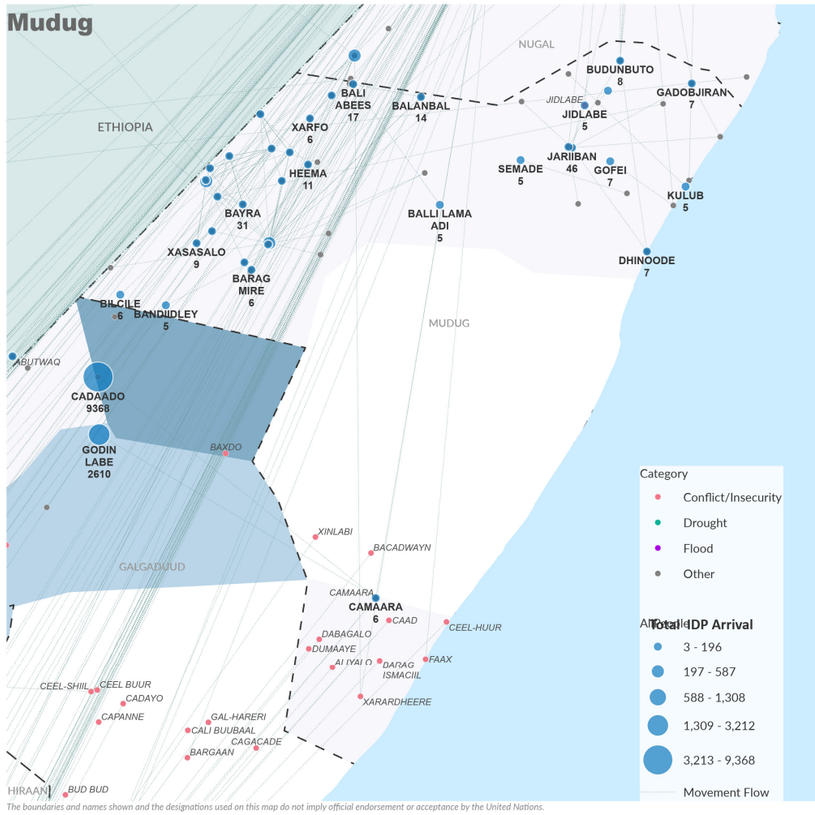

The district in the Nugaal region with the highest number of recorded displacement incidents was Garoowe (832).

347 individuals were displaced to the Garowe/ Waberi settlement, making it the largest displacement incident due to Conflict/Insecurity.

The district in the Nugaal region with the second highest number of recorded displacement incidents was Eyl(199).

224 individuals were displaced to the Garowe settlement, making it the second largest displacement incident due to Conflict/Insecurity.

The district in the Nugaal region with the third highest numbered of recorded displacement incidents was Burtinle(53).

110 individuals were displaced to Abaaray settlement, making it the third largest displacement incident due to Other.

In June 2024, 1% of protection violations across Somalia were recorded in Nugaal region.

Burtinle district had the highest recorded percentage of protection violations across the Nugaal region (75%).

The highest recorded protection violations in the region from Jan to Aug 2024 include the following:

- Domestic Violence (33%)
- Health (28%).

Garoowe district recorded with the highest number of protection violations in the region from January 2016 to August 2024 (1145).

Top 3 Protection Risks Identified

1. Gender-based violence
2. Psychological/emotional abuse or inflicted distress
3. Discrimination and stigmatization, denial of resources, opportunities, services and/or humanitarian access

PRIORITY NEED ON ARRIVAL (AUGUST 2024 IN %)

Food	39%
Water	3%
Shelter	35%
Health	5%
Protection[4]	1%
Livelihood	16%
Transport	0%
Other	0%

[6]Protection figures are underreported due to the concerns related to the sensitivey of this topic in the context of Somalia.

This dashboard should be read in conjunction with the notes on PSMN Methodology which outline the approach and certain limitations. More information on Somalia can be found on the UNHCR Somalia Data Portal. For more statistical information related to Protection Monitoring and Displacement, visit PSMN interactive portal (https://prmn-somalia.unhcr.org). Contact: sommopmn@unhcr.org

UNHCR is grateful for the generous contributions of donors who have directly contributed to the UNHCR Somalia operation in 2024

Implemented by: NRC NORWEGIAN REFUGEE COUNCIL

Internal Displacement Solutions Fund | From the People of Japan | USA for UNHCR The UN Refugee Agency

PROTECTION & SOLUTIONS MONITORING NETWORK (PSMN)

SANAAG, SOMALIA | AUGUST 2024

UNHCR The UN Refugee Agency | Somalia

	AUGUST 2024	IN 2024
# OF INCIDENTS THAT CAUSED DISPLACEMENT	77	82
# OF NEWLY DISPLACED POPULATION	717	1575
# OF PROTECTION VIOLATIONS RECORDED[1]	4	16

[1]Some protection violations were not recorded due to security risks in some regions.

TRIGGERS OF DISPLACEMENT (AUGUST 2024 IN %)

Drought	40%
Flood	1%
Other	57%
Conflict	1%

DEMOGRAPHICS (AUGUST 2024)[3]

Girls	Boys	Women	Men	Elderly
237	238	112	96	36

[3]Disaggregated data for displaced persons are based on those displacement reports where data has been collected at household level.

PROTECTION VIOLATIONS CONCERNING CHILDREN, WOMEN AND MINORITIES (2024 IN %)

Children	Girls & Women	Minorities[2]
13%	44%	38%

[2]Members of minority clans include the Benadiri, Bantu, AUGUSTIe, Barawans, Gardere, Yakabur and Rahanweyne.

SPECIFIC NEEDS OF THOSE WHO EXPERIENCED PROTECTION VIOLATIONS (IN 2024)[4]

Child at risk	Women at risk	Disabilities	Elderly at risk	Others[5]
33%	17%	33%	0%	17%

[4]In Aug 2024, 2 specific needs were recorded of those individuals who experienced protection violations.
[5]Others who are at risk include the following categories family unit, specific legal and physical protection needs, unaccompanied or seperate child, pregnant or lactating, serious medical condition, single parent, SGBV and torture.
Individuals can have multiple vulnerabilities

IDP FLOW MOVEMENT (JAN - AUG 2024)

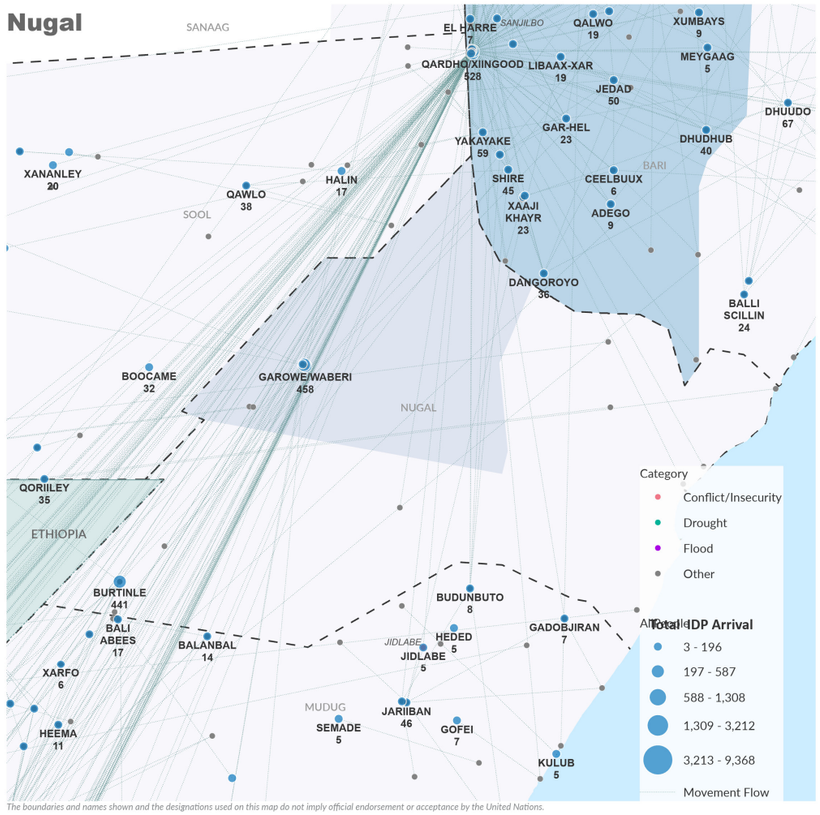

The district in the Sanaag region with the highest number of recorded displacement incidents was Badhan (405).

146 individuals were displaced to the Hadaftimo settlement, making it the largest displacement incident due to Other.

The district in the Sanaag region with the second highest number of recorded displacement incidents was Dhahar(282).

40 individuals were displaced to the Buraan settlement, making it the second largest displacement incident due to Other.

The district in the Sanaag region with the third highest numbered of recorded displacement incidents was Laasqoray(30).

39 individuals were displaced to Cawsene settlement, making it the third largest displacement incident due to Drought.

In June 2024, 0% of protection violations across Somalia were recorded in Sanaag region.

Badhan district had the highest recorded percentage of protection violations across the Sanaag region (100%).

The highest recorded protection violations in the region from Jan to Aug 2024 include the following:

- Killing/Manslaughter (13%)
- Illegal Arrest and Detention (13%).

Ceel Afweyn district recorded with the highest number of protection violations in the region from January 2016 to August 2024 (460).

Top 3 Protection Risks Identified

1. Gender-based violence
2. Discrimination and stigmatization, denial of resources, opportunities, services and/or humanitarian access
3. Disinformation and denial of access to information

PRIORITY NEED ON ARRIVAL (AUGUST 2024 IN %)

Food	8%
Water	7%
Shelter	4%
Health	7%
Protection[4]	3%
Livelihood	67%
Transport	3%
Other	1%

[6]Protection figures are underreported due to the concerns related to the sensitivey of this topic in the context of Somalia.

This dashboard should be read in conjunction with the notes on PSMN Methodology which outline the approach and certain limitations. More information on Somalia can be found on the UNHCR Somalia Data Portal. For more statistical information related to Protection Monitoring and Displacement, visit PSMN interactive portal (https://prmn-somalia.unhcr.org). Contact: sommopmn@unhcr.org

UNHCR is grateful for the generous contributions of donors who have directly contributed to the UNHCR Somalia operation in 2024

Implemented by: NRC NORWEGIAN REFUGEE COUNCIL

Internal Displacement Solutions Fund | From the People of Japan | USA for UNHCR The UN Refugee Agency

PROTECTION & SOLUTIONS MONITORING NETWORK (PSMN)

SOOL, SOMALIA | AUGUST 2024

UNHCR The UN Refugee Agency | Somalia

	AUGUST 2024	IN 2024
# OF INCIDENTS THAT CAUSED DISPLACEMENT	10	153
# OF NEWLY DISPLACED POPULATION	468	3296
# OF PROTECTION VIOLATIONS RECORDED[1]	62	460

[1]Some protection violations were not recorded due to security risks in some regions.

TRIGGERS OF DISPLACEMENT (AUGUST 2024 IN %)

Drought	2%
Flood	0%
Other	3%
Conflict	95%

DEMOGRAPHICS (AUGUST 2024)[3]

Girls	Boys	Women	Men	Elderly
154	155	73	62	23

[3]Disaggregated data for displaced persons are based on those displacement reports where data has been collected at household level.

PROTECTION VIOLATIONS CONCERNING CHILDREN, WOMEN AND MINORITIES (2024 IN %)

Children	Girls & Women	Minorities[2]
17%	63%	0%

[2]Members of minority clans include the Benadiri, Bantu, AUGUSTIe, Barawans, Gardere, Yakabur and Rahanweyne.

SPECIFIC NEEDS OF THOSE WHO EXPERIENCED PROTECTION VIOLATIONS (IN 2024)[4]

Child at risk	Women at risk	Disabilities	Elderly at risk	Others[5]
1%	58%	0%	0%	40%

[4]In Aug 2024, 70 specific needs were recorded of those individuals who experienced protection violations.
[5]Others who are at risk include the following categories family unit, specific legal and physical protection needs, unaccompanied or seperate child, pregnant or lactating, serious medical condition, single parent, SGBV and torture. Individuals can have multiple vulnerabilities

IDP FLOW MOVEMENT (JAN - AUG 2024)

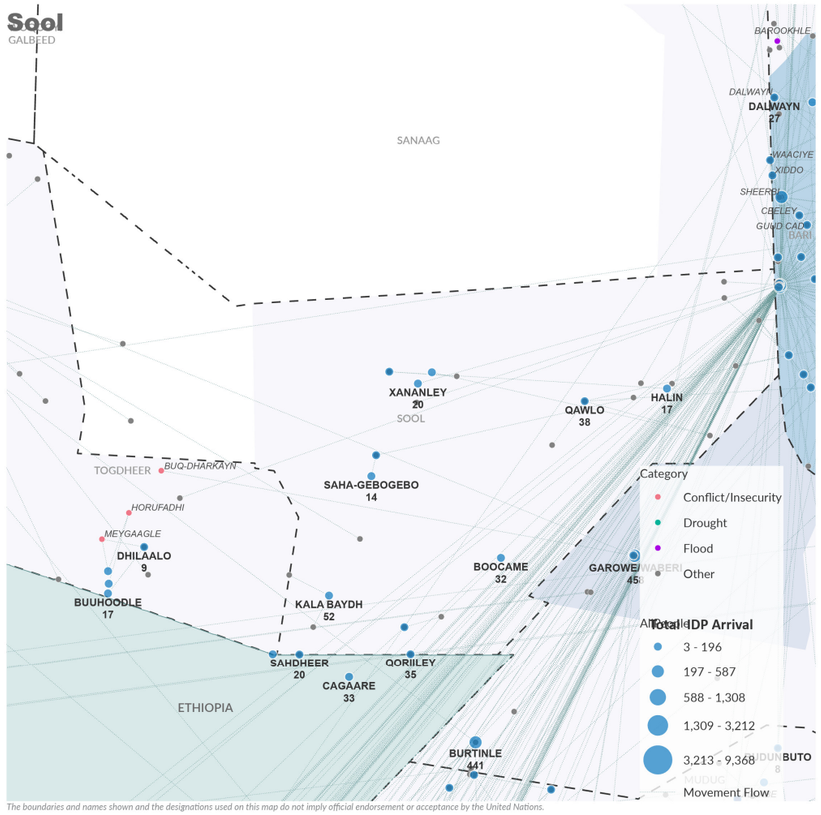

The boundaries and names shown and the designations used on this map do not imply official endorsement or acceptance by the United Nations.

The district in the Sool region with the highest number of recorded displacement incidents was Xudun (389).

259 individuals were displaced to the Xudun settlement, making it the largest displacement incident due to Conflict/Insecurity.

The district in the Sool region with the second highest number of recorded displacement incidents was Laas Caanood(79).

130 individuals were displaced to the Sarmaanyo settlement, making it the second largest displacement incident due to Conflict/Insecurity.

The district in the Sool region with the third highest numbered of recorded displacement incidents was -(0).

35 individuals were displaced to Laas Caanood/ Gol-Khatumo settlement, making it the third largest displacement incident due to Conflict/Insecurity.

In June 2024, 4% of protection violations across Somalia were recorded in Sool region.

Laas Caanood district had the highest recorded percentage of protection violations across the Sool region (94%).

The highest recorded protection violations in the region from Jan to Aug 2024 include the following:

- Physical Assault/Attack Not Resulting In Death (41%)
- Domestic Violence (37%).

Laas Caanood district recorded with the highest number of protection violations in the region from January 2016 to August 2024 (2815).

Top 3 Protection Risks Identified

1. Attacks on civilians and other unlawful killings, and attacks on civilian objects
2. Presence of Mine and other explosive ordnance
3. Presence of Mine and other explosive ordnance

PRIORITY NEED ON ARRIVAL (AUGUST 2024 IN %)

Food	0%
Water	2%
Shelter	23%
Health	0%
Protection[4]	75%
Livelihood	0%
Transport	0%
Other	0%

[6]Protection figures are underreported due to the concerns related to the sensitivity of this topic in the context of Somalia.

This dashboard should be read in conjunction with the notes on PSMN Methodology which outline the approach and certain limitations. More information on Somalia can be found on the UNHCR Somalia Data Portal. For more statistical information related to Protection Monitoring and Displacement, visit PSMN interactive portal (https://prmn-somalia.unhcr.org). Contact: sommopmn@unhcr.org

UNHCR is grateful for the generous contributions of donors who have directly contributed to the UNHCR Somalia operation in 2024

Implemented by: NRC NORWEGIAN REFUGEE COUNCIL

Internal Displacement Solutions Fund | From the People of Japan | USA for UNHCR The UN Refugee Agency

PROTECTION & SOLUTIONS MONITORING NETWORK (PSMN)

TOGDHEER, SOMALIA | AUGUST 2024

UNHCR The UN Refugee Agency | Somalia

	AUGUST 2024	IN 2024
# OF INCIDENTS THAT CAUSED DISPLACEMENT	7	125
# OF NEWLY DISPLACED POPULATION	72	1286
# OF PROTECTION VIOLATIONS RECORDED[1]	50	448

[1]Some protection violations were not recorded due to security risks in some regions.

TRIGGERS OF DISPLACEMENT (AUGUST 2024 IN %)

Drought	38%
Flood	0%
Other	63%
Conflict	0%

DEMOGRAPHICS (AUGUST 2024)[3]

Girls	Boys	Women	Men	Elderly
24	24	11	10	4

[3]Disaggregated data for displaced persons are based on those displacement reports where data has been collected at household level.

PROTECTION VIOLATIONS CONCERNING CHILDREN, WOMEN AND MINORITIES (2024 IN %)

Children	Girls & Women	Minorities[2]
7%	83%	0%

[2]Members of minority clans include the Benadiri, Bantu, AUGUSTIe, Barawans, Gardere, Yakabur and Rahanweyne.

SPECIFIC NEEDS OF THOSE WHO EXPERIENCED PROTECTION VIOLATIONS (IN 2024)[4]

Child at risk	Women at risk	Disabilities	Elderly at risk	Others[5]
6%	82%	0%	0%	11%

[4]In Aug 2024, 60 specific needs were recorded of those individuals who experienced protection violations.
[5]Others who are at risk include the following categories family unit, specific legal and physical protection needs, unaccompanied or seperate child, pregnant or lactating, serious medical condition, single parent, SGBV and torture. Individuals can have multiple vulnerabilities

IDP FLOW MOVEMENT (JAN - AUG 2024)

Togdheer

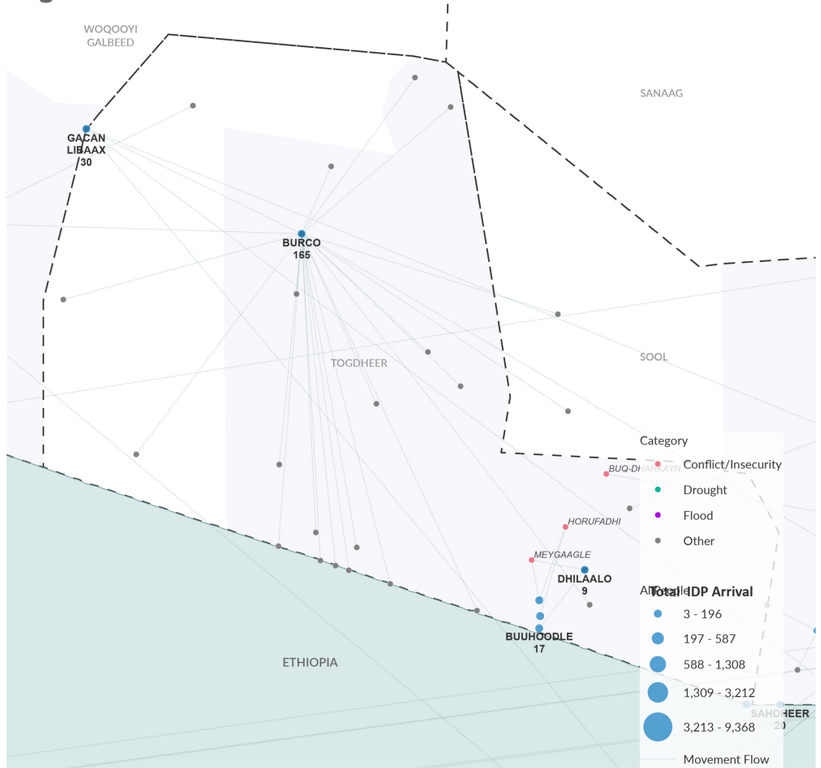

The boundaries and names shown and the designations used on this map do not imply official endorsement or acceptance by the United Nations.

The district in the Togdheer region with the highest number of recorded displacement incidents was Burco (45).

45 individuals were displaced to the Burco settlement, making it the largest displacement incident due to Other.

The district in the Togdheer region with the second highest number of recorded displacement incidents was Buuhoodle(27).

14 individuals were displaced to the Dhammay settlement, making it the second largest displacement incident due to Drought.

The district in the Togdheer region with the third highest numbered of recorded displacement incidents was -(0).

13 individuals were displaced to Dharkeyn-Genyo settlement, making it the third largest displacement incident due to Drought.

In June 2024, 3% of protection violations across Somalia were recorded in Togdheer region.

Burco district had the highest recorded percentage of protection violations across the Togdheer region (52%).

The highest recorded protection violations in the region from Jan to Aug 2024 include the following:

- Domestic Violence (77%)
- Physical Assault/Attack Not Resulting In Death (13%).

Burco district recorded with the highest number of protection violations in the region from January 2016 to August 2024 (1222).

Top 3 Protection Risks Identified

1. Child, early or forced marriage
2. Gender-based violence
3. Presence of Mine and other explosive ordnance

PRIORITY NEED ON ARRIVAL (AUGUST 2024 IN %)

Food	18%
Water	19%
Shelter	0%
Health	0%
Protection[4]	0%
Livelihood	63%
Transport	0%
Other	0%

[6]Protection figures are underreported due to the concerns related to the sensitivity of this topic in the context of Somalia.

This dashboard should be read in conjunction with the notes on PSMN Methodology which outline the approach and certain limitations. More information on Somalia can be found on the UNHCR Somalia Data Portal. For more statistical information related to Protection Monitoring and Displacement, visit PSMN interactive portal (https://prmn-somalia.unhcr.org). Contact: sommopmn@unhcr.org

UNHCR is grateful for the generous contributions of donors who have directly contributed to the UNHCR Somalia operation in 2024

Implemented by: NRC NORWEGIAN REFUGEE COUNCIL

Internal Displacement Solutions Fund | From the People of Japan | USA for UNHCR The UN Refugee Agency

PROTECTION & SOLUTIONS MONITORING NETWORK (PSMN)

WOQOOYI GALBEED, SOMALIA | AUGUST 2024

UNHCR The UN Refugee Agency | Somalia

	AUGUST 2024	IN 2024
# OF INCIDENTS THAT CAUSED DISPLACEMENT	4	58
# OF NEWLY DISPLACED POPULATION	33	350
# OF PROTECTION VIOLATIONS RECORDED[1]	166	1358

[1]Some protection violations were not recorded due to security risks in some regions.

TRIGGERS OF DISPLACEMENT (AUGUST 2024 IN %)

Drought	0%
Flood	0%
Other	100%
Conflict	0%

DEMOGRAPHICS (AUGUST 2024)[3]

Girls	Boys	Women	Men	Elderly
11	11	5	4	2

[3]Disaggregated data for displaced persons are based on those displacement reports where data has been collected at household level.

PROTECTION VIOLATIONS CONCERNING CHILDREN, WOMEN AND MINORITIES (2024 IN %)

Children	Girls & Women	Minorities[2]
3%	97%	12%

[2]Members of minority clans include the Benadiri, Bantu, AUGUSTIe, Barawans, Gardere, Yakabur and Rahanweyne.

SPECIFIC NEEDS OF THOSE WHO EXPERIENCED PROTECTION VIOLATIONS (IN 2024)[4]

Child at risk	Women at risk	Disabilities	Elderly at risk	Others[5]
2%	98%	0%	0%	0%

[4]In Aug 2024, 116 specific needs were recorded of those individuals who experienced protection violations.
[5]Others who are at risk include the following categories family unit, specific legal and physical protection needs, unaccompanied or seperate child, pregnant or lactating, serious medical condition, single parent, SGBV and torture. Individuals can have multiple vulnerabilities

IDP FLOW MOVEMENT (JAN - AUG 2024)

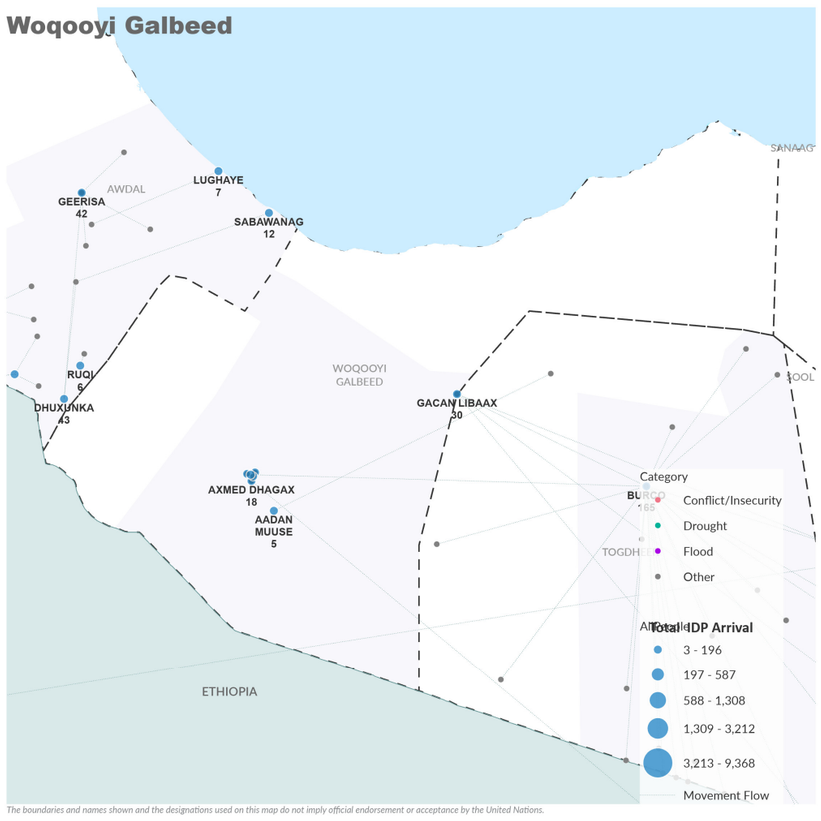

The boundaries and names shown and the designations used on this map do not imply official endorsement or acceptance by the United Nations.

The district in the Woqooyi Galbeed region with the highest number of recorded displacement incidents was Hargeysa (33).

17 individuals were displaced to the Koodbuur/ Jigjiga Yar settlement, making it the largest displacement incident due to Other.

The district in the Woqooyi Galbeed region with the second highest number of recorded displacement incidents was -(0).

10 individuals were displaced to the 26-Jun settlement, making it the second largest displacement incident due to Other.

The district in the Woqooyi Galbeed region with the third highest numbered of recorded displacement incidents was -(0).

6 individuals were displaced to Gacan Libaax/ Waraabe Salaan settlement, making it the third largest displacement incident due to Other.

In June 2024, 10% of protection violations across Somalia were recorded in Woqooyi Galbeed region.

Hargeysa district had the highest recorded percentage of protection violations across the Woqooyi Galbeed region (100%).

The highest recorded protection violations in the region from Jan to Aug 2024 include the following:

- Domestic Violence (59%)
- Physical Assault/Attack Not Resulting In Death (20%).

Hargeysa district recorded with the highest number of protection violations in the region from January 2016 to August 2024 (11476).

Top 3 Protection Risks Identified

1. Unlawful impediments or restrictions to freedom of movement, siege and forced displacement.
2. Disinformation and denial of access to information
3. -

PRIORITY NEED ON ARRIVAL (AUGUST 2024 IN %)

Food	0%
Water	15%
Shelter	85%
Health	0%
Protection[4]	0%
Livelihood	0%
Transport	0%
Other	0%

[6]Protection figures are underreported due to the concerns related to the sensitivey of this topic in the context of Somalia.

This dashboard should be read in conjunction with the notes on PSMN Methodology which outline the approach and certain limitations. More information on Somalia can be found on the UNHCR Somalia Data Portal. For more statistical information related to Protection Monitoring and Displacement, visit PSMN interactive portal (https://prmn-somalia.unhcr.org). Contact: sommopmn@unhcr.org

UNHCR is grateful for the generous contributions of donors who have directly contributed to the UNHCR Somalia operation in 2024

Implemented by: NRC NORWEGIAN REFUGEE COUNCIL

Internal Displacement Solutions Fund | From the People of Japan | USA for UNHCR The UN Refugee Agency