

This infographic provides a weekly update on UNHCR-assisted Afghan nationals returning from Pakistan. It details both voluntary repatriation as well as other returns. It categorizes the total numbers of returns by age, gender and documentation type, offering a clear demographic snapshot. Additionally, the infographic traces the flow of returnees from January to present, highlighting trends and changes over time. This visual representation serves as a vital tool for understanding the dynamics of Afghan nationals return, aiding stakeholders in making informed decisions and assessments regarding their integration and support.

### Key Figures for the Week of 15 September -21 September 2024



**750** UNHCR-assisted returns from Pakistan

- **512** Total VolRep returns (VRF)
- **238** Total Other returns (Non-VRF)
- **107** Daily average (VRF+ non-VRF) returns




**Age and Gender Analysis of returnees**

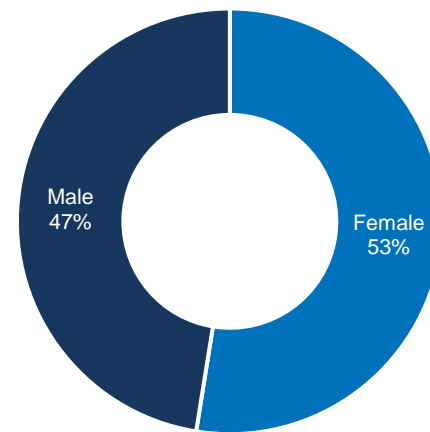
- **53%** of returnees are female
- **30%** of returnee households are female-headed
- **56%** of returnees are below 18

### Demographic Breakdown

#### Returns by documentation type



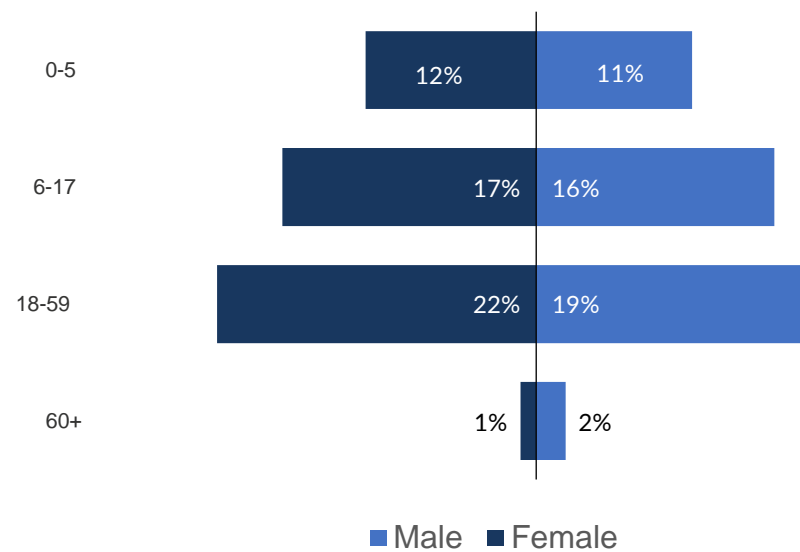
#### Gender breakdown of returnees



#### Gender breakdown of returnees by return category

Return category	Male	Female	Total
VRF	243	269	512
POR cardholders (inc. family members with or without other documents)	66	71	137
Slip holders	34	31	65
Undocumented member of VRF family	12	22	34
Asylum seeker certificate holder	-	-	0
Protection referral	1	1	2
<b>Grand Total</b>	<b>356</b>	<b>394</b>	<b>750</b>

#### Age and Gender breakdown of returnees



### Year-to-date Return Trends

