

Protection Profiling and Monitoring - Community Profile

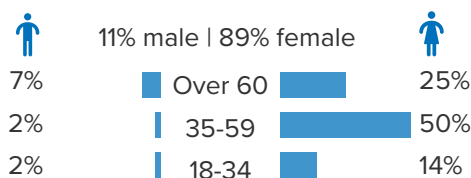
Anenii Noi, Republic of Moldova

August 2024

Key Findings

- The most common household profile of those surveyed was single adults with dependents (39%), with an average household size of 2.61.
- Almost all respondents stated that they possessed legal status, with most holding temporary protection.
- Over half of respondents indicated that they had returned to Ukraine temporarily more than once since arriving in Moldova, with the majority (83%) having stayed less than 2 weeks. The primary purposes of return were visiting relatives/friends, obtaining/renewing documents, checking property, and accessing healthcare services.
- More than one-third of households surveyed (34%) had at least one family member with a serious medical condition. 13% of households had at least one family member with a disability.
- A significant reduction in employment was observed among respondents after leaving Ukraine, with about a third of the previously employed refugees indicating they were unemployed at the time of data collection.
- One-third of households (30%) with school-age children reported that all their children were registered for education in Moldova, and 13% reported that some were registered. Among those who did not fully register their children, 24 out of 27 households reported a preference for online education.
- Positively, 90% of households who were renting apartments stated that they had an official rental contract with the owner.
- A substantial proportion of respondents (94%) indicated urgent needs, with material assistance being the most reported, followed by food and medical treatment/items.

Respondents demographics



Unless the sample size is specified, percentages were calculated based on a sample of 96.

97% of respondents have **Ukrainian citizenship**

68% of respondents reported **Ukrainian as one of the primarily spoken languages** in their home

Context & Rationale

As of 4 August 2024, 123,295 refugees and third-country nationals (TCN) had arrived in the Republic of Moldova¹ from Ukraine since 24 February 2022.² While most continued westward to the EU, some 125,888 Ukrainian refugees and 10,989 TCN had chosen to remain in Moldova.³

To strengthen and promote evidence-based protection response, UNHCR and its partners in Moldova, DRC, Help Desk, Law Center for Advocates and REACH, have been implementing a **Protection Profiling and Monitoring** exercise since 2022.

Protection Profiling and Monitoring involves regular data collection and analysis about the profiles, protection risks and needs of refugees from Ukraine, monitoring changes over time.

Methodology:

This assessment relied on a quantitative method approach, using non-probability sampling.

Data collection was conducted, in the form of a **household-level survey using a structured questionnaire, between 13-28 February 2024 in Anenii Noi raion, Moldova.**

Overall, **96 surveys were conducted** in different locations, including at private accommodations, community/assistance/information points, Blue Dots, and RACs.

Limitations:

Representativeness: All results are indicative.

Selection bias: In the effort to randomize interviews, every third person encountered was selected. Nonetheless, enumerators frequently visit common gathering places of displaced persons from Ukraine to identify respondents, which might have introduced a selection bias.

Cleaning: Data cleaning was conducted post data collection, which might have affected the accuracy of the results.

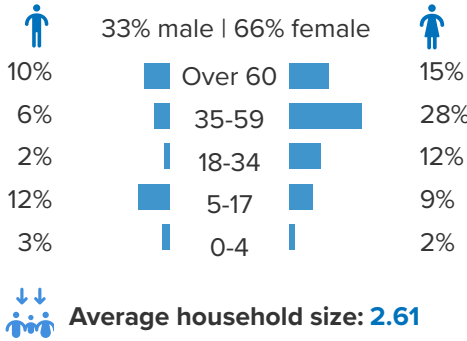
¹ Henceforth referred to as "Moldova".

² UNHCR, *Ukraine Refugee Situation*, accessed on 19 August 2024.

³ UNHCR, *Country - Republic of Moldova*, accessed on 19 August 2024.

HOUSEHOLD CHARACTERISTICS

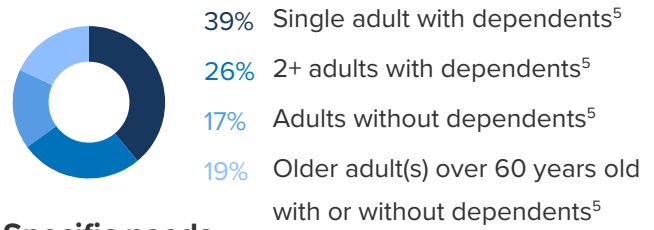
Households' composition (251 individuals among the 96 household surveyed⁴)



Family separation

87% of respondents have immediate family members who **remained in Ukraine**

Household type⁴

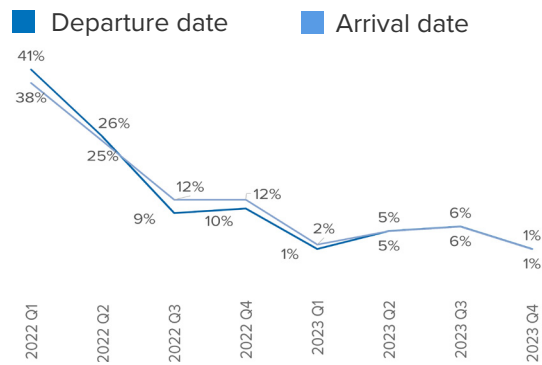


Specific needs

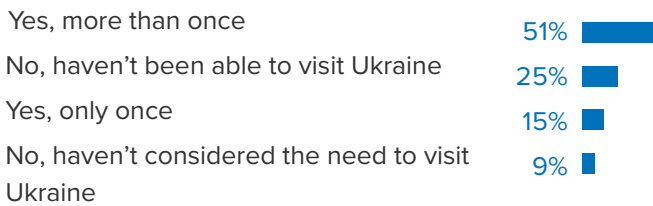
- 4%** of households out of those with children (n=50) have **children who are separated from both parents**
- 34%** of households have at least one family member with **serious medical conditions**
- 13%** of households have at least one family member with a **disability**

DISPLACEMENT PATTERNS

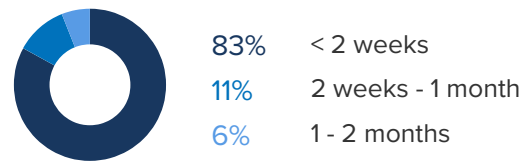
Reported first departure date from Ukraine and arrival date to host country, by quarter⁴



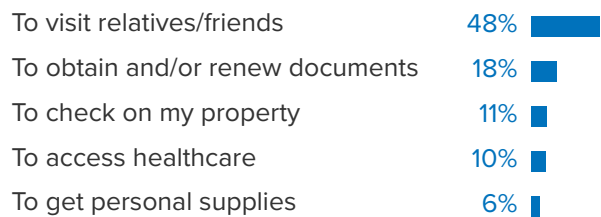
Households who reported at least one member who visited Ukraine after February 24, 2022



Duration of stay in Ukraine during most recent visit among those who reported having visited Ukraine (n=63)

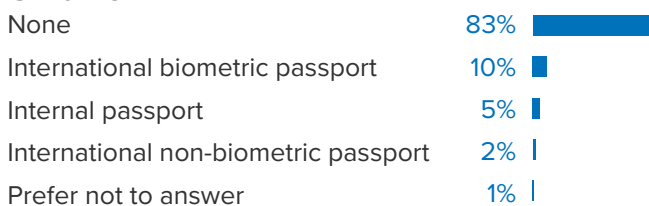


Top 5 main reasons for going back to Ukraine for the last visit prior to data collection (n=63)⁴

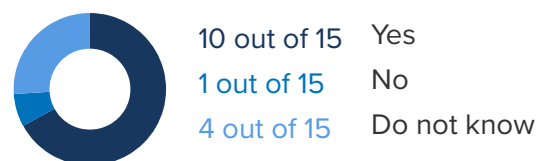


DOCUMENTATION

Top identity document that households needed to replace since departure from Ukraine⁶



Ability to replace/renew documentation in the host country among those who reported the need to replace it since their departure from Ukraine (n=15)⁷



⁴ Results do not add up to 100% due to rounding up.

⁵ Dependents refer to individuals who are either below 18 years of age or are 60 years or older, and who rely on external support to sustain their daily activities and well-being.

⁶ Multiple answers could be selected, therefore the sum of values may exceed 100%.

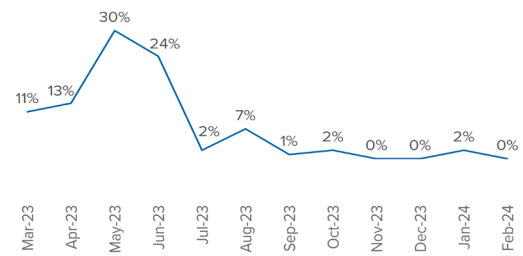
⁷ As the subset for this indicator is below 30 households, figures are reported as numbers and should be considered as indicative.

The respondent (n=1) cited lack of procedural knowledge as the reason for their inability to renew or replace documentation in Moldova.

Legal status of respondents in the host country at time of data collection (n=94)⁸

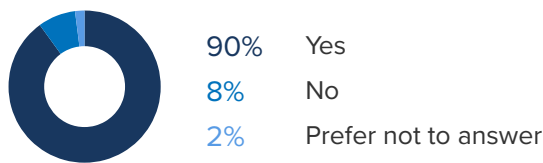
Temporary protection status	96%	<div style="width: 96%; height: 10px; background-color: #0070C0;"></div>
Other legal status	3%	<div style="width: 3%; height: 10px; background-color: #0070C0;"></div>
Applied for temporary protection	1%	<div style="width: 1%; height: 10px; background-color: #0070C0;"></div>

Timeline of application for temporary protection, by month (n=91)⁸



SITUATION IN HOST COUNTRY AND URGENT NEEDS

Households who reported having a rental contract with landlord among those renting accommodation (n=49)



85% of the respondents (n=96) stated that they have **no specific time limit for staying in their current accommodation**

Main activity of respondents at time of data collection

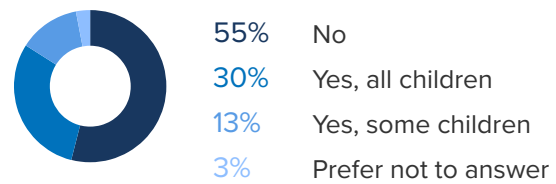
Employed (in person)	33%	<div style="width: 33%; height: 10px; background-color: #0070C0;"></div>
Retired	33%	<div style="width: 33%; height: 10px; background-color: #0070C0;"></div>
Unemployed	14%	<div style="width: 14%; height: 10px; background-color: #0070C0;"></div>
Family responsibilities	12%	<div style="width: 12%; height: 10px; background-color: #0070C0;"></div>
Employed (remotely)	4%	<div style="width: 4%; height: 10px; background-color: #0070C0;"></div>
Apprentice/Intern/Volunteer	2%	<div style="width: 2%; height: 10px; background-color: #0070C0;"></div>
Supporting family business	1%	<div style="width: 1%; height: 10px; background-color: #0070C0;"></div>
Student	1%	<div style="width: 1%; height: 10px; background-color: #0070C0;"></div>

89% of the respondents out of those who are employed (n=36) stated that they **have an employment contract**

Main activity or occupation of respondents prior to leaving Ukraine⁹

Employed	59%	<div style="width: 59%; height: 10px; background-color: #0070C0;"></div>
Retired	27%	<div style="width: 27%; height: 10px; background-color: #0070C0;"></div>
Unemployed	5%	<div style="width: 5%; height: 10px; background-color: #0070C0;"></div>
Caring for family members	4%	<div style="width: 4%; height: 10px; background-color: #0070C0;"></div>
Self-employed/Own business	2%	<div style="width: 2%; height: 10px; background-color: #0070C0;"></div>
Student	2%	<div style="width: 2%; height: 10px; background-color: #0070C0;"></div>

Households with school-age children who reported their children to be registered for education in the host country (n=40)⁹



Reasons for not enrolling children in the host country (n=27)¹⁰

Prefer online education	24 out of 27	<div style="width: 89%; height: 10px; background-color: #0070C0;"></div>
Other	4 out of 27	<div style="width: 15%; height: 10px; background-color: #0070C0;"></div>
Lack of special education	2 out of 27	<div style="width: 7%; height: 10px; background-color: #0070C0;"></div>

94% of respondents have at least one **urgent need**

Most reported urgent needs at time of data collection¹¹

Material Assistance	77%	<div style="width: 77%; height: 10px; background-color: #0070C0;"></div>
Food	42%	<div style="width: 42%; height: 10px; background-color: #0070C0;"></div>
Medical Treatment/Items	38%	<div style="width: 38%; height: 10px; background-color: #0070C0;"></div>
Accommodation	21%	<div style="width: 21%; height: 10px; background-color: #0070C0;"></div>
Employment	15%	<div style="width: 15%; height: 10px; background-color: #0070C0;"></div>
Education for children	10%	<div style="width: 10%; height: 10px; background-color: #0070C0;"></div>
Childcare	6%	<div style="width: 6%; height: 10px; background-color: #0070C0;"></div>
No need	6%	<div style="width: 6%; height: 10px; background-color: #0070C0;"></div>

Most required type of information at time of data collection¹¹

Financial Aid	60%	<div style="width: 60%; height: 10px; background-color: #0070C0;"></div>
Medical care	27%	<div style="width: 27%; height: 10px; background-color: #0070C0;"></div>
Accommodation	16%	<div style="width: 16%; height: 10px; background-color: #0070C0;"></div>
None	14%	<div style="width: 14%; height: 10px; background-color: #0070C0;"></div>
Job Opportunities	13%	<div style="width: 13%; height: 10px; background-color: #0070C0;"></div>
Legal status	8%	<div style="width: 8%; height: 10px; background-color: #0070C0;"></div>
Temporary protection	8%	<div style="width: 8%; height: 10px; background-color: #0070C0;"></div>

⁸ Inconsistencies identified in responses to these specific questions were addressed during data cleaning, resulting in reduced sample sizes.

⁹ Results do not add up to 100% due to rounding up.

¹⁰ As the subset for this indicator is below 30 households, figures are reported as numbers and should be considered as indicative.

¹¹ Multiple answers could be selected, therefore the sum of values may exceed 100%.