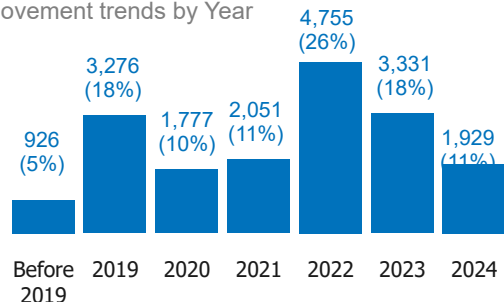


 **1 929**

Movements captured in BIMS (Biometric Identity Management System) in Southern Africa region during the reporting period

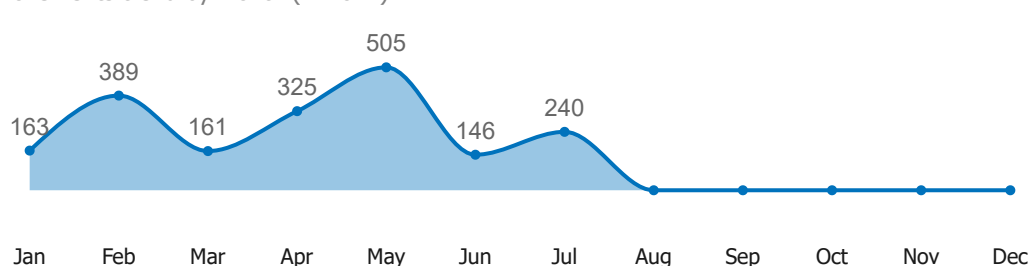
Movement trends by Year



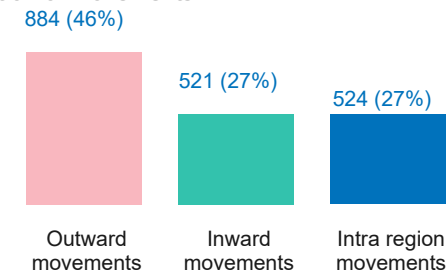
Profile of persons on the move

The individuals moving cross-border within the region include vulnerable profiles with the top three being those with Serious medical condition (17%), Disability (17%) and Single parent (15%). On a socio-economic overview, there are unemployed (12%), student (29%) and skilled (32%). The top three recorded skills include Market-oriented Skilled Agricultural Workers (24%), Agricultural, Forestry and Fishery Labourers (16%) and Personal Services Workers (9%). Language proficiencies include Swahili (27%), English (17%) and Nyanja (9%).

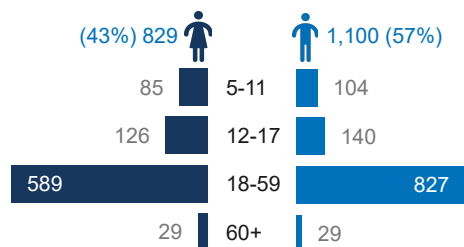
Movements trend by Month (in 2024)



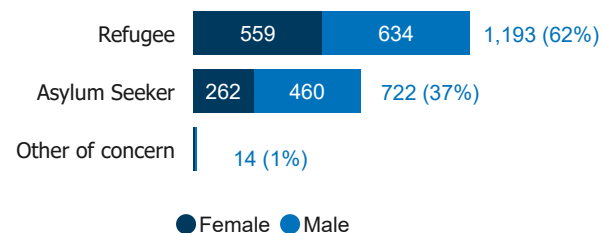
Direction of Movements



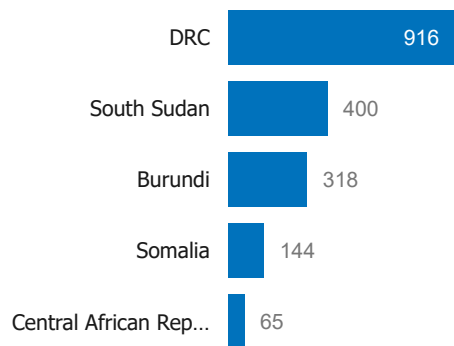
Movers demographics



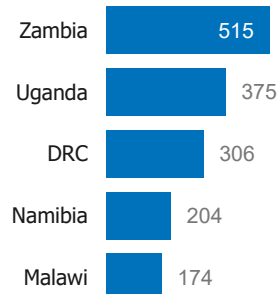
Movements by Legal status and Gender of movers



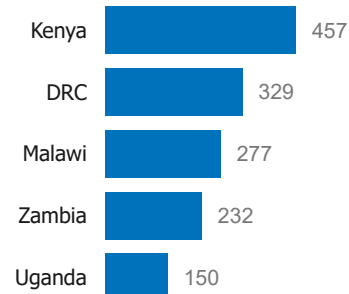
Top 5 Nationalities on the move



Top 5 Countries where refugees and asylum seekers are moving from?



Top 5 Countries where refugees and asylum seekers are moving to?



Onward movements (flow of 5 persons or above)

