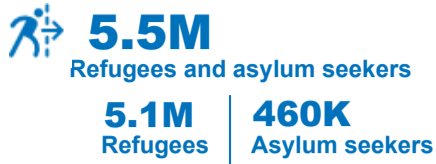


**Key Population Statistics**



**Sudan Situation**



**2.3M**  
Sudanese Refugees  
Post 15 Apr 2023

**10.9M**  
Internally Displaced  
in Sudan

**874K**  
Refugees hosted  
in Sudan

**7K**  
Refugee returnees  
in 2024

**South Sudan Situation**



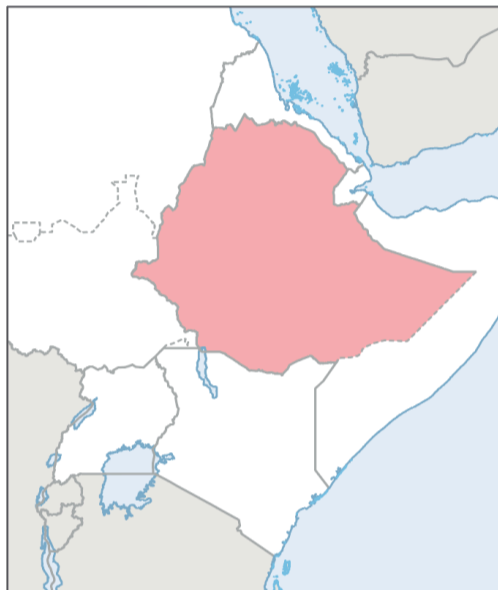
**2.3M**  
South Sudanese  
Refugees

**2.0M**  
Internally Displaced  
in South Sudan

**499K**  
Refugees hosted  
in South Sudan

**316K**  
Refugee returnees  
in 2024

**Ethiopia Situation**



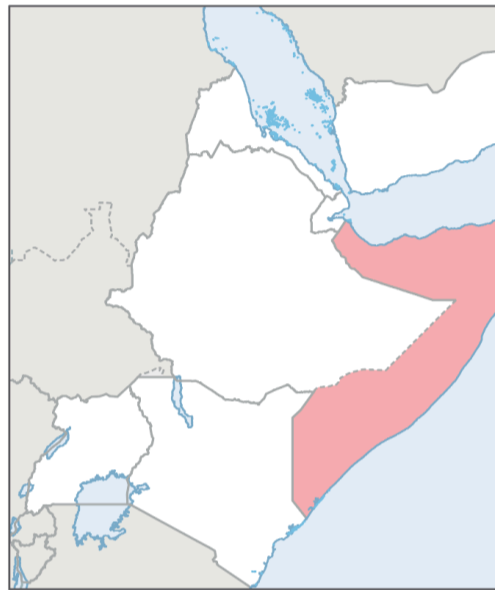
**159K**  
Ethiopian Refugees

**4.4M\*\***  
Internally Displaced  
in Ethiopia

**1.1M**  
Refugees hosted in  
Ethiopia

**7K**  
Refugee returnees  
in 2024

**Somalia Situation**



**918K\***  
Somali Refugees

**3.9M**  
Internally Displaced  
in Somalia

**41K**  
Refugees hosted in  
Somalia

**624**  
Refugee returnees  
in 2024

**Burundi Situation**



**320K**  
Burundi Refugees

**103K**  
Internally Displaced  
in Burundi

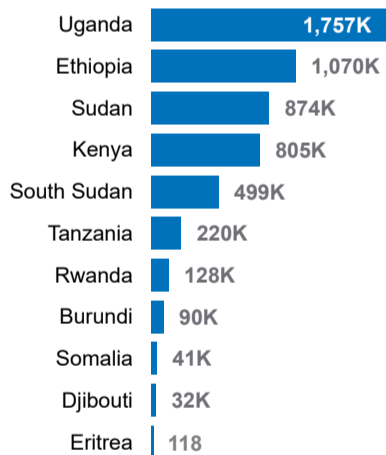
**90K**  
Refugees hosted in  
Burundi

**16K**  
Refugee returnees  
in 2024

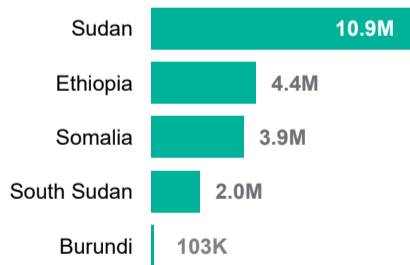
\*\*Figure from Ethiopia Humanitarian Needs Overview 2024

\*Yemen figure as of Jun 2024

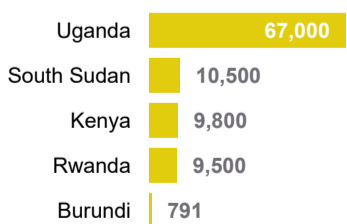
**Refugees and Asylum seekers by CoA**




**Total IDPs by host country**



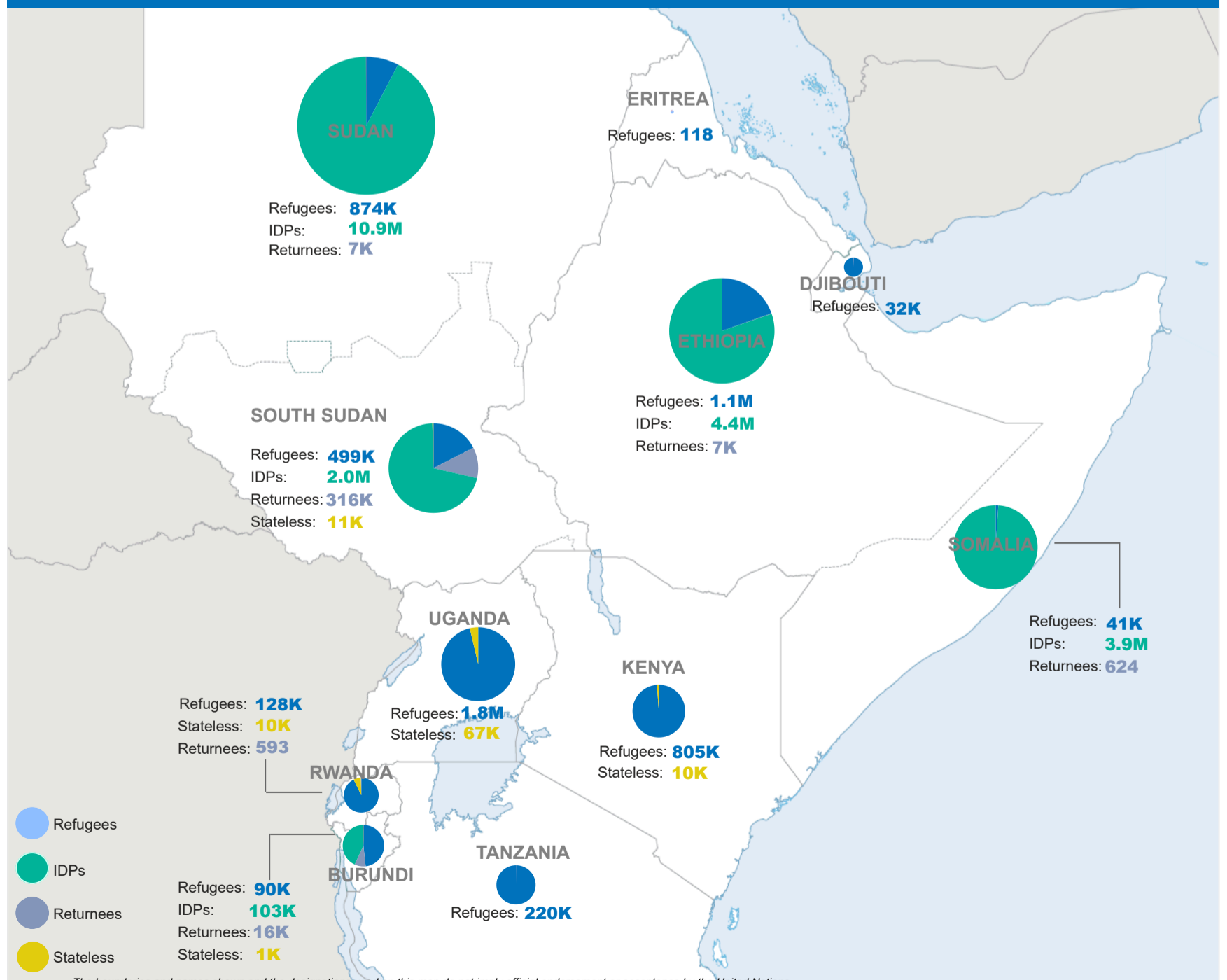
**Stateless Persons by host country**



**Refugee Returnees in 2024**



**Total Refugees, Asylum- Seekers, Refugees Returnees and IDPs in the EHAGL Region**



The boundaries and names shown and the designations used on this map do not imply official endorsement or acceptance by the United Nations