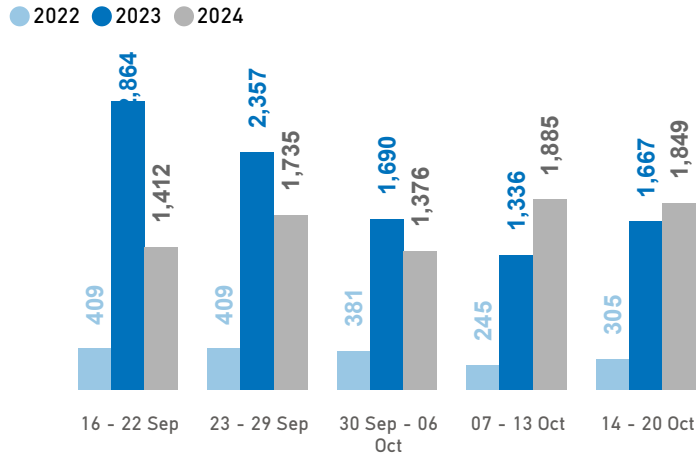


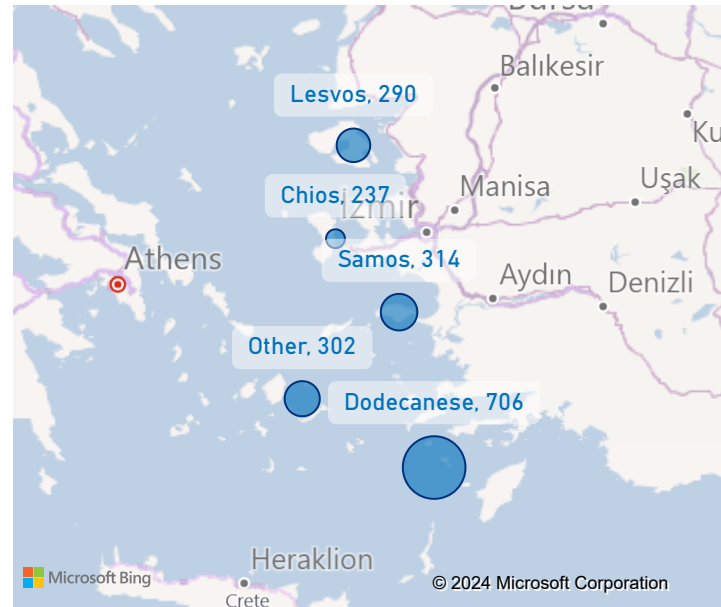
Aegean Islands Weekly Snapshot

Sea arrivals

This week, the Aegean islands saw 1,849 arrivals, a decrease from last week's 1,885. The average of the daily arrivals on the Aegean islands for this week is 264.



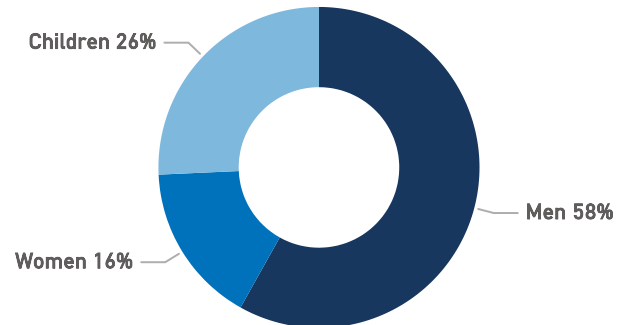
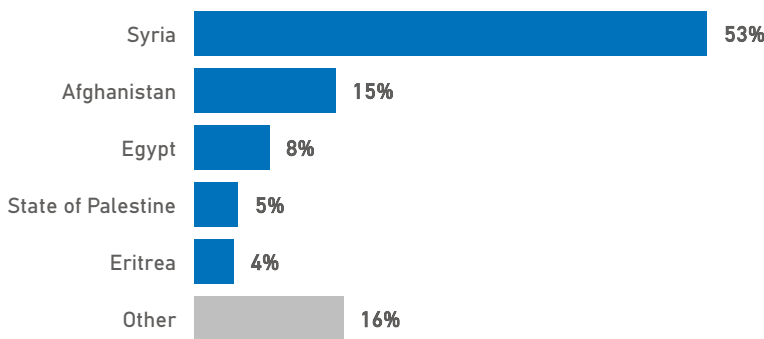
Entry Points



Population in the CCACs

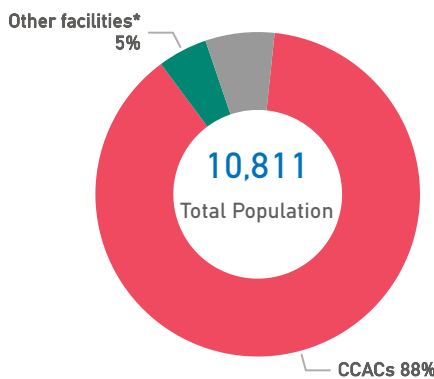
Currently, 9,532 refugees and migrants reside in the Closed Controlled Access Center(s).

Most of them are from Syria (53%), Afghanistan (15%) and Egypt (8%). Men account for 58% of the population, women for 16% and children for 26%.



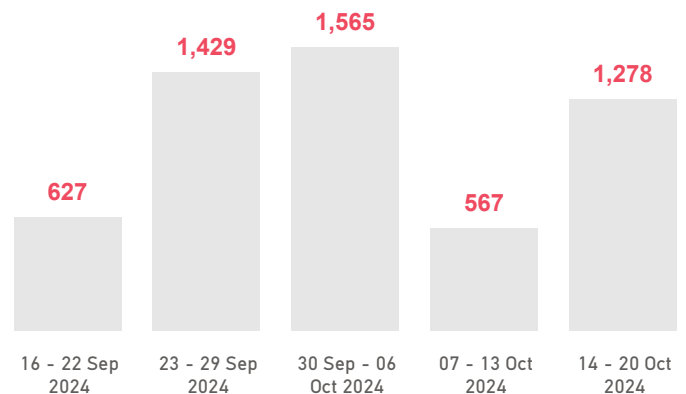
Population on the Islands

There are 10,811 refugees and migrants on the Aegean islands. Out of this total, 9,532 reside at the CCACs and 535 are hosted in other facilities. UNHCR estimates that there are also 744 self-accommodated in the islands.



Departures

This week, 1,278 refugees and migrants departed from the Aegean islands to the mainland.



Published on 01/11/2024

more information: [UNHCR Operational Portal - Greece](#)

*Other facilities include shelters for unaccompanied children, detention facilities, etc.

Refugees and migrants includes asylum-seekers, beneficiaries of international protection and people out of the asylum procedure.

Departures to the mainland mainly include: i) transfers in the context of IOM Assisted Voluntary Return and Reintegration programme, ii) transfers of unaccompanied children to State-run facilities, iii) organized transfers supported by the government, including controlled facilities for temporary accommodation of asylum-seekers in the mainland/sites, and iv) those who depart on their own means.

Data Sources: Population data - Partial Data from the Government and other sources; Arrivals/Departures - Hellenic Police, Hellenic Coastguard

Figures are subject to future adjustment based on consolidated figures provided by the authorities. Percentages may not add up to 100 due to rounding and slightly differ between the text and graphs.

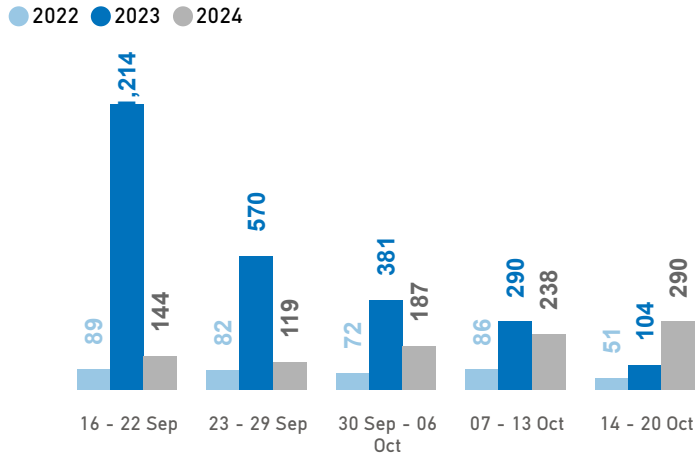
The boundaries, the names shown and the designations used on the map do not imply official endorsement or acceptance by the United Nations.

Lesvos Weekly Snapshot

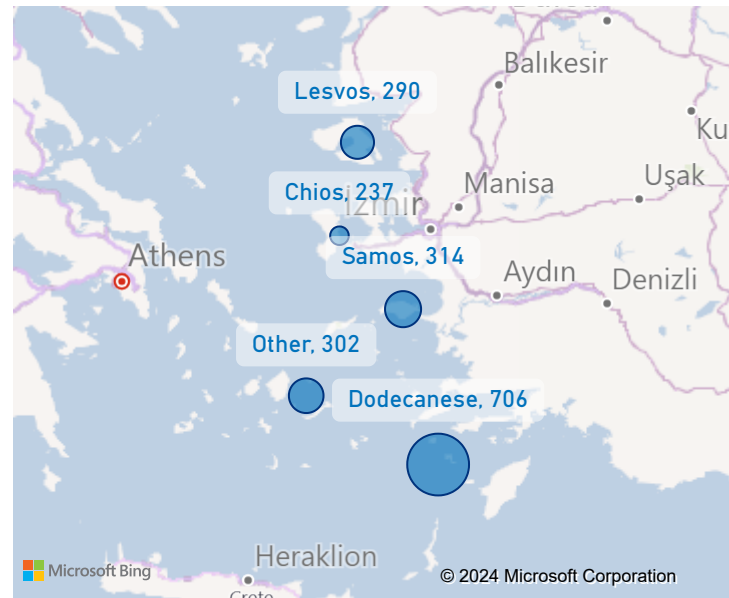
Sea arrivals

This week, Lesvos saw 290 arrivals, an increase from last week's 238.

The average of the daily arrivals on Lesvos for this week is 41.



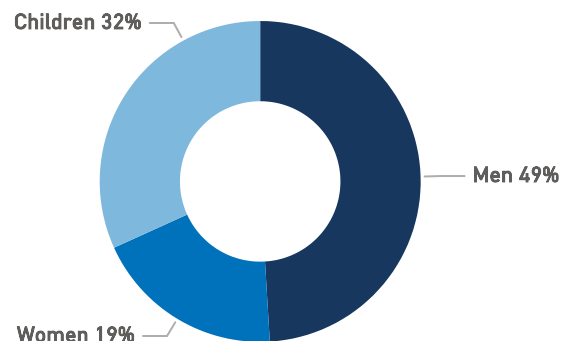
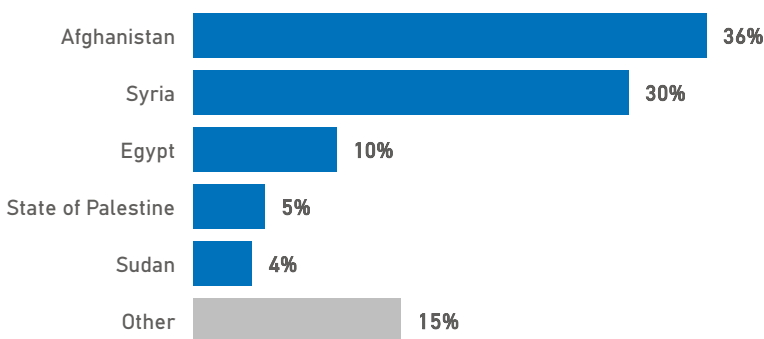
Entry Points



Population in the CCAC

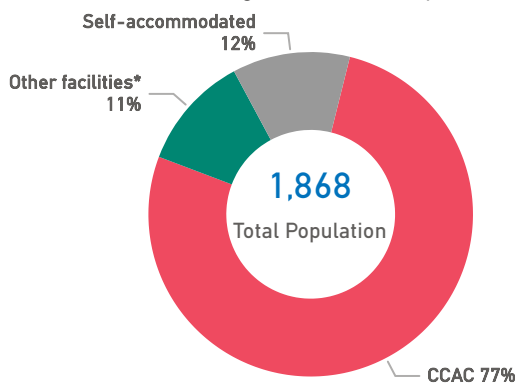
Currently, 1,436 refugees and migrants reside in the Closed Controlled Access Center.

Most of them are from Afghanistan (36%), Syria (30%) and Egypt (10%). Men account for 49% of the population, women for 19% and children for 32%.



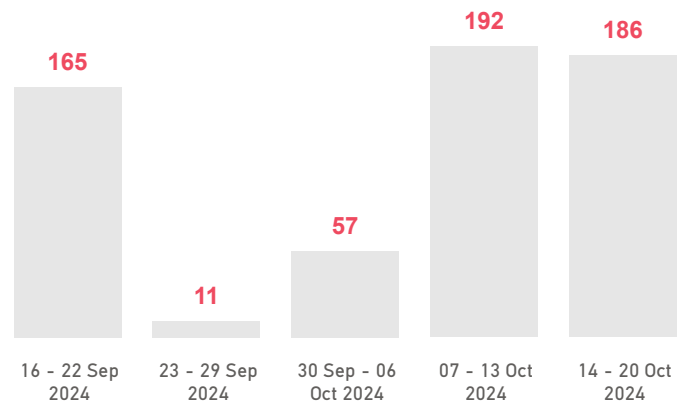
Population on the Island

There are 1,868 refugees and migrants on Lesvos. Out of this total, 1,436 reside at the CCAC and 213 are hosted in other facilities. UNHCR identified 219 self-accommodated refugees in the island up to this date.



Departures

This week, 186 refugees and migrants departed from Lesvos to the mainland.



Published on 01/11/2024

more information: [UNHCR Operational Portal - Greece](#)

*Other facilities include shelters for unaccompanied children, detention facilities, etc.

Refugees and migrants includes asylum-seekers, beneficiaries of international protection and people out of the asylum procedure.

Departures to the mainland mainly include: i) transfers in the context of IOM Assisted Voluntary Return and Reintegration programme, ii) transfers of unaccompanied children to State-run facilities, iii) organized transfers supported by the government, including controlled facilities for temporary accommodation of asylum-seekers in the mainland/sites, and iv) those who depart on their own means.

Data Sources: Population data - Partial Data from the Government and other sources; Arrivals/Departures - Hellenic Police, Hellenic Coastguard

Figures are subject to future adjustment based on consolidated figures provided by the authorities. Percentages may not add up to 100 due to rounding and slightly differ between the text and graphs.

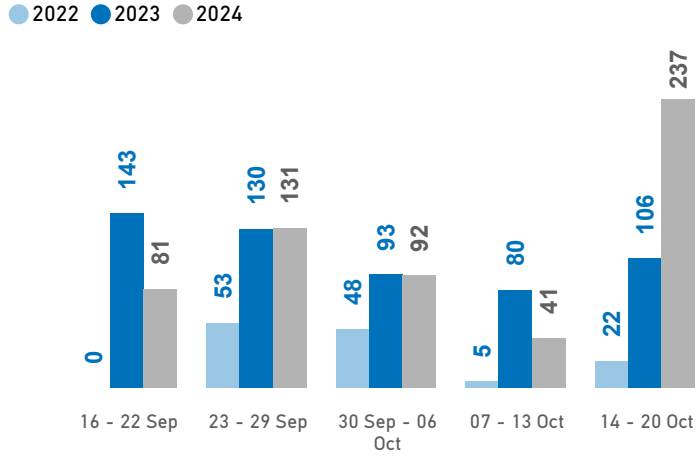
The boundaries, the names shown and the designations used on the map do not imply official endorsement or acceptance by the United Nations.

Chios Island Weekly Snapshot

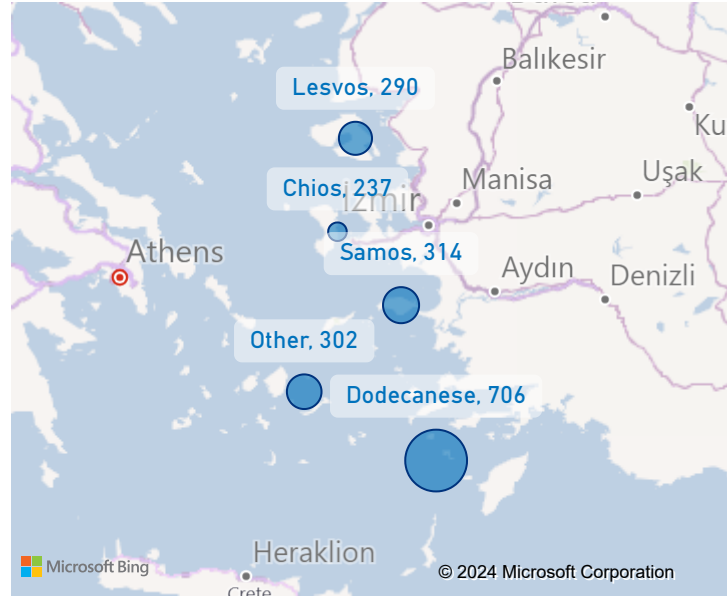
Sea arrivals

This week, Chios island saw 237 arrivals, an increase from last week's 41.

The average of the daily arrivals on Chios island for this week is 34.



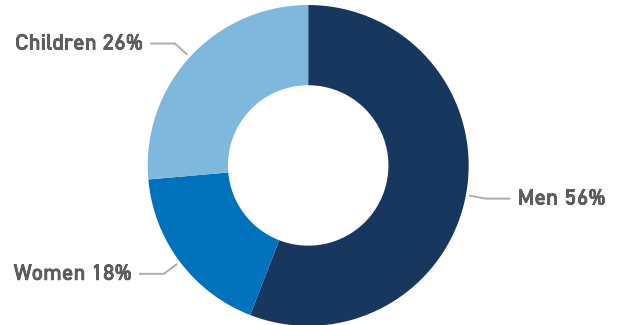
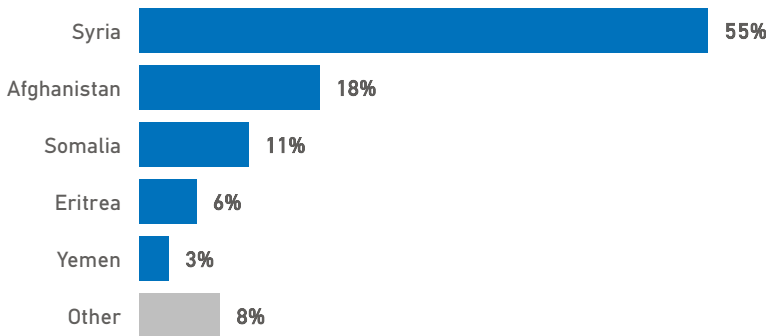
Entry Points



Population in the CCAC

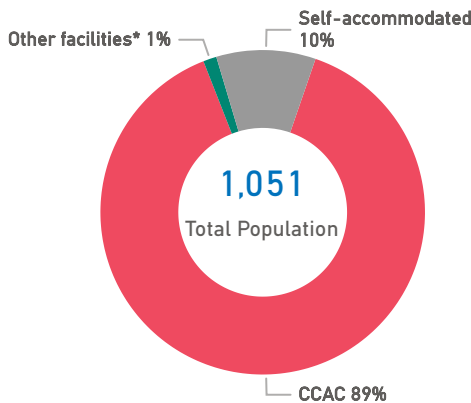
Currently, 933 refugees and migrants reside in the Closed Controlled Access Center.

Most of them are from Syria (55%), Afghanistan (18%) and Somalia (11%). Men account for 56% of the population, women for 18% and children for 26%.



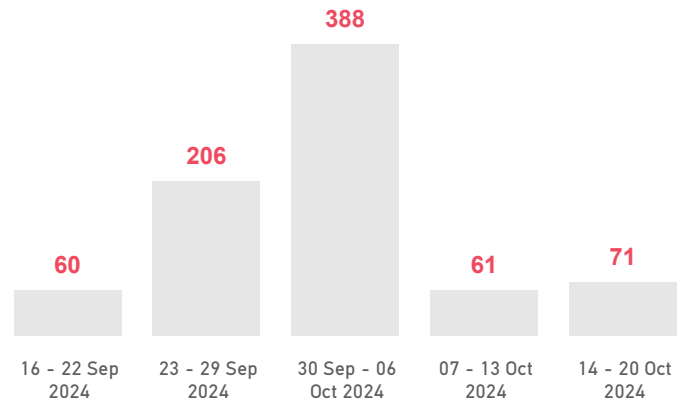
Population on the Island

There are 1,051 refugees and migrants on Chios island. Out of this total, 933 reside at the CCAC and 14 are hosted in other facilities. UNHCR estimates that there are also 104 self-accommodated in the island.



Departures

This week, 71 refugees and migrants departed from Chios island to the mainland.



Published on 01/11/2024

more information: [UNHCR Operational Portal - Greece](#)

*Other facilities include shelters for unaccompanied children, detention facilities, etc.

Refugees and migrants includes asylum-seekers, beneficiaries of international protection and people out of the asylum procedure.

Departures to the mainland mainly include: i) transfers in the context of IOM Assisted Voluntary Return and Reintegration programme, ii) transfers of unaccompanied children to State-run facilities, iii) organized transfers supported by the government, including controlled facilities for temporary accommodation of asylum-seekers in the mainland/sites, and iv) those who depart on their own means.

Data Sources: Population data - Partial Data from the Government and other sources; Arrivals/Departures - Hellenic Police, Hellenic Coastguard

Figures are subject to future adjustment based on consolidated figures provided by the authorities. Percentages may not add up to 100 due to rounding and slightly differ between the text and graphs.

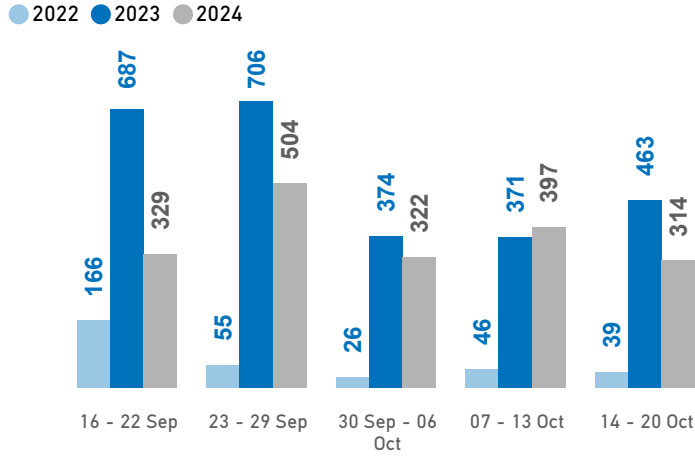
The boundaries, the names shown and the designations used on the map do not imply official endorsement or acceptance by the United Nations.

Samos Island Weekly Snapshot

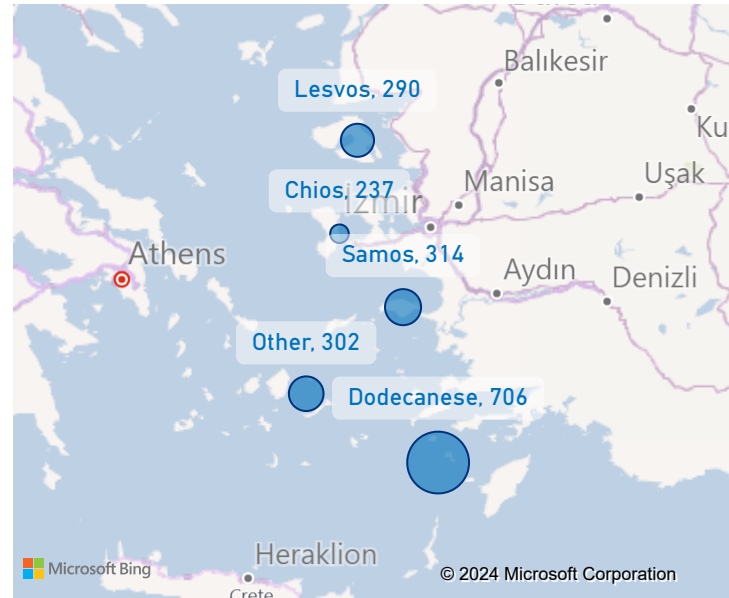
Sea arrivals

This week, Samos island saw 314 arrivals, a decrease from last week's 397.

The average of the daily arrivals on Samos island for this week is 45.



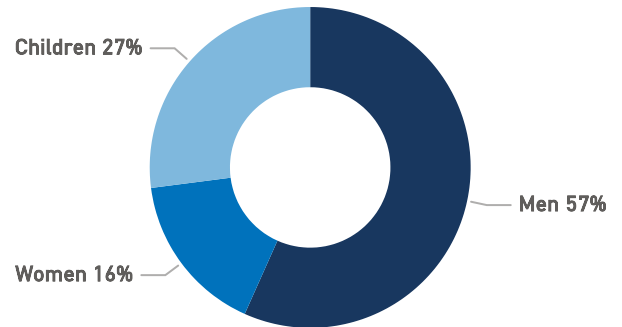
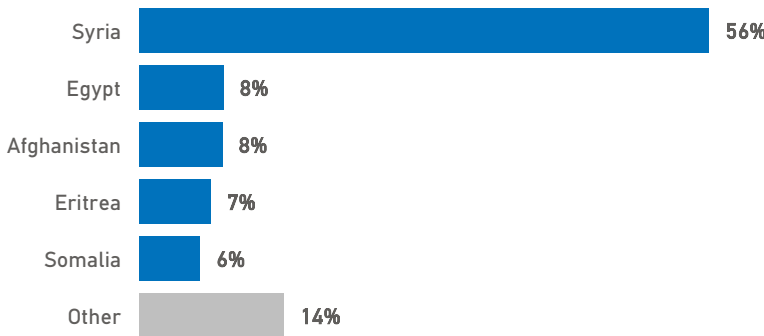
Entry Points



Population in the CCAC

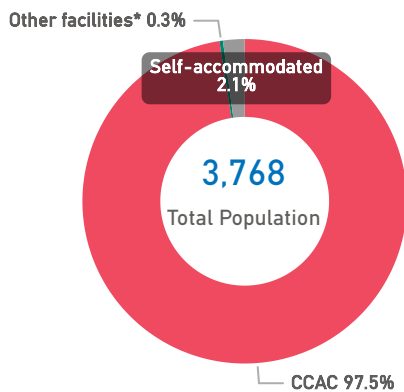
Currently, 3,674 refugees and migrants reside in the Closed Controlled Access Center.

Most of the registered population are from Syria (56%), Egypt (8%) and Afghanistan (8%). Men account for 57% of the population, women for 16% and children for 27%.



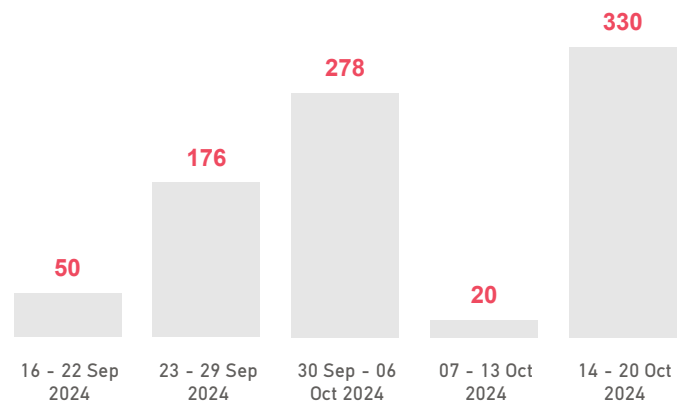
Population on the Island

There are 3,768 refugees and migrants on Samos island. Out of this total, the 3,674 reside at the CCAC and 13 are hosted in other facilities. UNHCR estimates that there are also 81 self-accommodated in the island.



Departures

This week, 330 refugees and migrants departed from Samos island to the mainland.



Published on 01/11/2024

more information: [UNHCR Operational Portal - Greece](#)

*Other facilities include shelters for unaccompanied children, detention facilities, etc.

Refugees and migrants includes asylum-seekers, beneficiaries of international protection and people out of the asylum procedure.

Departures to the mainland mainly include: i) transfers in the context of IOM Assisted Voluntary Return and Reintegration programme, ii) transfers of unaccompanied children to State-run facilities, iii) organized transfers supported by the government, including controlled facilities for temporary accommodation of asylum-seekers in the mainland/sites, and iv) those who depart on their own means.

Data Sources: Population data - Partial Data from the Government and other sources; Arrivals/Departures - Hellenic Police, Hellenic Coastguard

Figures are subject to future adjustment based on consolidated figures provided by the authorities. Percentages may not add up to 100 due to rounding and slightly differ between the text and graphs.

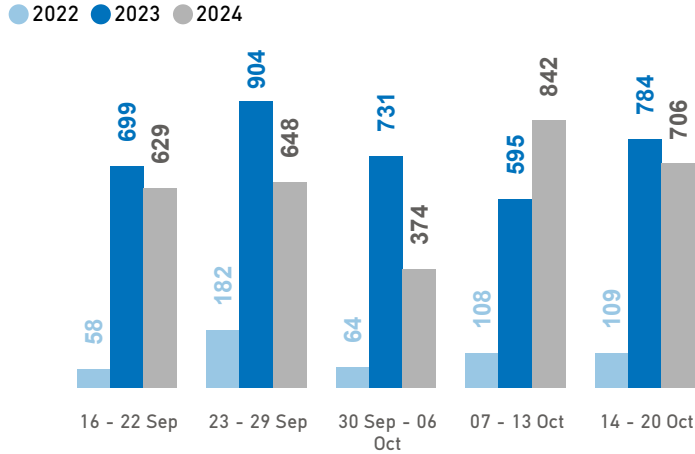
The boundaries, the names shown and the designations used on the map do not imply official endorsement or acceptance by the United Nations.

Dodecanese Islands Weekly Snapshot

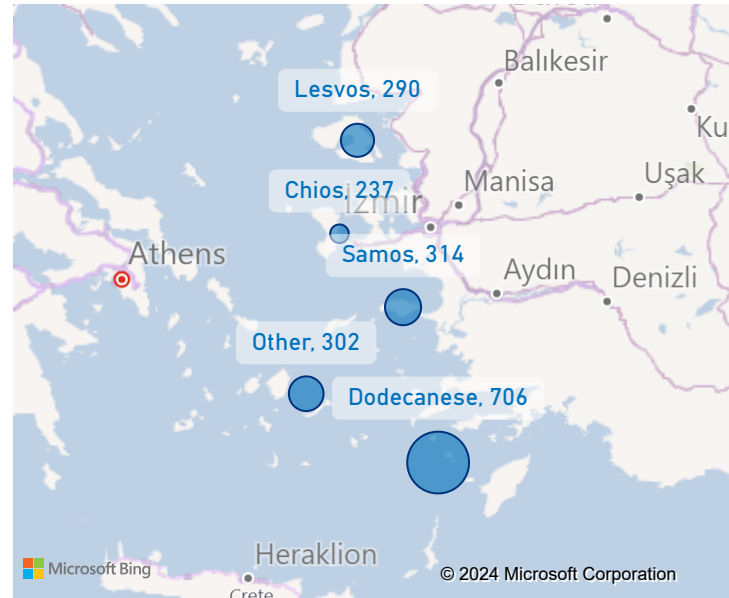
Sea arrivals

This week, the Dodecanese islands saw 706 arrivals, a decrease from last week's 842.

The average of the daily arrivals on the Dodecanese islands for this week is 101.



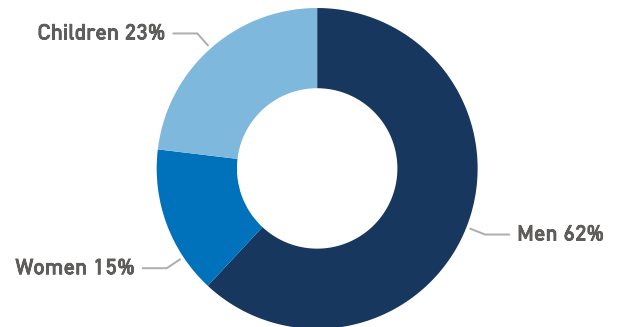
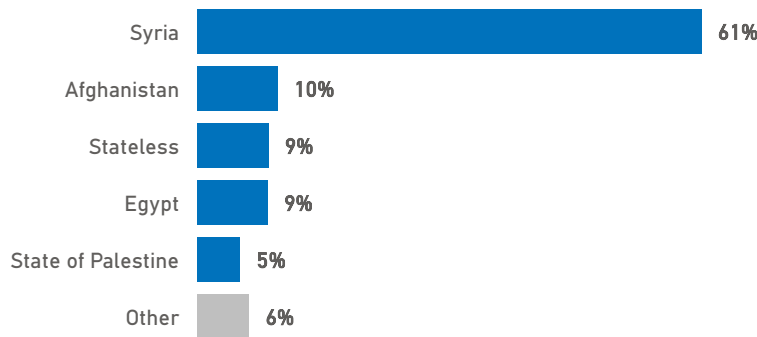
Entry Points



Population in Kos CCAC and Leros CCAC

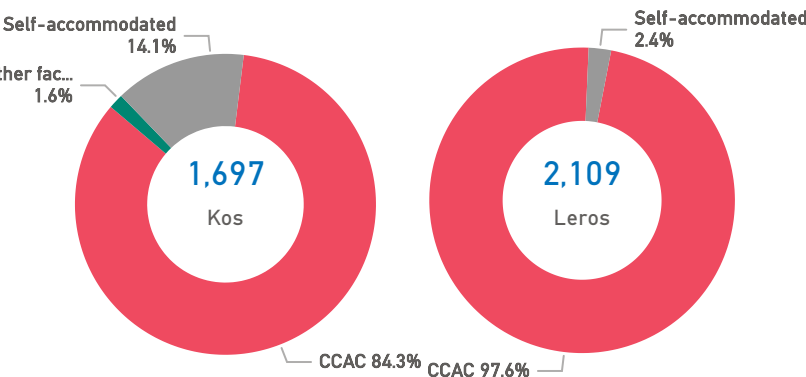
Currently, 3,489 refugees and migrants reside in Kos CCAC and Leros CCAC.

Most of them are from Syria (61%), Afghanistan (10%) and Stateless (9%). Men account for 62% of the population, women for 15% and children for 23%.



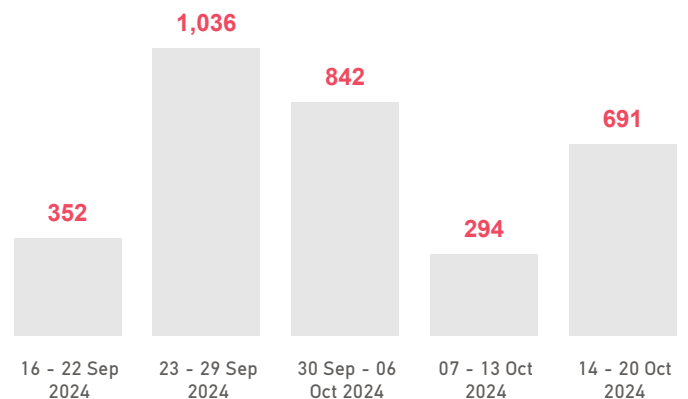
Population on the Dodecanese Islands

There are 3,806 refugees and migrants on the Dodecanese islands. Out of this total, 1,430 reside at the CCAC in Kos, and 2,059 at the CCAC Leros. In Kos, an estimated 240 people are self-accommodated and an additional 27 are hosted in other facilities, while in Leros, an estimated 50 people are self-accommodated, with an additional 0 being hosted in other facilities.



Departures

This week, 691 refugees and migrants departed from the Dodecanese islands to the mainland.



Published on 01/11/2024

more information: [UNHCR Operational Portal - Greece](#)

*Other facilities include shelters for unaccompanied children, detention facilities, etc.

Refugees and migrants includes asylum-seekers, beneficiaries of international protection and people out of the asylum procedure.

Departures to the mainland mainly include: i) transfers in the context of IOM Assisted Voluntary Return and Reintegration programme, ii) transfers of unaccompanied children to State-run facilities, iii) organized transfers supported by the government, including controlled facilities for temporary accommodation of asylum-seekers in the mainland/sites, and iv) those who depart on their own means.

Data Sources: Population data - Partial Data from the Government and other sources; Arrivals/Departures - Hellenic Police, Hellenic Coastguard

Figures are subject to future adjustment based on consolidated figures provided by the authorities. Percentages may not add up to 100 due to rounding and slightly differ between the text and graphs.

The boundaries, the names shown and the designations used on the map do not imply official endorsement or acceptance by the United Nations.