Protection Sector Achievements - 2023

as of September 2024

Inter-Agency Coordination Türkiye

# of Beneficiaries by Location

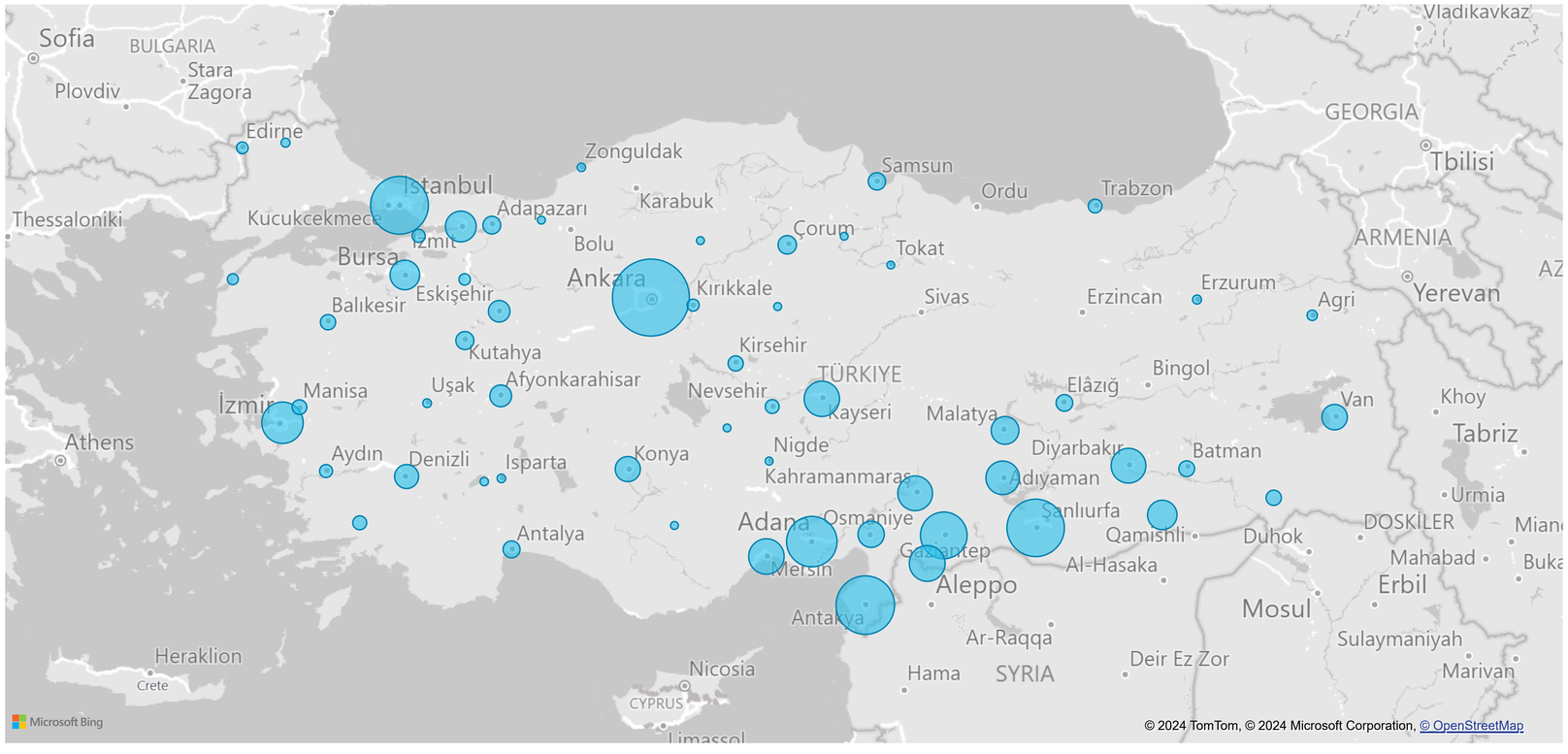

Individuals benefitting protection Services by Month

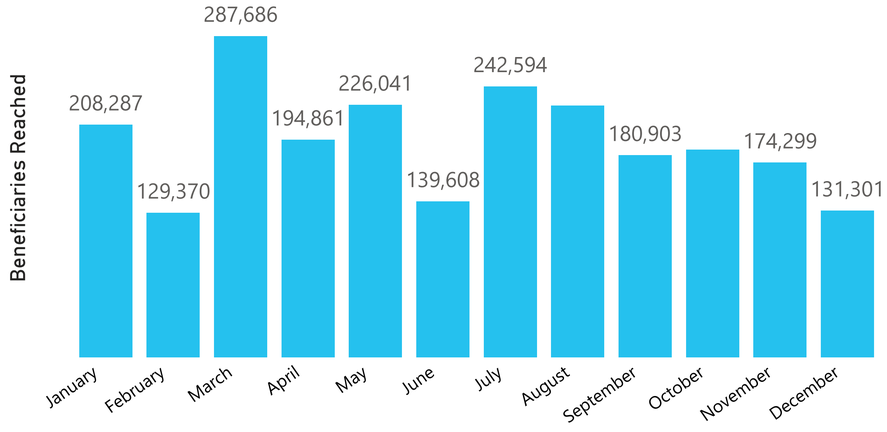

848,999
Number of individuals benefitting from protection activities

591,953
Number of individuals with specific needs/vulnerabilities assessed and identified with protection n

Location
All

Breakdown of Beneficiaries by Gender

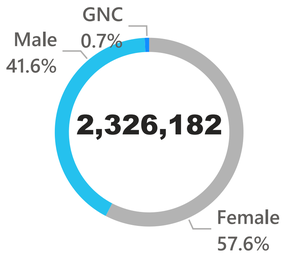

Breakdown of Beneficiaries by Nationality*

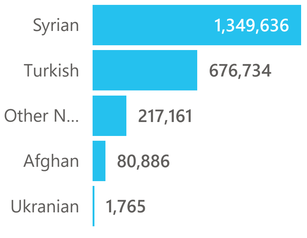

232,287
Number referrals (of individuals with protection needs) to specialized/multisectoral services

19,183
# of individual GBV survivors provided with GBV specific response services

116,113
# of individual GBV survivors and those at risk assessed

185,180
Number of individuals receiving cash/in-kind assistance to meet their protection needs

184,912
# of children assessed for protection needs

90,575
# of children participating in structured, sustained child protection or psycho-social support progr

95,303
# of individuals provided with individual legal support

26,378
# of individuals trained on international protection, rights, services and available assistance

Appeal
All

EQ Response Activity
All

Nationality
All

Reporting Agencies

ASA	Bonyan	Concern...	DRC	ELAF	Gaziant...	Gokkusa...	IGAM	Izmir- M...	Kaos GL	LEAP N...	Mavi Kal...	MUDEM	Multecil...	REALs	SAMS	Save the...	STL	TARDE	TRC	UNFPA	UNWo...	WALD	YSF
ASAM	CARE In...	DDD	Eksi 25	EVSAD	GOAL In...	HRDF	IOM	KADAV	Kilis- Pr...	Malatya...	Mercy ...	Multecil...	NSPPL	Relief In...	Sanliurf...	SEVKAR	Takaful ...	TKV	UMHD	UNHCR	UOSSM ...	WHH	YSYD

Supporting Agencies

ASAM	Bar ...	CAR...	Carit...	Conc...	DRC	ECH...	Eksi ...	ELAF	GIZ	GOA...	IGAM	IOM	KAD...	LEAP...	MDM	Merc...	MoIT	MU...	Mult...	REALs	Relie...	SAMS	Save...	STL	Takaf...	TİHV	UM...	UNF...	UNH...	UNI...	UN...	WHH	WHO	YSYD

Source: *PWG, ActivityInfo* *Feedback*: *IMTurkey@unhcr.org*

**The number of beneficiaries reached is calculated by summing indicators selected by the sectors; there may be duplications.*

Protection Sector Achievements - 2024

as of September 2024

Inter-Agency Coordination Türkiye

# of Beneficiaries by Location

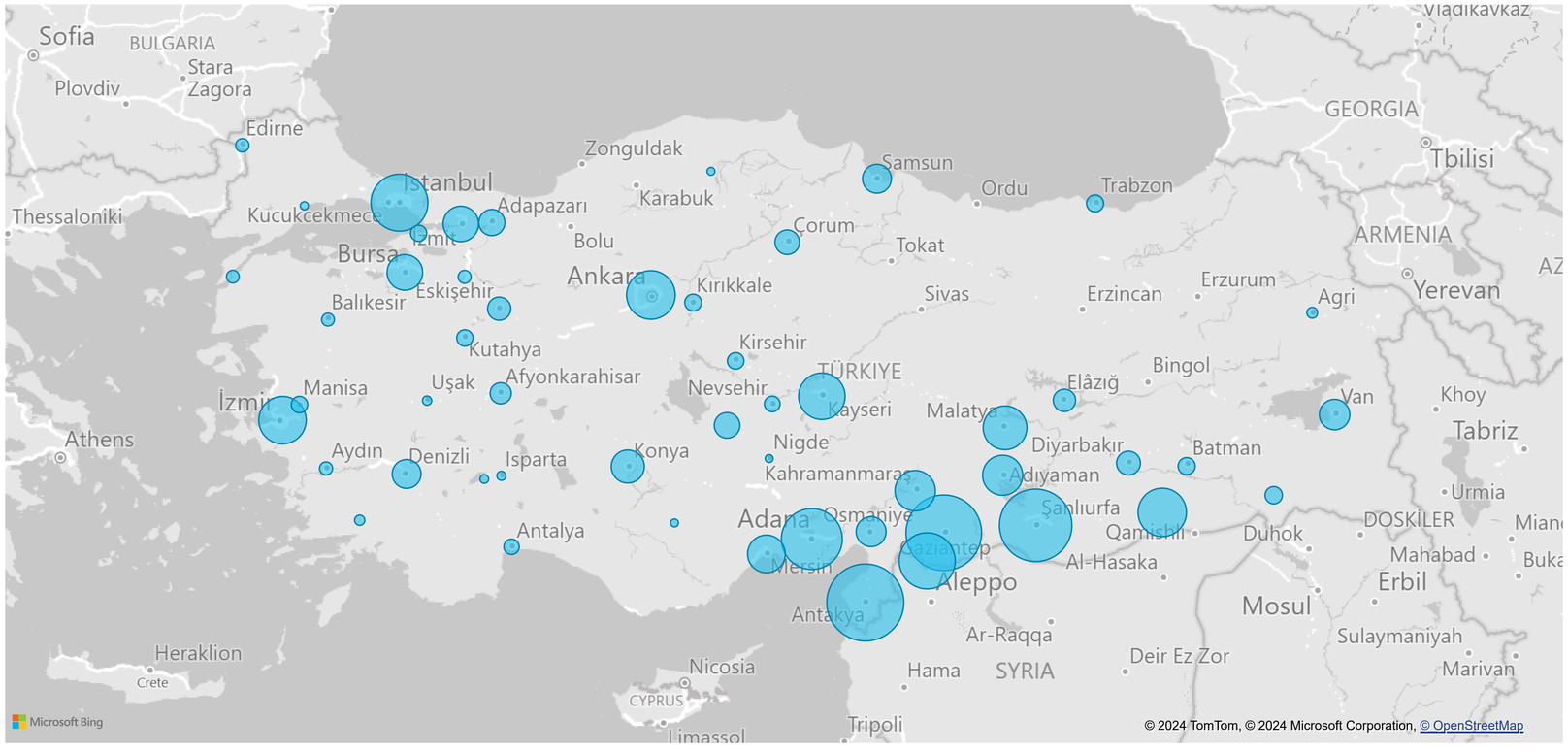

Individuals benefitting protection Services by Month

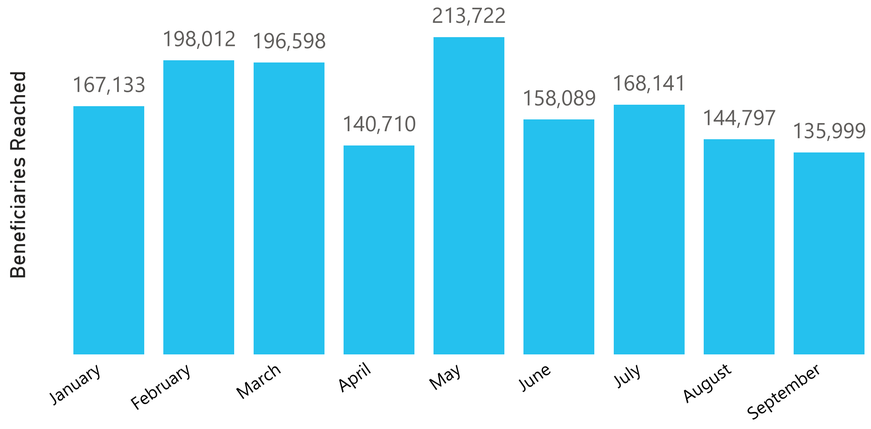

570,259
Number of individuals benefitting from protection activities

354,440
Number of individuals with specific needs/vulnerabilities assessed and identified with protection n

Location

All

Breakdown of Beneficiaries by Gender

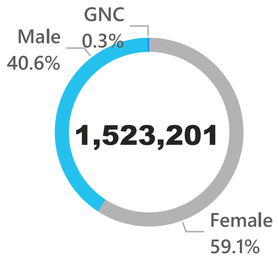

Breakdown of Beneficiaries by Nationality*

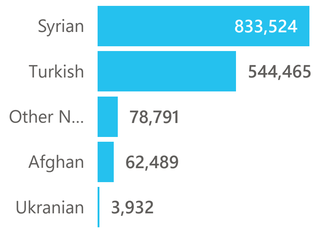

91,238
Number referrals (of individuals with protection needs) to specialized/multisectoral services

13,392
# of individual GBV survivors provided with GBV specific response services

25,275
# of individual GBV survivors and those at risk assessed

46,790
Number of individuals receiving cash/in-kind assistance to meet their protection needs

154,925
# of children assessed for protection needs

69,008
# of children participating in structured, sustained child protection or psycho-social support progr

63,733
# of individuals provided with individual legal support

22,956
# of individuals trained on international protection, rights, services and available assistance

Appeal: All

EQ Response Activity: All

Nationality: All

Reporting Agencies

AAR Ja...	CARE In...	DRC	ELAF	Gaziant...	GOAL I...	Hatay ...	Human ...	Inogar	Izmir- ...	Kaos GL	LEAP N...	MUDEM	NSPPL	REALs	SAMS	SARD	SENED ...	SRP	TARDE	TKV	UMHD	UNHCR	WALD	YSF
ASAM	DDD	Eksi 25	EVSAD	Genç H...	Hand in...	HRDF	IGAM	IOM	KADAV	Kilis- Pr...	LWA	Multecil...	Qatar C...	RET Int...	Sanliurf...	Save th...	SEVKAR	STL	Test Par...	TRC	UNFPA	UOSSM...	WHH	Zero Di...

Supporting Agencies

AAR...	AFAD	ASAM	CAR...	Carit...	Cord...	DRC	ECH...	ELAF	GIZ	GOA...	Han...	Hum...	IGAM	IOM	KAD...	LEA...	LWA	MDM	MoNE	MU...	Mult...	Oxfa...	Qata...	REALs	Relie...	RET ...	SAMS	Save...	SEN...	Soli...	UM...	UNF...	UNH...	UNI...	WHH

Source: *PWG, ActivityInfo* **Feedback**: *IMTurkey@unhcr.org*

**The number of beneficiaries reached is calculated by summing indicators selected by the sectors; there may be duplications.*

Protection Sector Achievements - 2024

as of September 2024

Inter-Agency Coordination Türkiye

Number of individuals with specific needs/vulnerabilities assessed and identified with protection needs

342,997

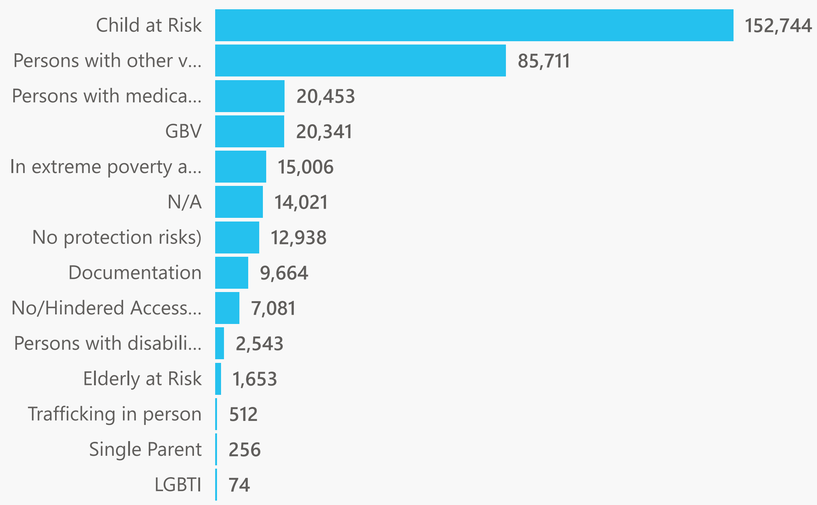

Number of Individuals Trained

22,333

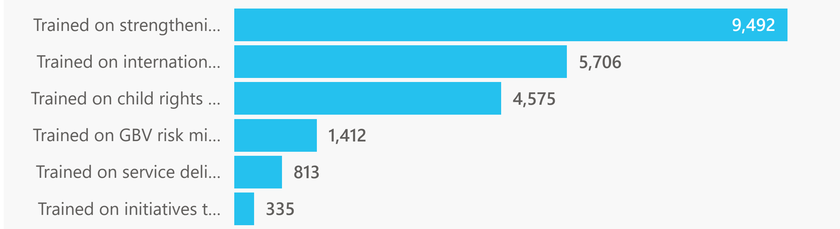

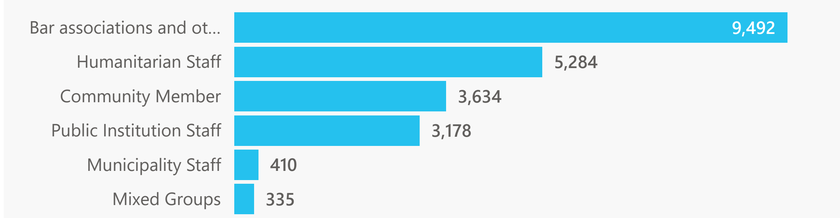

Number of Individuals Reached with Information Dissemination or Awareness Raising

938,224

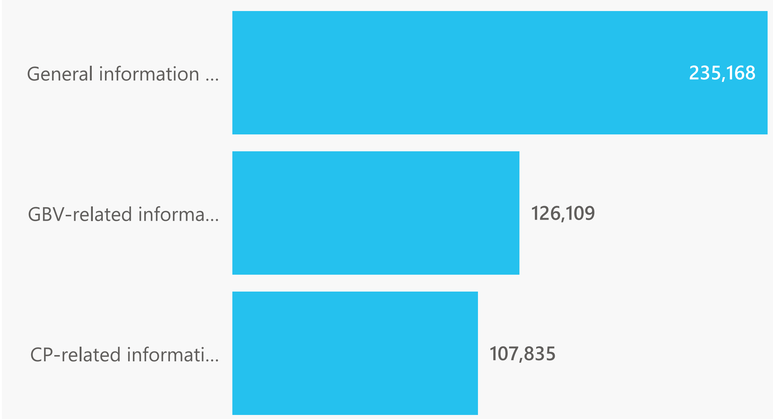

Location All

Appeal 3RP

Nationality All

EQ Response Activity All

Individuals benefitting protection Services by Month



Reporting Agencies

AAR Japan	CARE Inte...	DRC	Gaziantep...	GOAL Inte...	Hatay Me...	Human A...	Izmir- Me...	Kaos GL	LEAP NGO	MUDEM	Qatar Cha...	RET Inter...	Sanliurfa ...	Save the ...	SEVKAR	TARDE	TKV	UNFPA	WALD	YSF
ASAM	DDD	Eksi 25	Genç Hay...	Hand in H...	HRDF	IOM	KADAV	Kilis- Prov...	LWA	Multeciler...	REALs	SAMS	SARD	SENED Or...	STL	Test Partner	TRC	UNHCR	WHH	Zero Discr...

Supporting Agencies

AAR J...	AFAD	ASAM	CARE...	Carita...	Cord...	DRC	ECHO...	GIZ	GOAL...	Hand...	Hum...	IOM	KADAV	LEAP ...	LWA	MDM	MUD...	Multe...	Oxfa...	Qatar...	REALs	Relief...	RET I...	SAMS	Save ...	SENE...	Solid...	UNFPA	UNH...	UNICEF	WHH

Source: *PWG, ActivityInfo* ***Feedback***: *IMTurkey@unhcr.org*

**The number of beneficiaries reached is calculated by summing indicators selected by the sectors; there may be duplications.*

Protection Sector Achievements - 2024

as of September 2024

Inter-Agency Coordination Türkiye

Location: All

Appeal: All

EQ Response Activity: All

Nationality: All

Indicator Family	January	February	March	April	May	June	July	Augu
1.1.1 # of individuals trained on international protection, rights, services and available assistance	1,532	1,057	272	200	424	1,341	235	[illegible]
1.1.2 # of protection monitoring mechanisms established/maintained	7	7	3	3	3	4	13	[illegible]
1.4.1 # of refugees/vulnerable host community members provided with individual legal support (legal aid and counsel)	9,755	9,460	7,375	5,391	8,113	5,858	6,573	5,[illegible]
1.4.2 # of individuals trained on strengthening legal aid mechanisms for refugees (bar associations and other stakeholders)	14	5,679	3,296	67	41	207		[illegible]
2.1.1 # of individuals benefitting from protection activities	73,380	88,174	73,200	57,292	69,507	50,049	54,930	50,[illegible]
2.1.2 # of individuals with specific needs/vulnerabilities assessed and identified with protection needs	27,827	27,151	23,706	14,986	20,047	15,812	17,776	13,[illegible]
2.1.3 # referrals (of individuals with protection needs) to specialized/multisectoral services	13,832	13,470	13,041	8,055	11,378	6,975	8,697	6,[illegible]
2.1.4 # of individuals receiving cash/in-kind assistance to meet their protection needs	15,725	4,296	4,610	2,919	6,161	5,888	3,371	2,[illegible]
2.1.5 # of individual receiving psycho-social support	6,930	8,425	6,631	4,972	9,021	5,873	6,594	5,[illegible]
2.2.1 # of individuals reached through information campaigns and awareness-raising on rights, entitlements, services and assistance	25,349	31,809	33,585	15,811	31,365	22,330	31,672	24,[illegible]
2.3.1 # of individuals engaged in sustained and structured mobilization efforts and empowerment programmes	1,811	1,679	1,225	1,282	1,853	421	648	[illegible]
2.5.1 # of refugee and host community members participating in one-off events specific to social cohesion	1,847	1,306	1,197	2,367	866	1,202	1,024	1,[illegible]
2.5.2 # of refugee and host community members participating in structured and sustained programmes specific to social cohesion	28,940	26,236	28,848	34,644	36,579	24,505	37,776	35,[illegible]
2.5.4 # of individuals reached with capacity sharing initiatives to promote peaceful co-existence and social cohesion	30	73	101	7	17	68	34	
2.6.1 # of individuals reached with technical capacity development initiatives (including trainings etc) on service delivery/provision to persons with specific needs	51	67	88	103	100	128	71	
2.6.2 # of institutions supported to improve physical capacities (including related to infrastructure, material and logistic support) on service delivery/provision to persons with specific needs		2						
2.6.3 # of institutions supported to strengthen human resources capacities (including staffing support such as recruitment of psychologists, social workers) on service delivery/provision to persons with specific needs		2		2		1	2	
3.1.1 # of individual Gender-Based Violence (GBV) survivors and those at risk assessed	3,673	3,509	3,960	2,085	3,442	1,977	2,475	1,[illegible]
3.1.2 # of individual GBV survivors provided with GBV specific response services	1,828	1,584	1,595	1,292	1,856	1,298	1,604	1,[illegible]
3.1.3 # of individual GBV survivors referred to multi-sectoral GBV specific response services	745	655	665	428	741	624	630	[illegible]
3.2.1 # of individuals reached through GBV-related information campaigns and activities to raise public awareness on rights, entitlements and assistance for prevention, mitigation and response to GBV	14,987	18,228	24,780	10,195	21,754	10,488	16,028	14,[illegible]
3.3.1 # of individuals reached with technical capacity development (including trainings) initiatives on GBV risk mitigation, prevention and response	194	213	213	106	138	219	246	
3.3.2 # of institutions supported to improve physical capacities (including related to infrastructure, material and logistic support) on GBV risk mitigation, prevention and response		2						
3.3.3 # of institutions supported to strengthen human resources capacities (including staffing support such as recruitment of psychologists, social workers) on GBV risk mitigation, prevention and response	76	2						
4.1.1 # of children assessed for protection risks	16,985	25,151	20,382	14,799	21,883	12,054	12,171	13,[illegible]
4.1.2 # of children identified to be at risk	10,101	11,580	9,321	6,167	8,808	4,839	6,435	7,[illegible]
4.1.3 # of children referred to specialised/multi-sectoral services	4,732	5,908	4,460	2,728	4,046	2,861	3,102	3,[illegible]
4.2.1 # of children participating in structured and sustained community based child protection programmes	466	475	407	1,193	1,450	900	757	1,[illegible]
4.2.2 # of children participating in structured, sustained child protection or psycho-social support programmes (individuals and in groups)	5,596	9,766	9,661	8,105	10,361	4,807	6,316	7,[illegible]
4.2.3 # of individuals reached with positive parenting programmes	1,181	1,209	3,532	3,044	1,152	1,741	1,006	1,[illegible]
4.2.4 # of individuals reached through information campaigns and awareness-raising initiatives on child rights and protection	4,950	11,413	12,180	10,840	27,192	12,064	11,299	8,[illegible]
Total	**273,293**	**310,159**	**288,841**	**209,487**	**298,657**	**195,021**	**231,925**	**206,[illegible]**

Reporting Agencies

AAR Ja... | CARE In... | DRC | ELAF | Gaziant... | GOAL I... | Hatay ... | Human ... | Inogar | Izmir- ... | Kaos GL | LEAP N... | MUDEM | NSPPL | REALs | SAMS | SARD | SENED ... | SRP | TARDE | TKV | UMHD | UNHCR | WALD | YSF

ASAM | DDD | Eksi 25 | EVSAD | Genç H... | Hand in... | HRDF | IGAM | IOM | KADAV | Kilis- Pr... | LWA | Multecil... | Qatar C... | RET Int... | Sanliurf... | Save th... | SEVKAR | STL | Test Par... | TRC | UNFPA | UOSSM... | WHH | Zero Di...

Supporting Agencies

AAR... | AFAD | ASAM | CAR... | Carit... | Cord... | DRC | ECH... | ELAF | GIZ | GOA... | Han... | Hum... | IGAM | IOM | KAD... | LEA... | LWA | MDM | MoNE | MU... | Mult... | Oxfa... | Qata... | REALs | Relie... | RET ... | SAMS | Save... | SEN... | Soli... | UM... | UNF... | UNH... | UNI... | WHH

Source: *PWG, ActivityInfo* *Feedback*: *IMTurkey@unhcr.org*

**The number of beneficiaries reached is calculated by summing indicators selected by the sectors; there may be duplications.*

Türkiye Protection Sector 3RP Progress Checker

as of September 2024

1.1.1 # of individuals trained on international protection, rights, services and available assistance

14,946
Achievement

22,057
Target

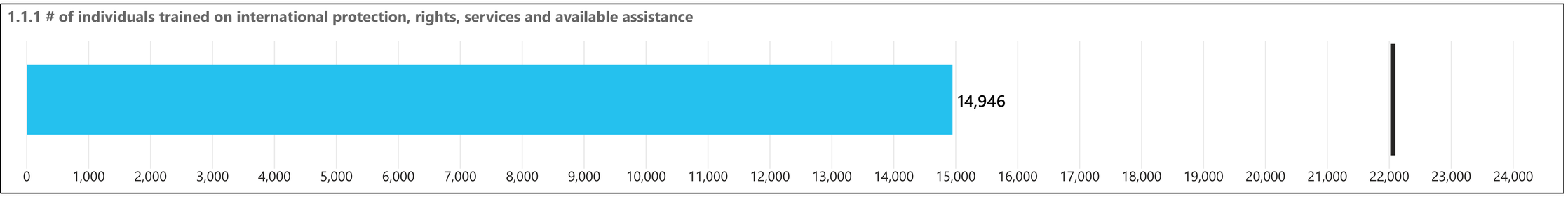

Implementation by Month

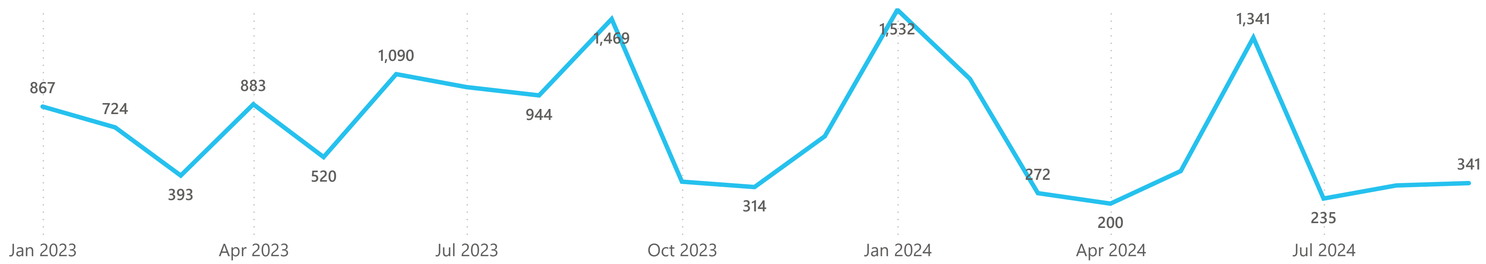

By Supporting Agency

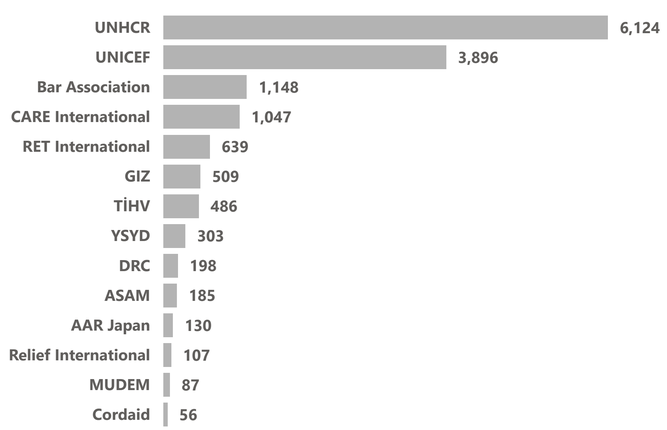

By Implementing Agency

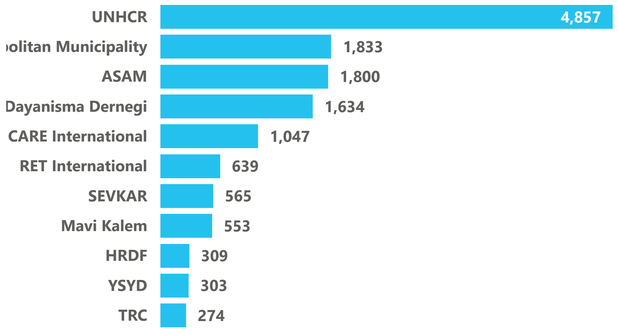

# of Beneficiaries by Location

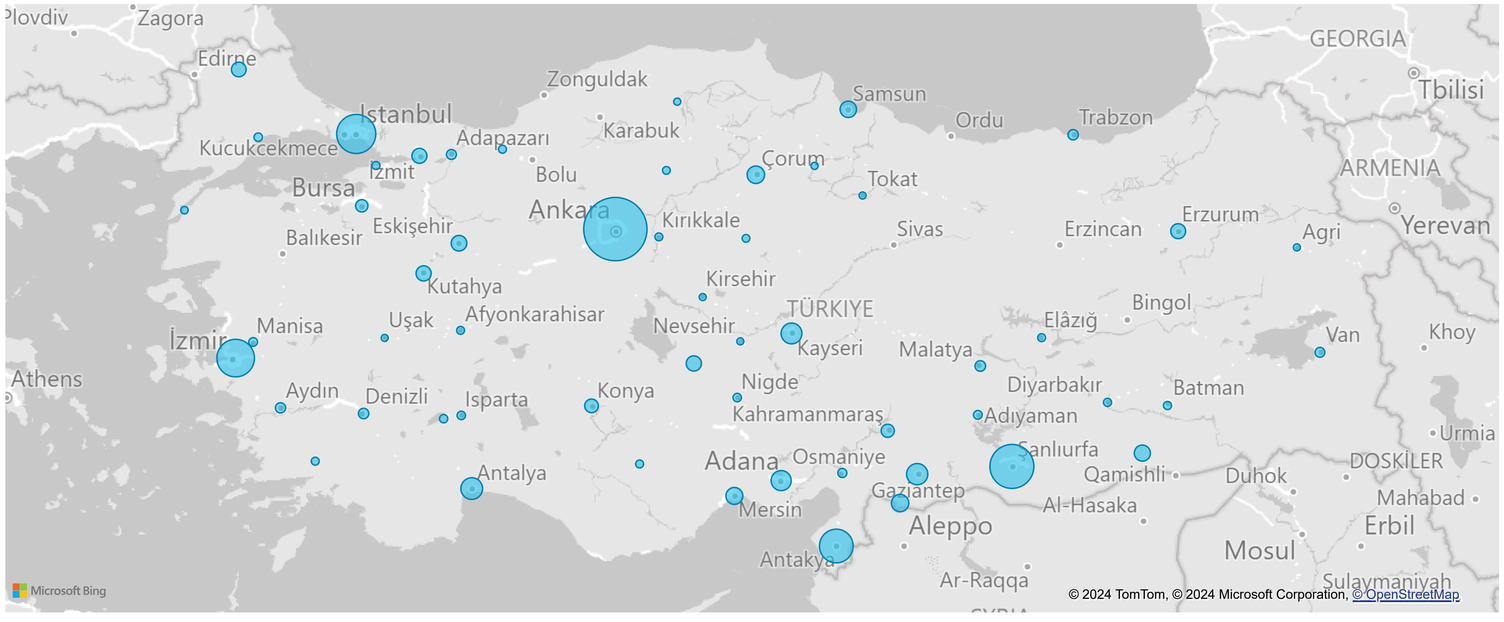

Indicator
- ■ 1.1.1 # of individuals trained ...
- ☐ 1.1.2 # of protection monitori...
- ☐ 1.4.1 # of refugees/vulnerabl...
- ☐ 1.4.2 # of individuals trained ...
- ☐ 2.1.1 # of individuals benefitti...
- ☐ 2.1.2 # of individuals with spe...
- ☐ 2.1.3 # referrals (of individual...
- ☐ 2.1.4 # of individuals receivin...
- ☐ 2.1.5 # of individual receiving...
- ☐ 2.2.1 # of individuals reached...
- ☐ 2.3.1 # of individuals engage...
- ☐ 2.5.1 # of refugee and host c...
- ☐ 2.5.2 # of refugee and host c...
- ☐ 2.5.4 # of individuals reached...
- ☐ 2.6.1 # of individuals reached...

Year, Quarter
- ☐ 2023
- ☐ 2024

Nationality
- ☐ Afghan
- ☐ Other Nationalities
- ☐ Syrian
- ☐ Turkish
- ☐ Ukranian

Appeal, EQ Response Activity
- ☐ 3RP
- ☐ Outside of 3RP

Reporting Agencies

AAR Japan | ASAM | CARE Int... | DRC | Eksi 25 | EVSAD | HRDF | Izmir- M... | KADAV | Kaos GL | Mavi Kal... | MUDEM | Multecil... | RET Inter... | Sanliurfa... | SEVKAR | STL | TRC | UNHCR | UOSSM ... | WALD | WHH | YSYD

Supporting Agencies

AAR Japan | ASAM | Bar Association | CARE Internati... | Cordaid | DRC | Eksi 25 | GIZ | MUDEM | Relief Internati... | RET Internatio... | TİHV | UNHCR | UNICEF | WHH | YSYD

Source: *PWG, ActivityInfo* ***Feedback***: *IMTurkey@unhcr.org*

**The number of beneficiaries reached is calculated by summing indicators selected by the sectors; there may be duplications.*

Appealing Agency	Progress	Gap	Target	% of Progress	% Bar
AAR Japan	306	614	890	414.33%	100.
ARSA	0	11311	11311	0.00%	0.
ASAM	66777	3271	41101	1524.93%	100.
CARE International	76613	6968	37276	1136.93%	100.
Concern Worldwide	0	86004	86004	0.00%	0.
DDD	2436	53044	55480	50.90%	25.
DRC	34146	35364	68474	827.81%	100.
Eksi 25	0	35828	35828	0.00%	0.
EL-BIR	0	4428	4428	0.00%	0.
Genc Hayat	0	130451	130451	0.00%	0.
GOAL International	38411	13035	20471	1095.87%	100.
Göçmen DD	0	11600	11600	0.00%	0.
Hand in Hand	2158	797	2089	630.36%	100.
IGAM	0	26663	26663	0.00%	0.
IMRA	0	367	367	0.00%	0.
Insanizi	0	5803	5803	0.00%	0.
IOM	78726	100710	176008	436.63%	100.
IRW	0	1443	1443	0.00%	0.
KADAV	846	4072	4833	269.83%	100.
LWA	4620	19070	23570	444.83%	100.
Maya Foundation	0	5436	5436	0.00%	0.
MUDEM	22491	2105	20854	1499.29%	100.
Multeciler Dernegi	3971	25224	29137	283.06%	100.
Qatar Charity	70450	3496	24500	353.39%	100.
REALs	4292	3186	7007	553.34%	100.
Relief International	1368	33646	35014	41.85%	31.
RET International	34371	10765	26281	593.15%	100.
SAMS	11537	5862	16124	250.13%	100.
Save the Children	4479	1273	2505	538.05%	100.
SENED Organization	3787	26990	29464	195.28%	100.
SEVKAR	22425	71327	91133	1281.26%	100.
SRP	0	51202	51202	0.00%	0.
Takaful Al-sham	0	13133	13133	0.00%	0.
Türkiye Yeşilay Cemiyeti	0	2944	2944	0.00%	0.

Türkiye Koruma Sektörü İlerleme Takip

3
Achievement

10
Hedef

as of September 2024

4.3.2 Çocuk hakları ve koruma konusunda fiziksel kapasitelerin (altyapı, malzeme ve lojistik destekle ilgili olanlar dâhil) iyileştirilmesi için de...

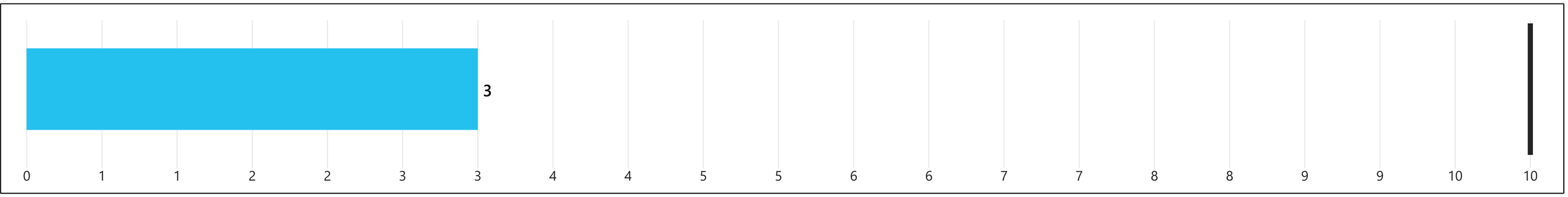

Gosterge

- 1.1.1 Uluslararası koruma, hak...
- 1.1.2 Kurulan/işlevini sürdüre...
- 1.4.1 Bireysel hukuki destek (...
- 1.4.2 Mültecilere yönelik adli ...
- 2.1.1 Koruma hizmetlerinden ...
- 2.1.2 Koruma ihtiyacı olduğu ...
- 2.1.3 Uzmanlık gerektiren/ço...
- 2.1.4 Koruma ihtiyaçlarını karş...
- 2.1.5 Psikososyal destek alan ...
- 2.2.1 Haklar, hizmetler, yükü...
- 2.3.1 Toplulukların mobilize e...
- 2.5.1 Sosyal uyum özelinde bi...
- 2.5.2 Sosyal uyum özelinde y...
- 2.5.4 Barış içinde bir arada ya...
- 2.6.1 Özel ihtiyac sahiplerine ...

Uygulama Ayına Göre İlerleme

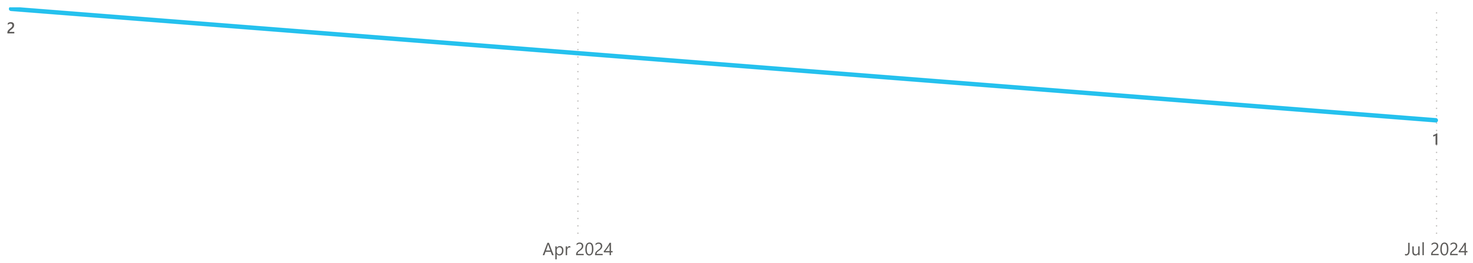

Destek Sağlayan Kuruma Göre

Yıl, Çeyrek

- 2023
- 2024
  - Qtr 1
  - Qtr 2
  - Qtr 3
  - Qtr 4

İllere göre ulaşılan kişi

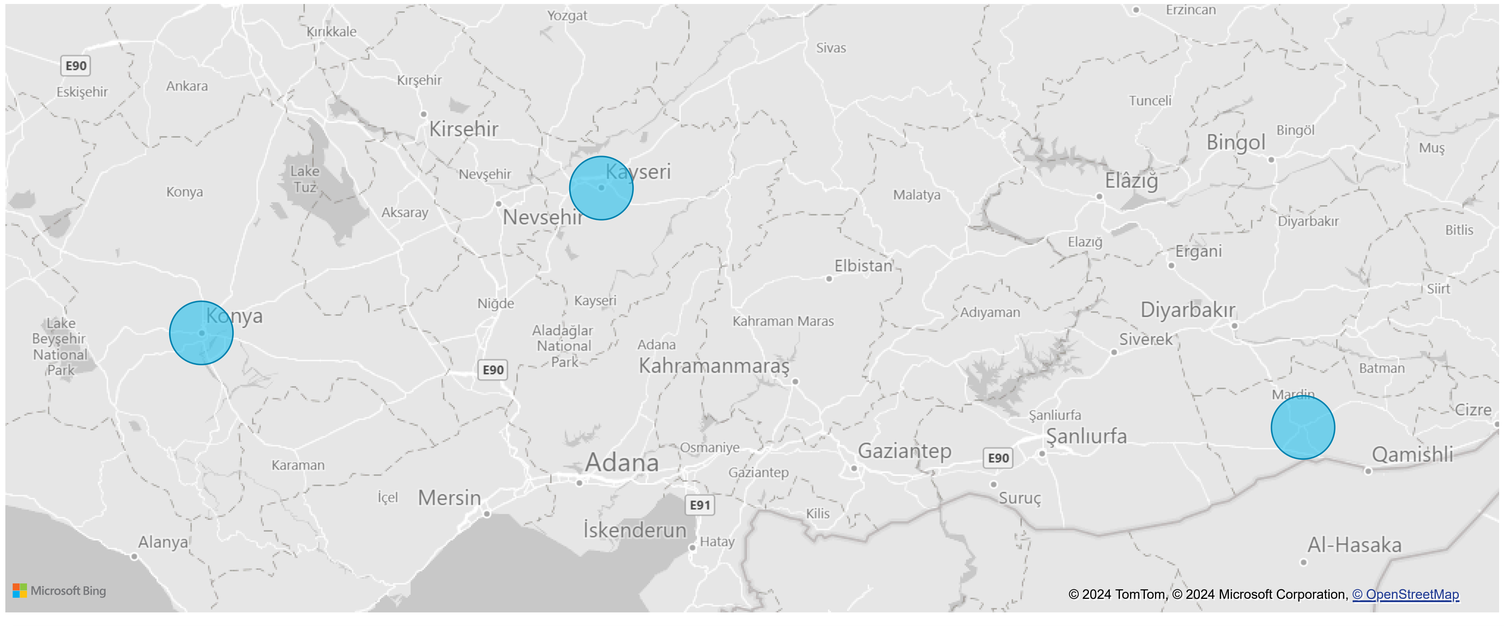

Uygulama Yapan Kuruma Göre

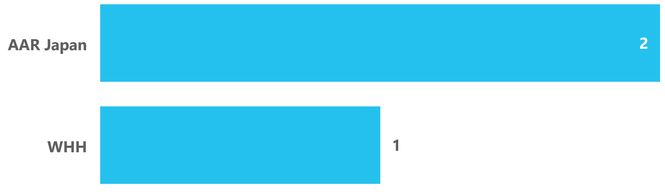

Milliyet

- Afghan
- Other Nationalities
- Turkish

3RP, Deprem Müdahale

- 3RP

Uygulama Yapan Kurum

AAR Japan	WHH

Destek Sağlayan Kurum

AAR Japan	WHH

Source: *PWG, ActivityInfo* ***Feedback***: *IMTurkey@unhcr.org*

**The number of beneficiaries reached is calculated by summing indicators selected by the sectors; there may be duplications.*