

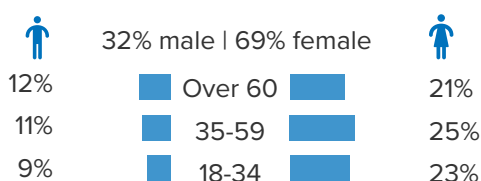
Protection Profiling and Monitoring - Community Profile Ialoveni, Republic of Moldova

October 2024

Key Findings

- The most common household profile of those surveyed was single adults with dependents (38%), with an average household size of 2.74.
- Almost all respondents stated that they possessed legal status, with most holding temporary protection (91%).
- Under half of respondents (44%) stated that they had at least one household member who had returned to Ukraine temporarily more than once since arriving in Moldova, with the majority (85%) having stayed less than 2 weeks. The primary purposes of return were to visit relatives/friends, check on the situation, obtain/renew documents, and check on property.
- Around one-third (32%) of households had at least one family member with a serious medical condition. 21% of households had at least one family member with a disability.
- While 40% of respondents stated that they were employed before leaving Ukraine, only 12% indicated being employed in Moldova, either in person or remotely, at the time of data collection. Around one-quarter of respondents cited family responsibilities as their primary activity.
- Positively, 76% of households with school-age children reported that all their children were registered for education in Moldova schools. Among those who did not fully register their children, a preference for online education was reported by 4 out of 8 respondents.
- 70% of respondents stated that they had no specific time limit for staying in their current accommodations.
- Almost all respondents (98%) indicated urgent needs, with material assistance being the most reported, followed by medical treatment/items and food. The main types of information needs reported by respondents was financial aid (65%), employment opportunities (33%), and medical care (12%).

Respondents demographics⁴



Unless the sample size is specified, percentages were calculated based on a sample of 92.

97% of respondents have **Ukrainian citizenship**

83% of respondents reported **Russian as one of the primarily spoken languages** in their home

Context & Rationale

As of 29 September 2024, 1,186,845 refugees and third-country nationals (TCN) had arrived in the Republic of Moldova¹ from Ukraine since 24 February 2022.² While most continued westward to the EU, some 123,729 Ukrainian refugees and 10,475 TCN had chosen to remain in Moldova.³

To strengthen and promote evidence-based protection response, UNHCR and its partners in Moldova, DRC, Help Desk, Law Center for Advocates and REACH, have been implementing a **Protection Profiling and Monitoring** exercise since 2022.

Protection Profiling and Monitoring involves regular data collection and analysis about the profiles, protection risks and needs of refugees from Ukraine, monitoring changes over time.

Methodology:

This assessment relied on a quantitative method approach, using non-probability sampling.

Data collection was conducted, in the form of a **household-level survey using a structured questionnaire, between 28 May and 26 June 2024 in the Ialoveni raion, Moldova.**

Overall, **92 surveys were conducted** in different locations, including at private accommodations and RACs.

Limitations:

Representativeness: All results are indicative.

Selection bias: In the effort to randomize interviews, every third person encountered was selected. Nevertheless, the protection team visited private households and host communities of displaced persons from Ukraine to identify respondents, which might have introduced a selection bias.

¹ Henceforth referred to as "Moldova".

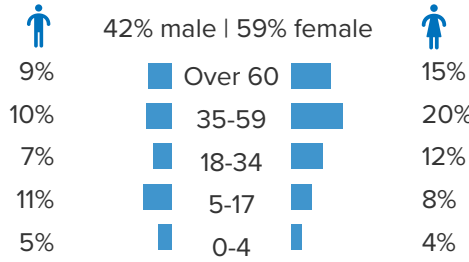
² UNHCR, *Ukraine Refugee Situation*, accessed on 28 October 2024.

³ UNHCR, *Country - Republic of Moldova*, accessed on 28 October 2024.

⁴ Results do not add up to 100% due to rounding up.

HOUSEHOLD CHARACTERISTICS

Households' composition (252 individuals among the 92 household surveyed⁵)

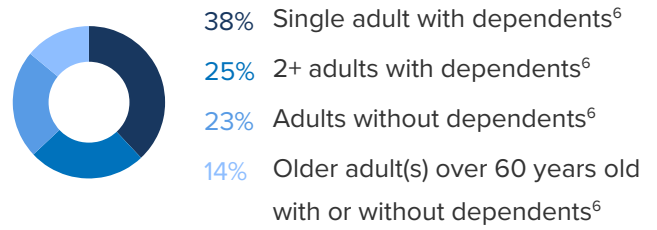


Average household size: 2.74

Family separation

78% of respondents have immediate family members who **remained in Ukraine**

Household type⁵

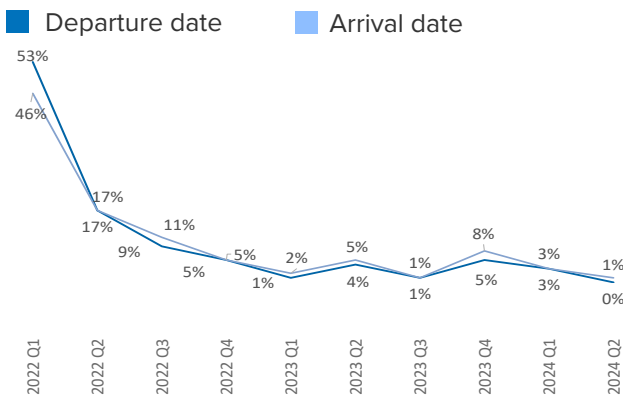


Specific needs


- 2%** of households out of those with children (n=49) have **children who are separated from both parents**
- 32%** of households have at least one family member with **serious medical conditions**
- 21%** of households have at least one family member with a **disability**

DISPLACEMENT PATTERNS

Reported first departure date from Ukraine and arrival date to host country, by quarter⁵



Duration of stay in Ukraine during most recent visit among those who reported having visited Ukraine (n=46)⁵



Households who reported at least one member who visited Ukraine after February 24, 2022⁵

- Yes, more than once: **44%**
- No, haven't been able to visit Ukraine: **41%**
- Yes, only once: **7%**
- Prefer not to answer: **7%**
- No, haven't considered the need to visit: **2%**

Main reasons for going back to Ukraine for the last visit prior to data collection (n=46)

- To visit relatives/friends: **39%**
- To check on the situation: **30%**
- To obtain and/or renew documents: **15%**
- To check on my property: **9%**
- To access healthcare: **4%**
- Other: **2%**

DOCUMENTATION

Top identity document that households needed to replace since departure from Ukraine

- None: **99%**
- International biometric passport: **1%**

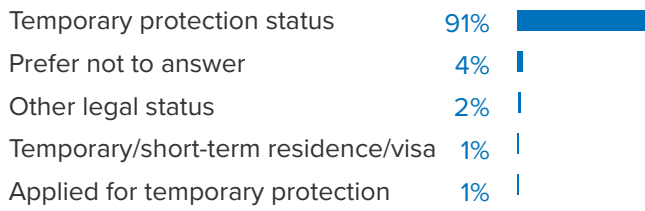
Only **one** household reported needing to replace documentation since departing Ukraine, and this household was able to complete the replacement or renewal process in the host country.⁷

⁵ Results do not add up to 100% due to rounding up.

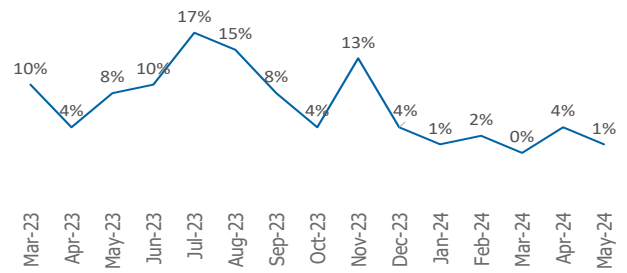
⁶ Dependents refer to individuals who are either under 18 years old or over 60 years of age, and who rely on external support to sustain their daily activities and well-being.

⁷ As the subset for this indicator is below 30 households, figures are reported as numbers and should be considered as indicative.

Legal status of respondents in the host country at time of data collection (n=92)⁸



Timeline of applications for temporary protection, by month (n=83)⁸



SITUATION IN HOST COUNTRY AND URGENT NEEDS

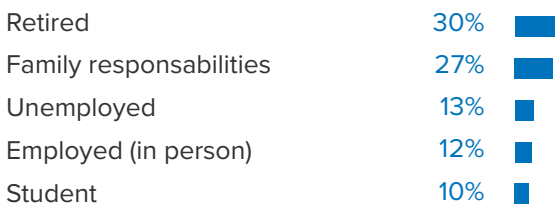
5% of the respondents stated that they **did not have anywhere to stay at the time of data collection.**

Households who reported having a rental contract with landlord among those renting accommodation (n=16)⁹



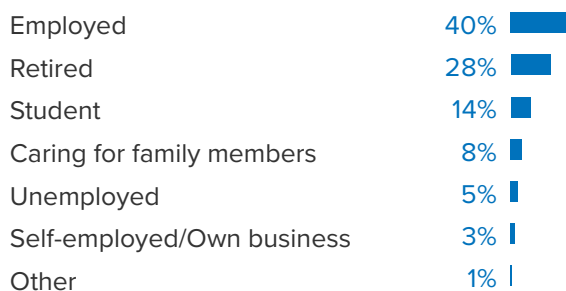
70% of the respondents reported **no specific time limit for staying in their current accommodation.**

Main reported activity of respondents at time of data collection¹⁰

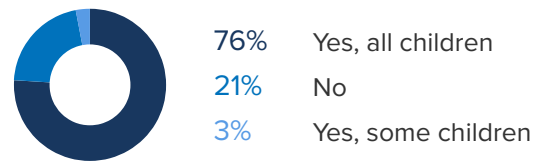


9 out of 12 respondents among those who are employed (n=12) stated that they **have an employment contract**

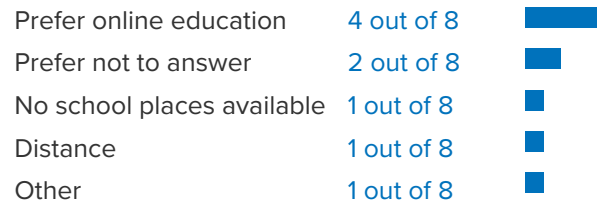
Main activity or occupation of respondents prior to leaving Ukraine⁸



Households with school-age children who reported their children to have been registered for education in the host country (n=33)

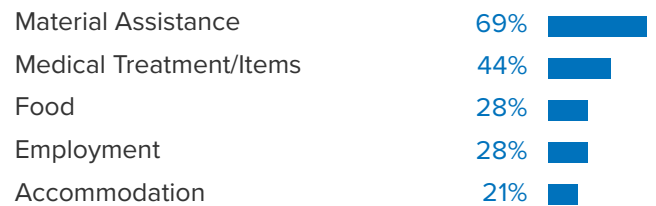


Reasons for not enrolling children in the host country (n=8)⁹

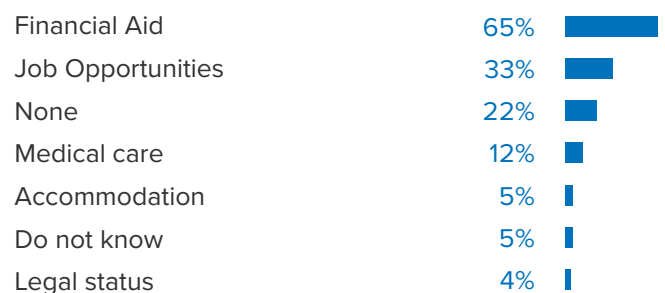


98% of respondents have at least one **urgent need**

Most reported urgent needs at time of data collection¹⁰



Most required type of information at time of data collection¹⁰



⁸ Results do not add up to 100% due to rounding up.

⁹ As the subset for this indicator is below 30 households, figures are reported as numbers and should be considered as indicative.

¹⁰ Multiple answers could be selected, therefore the sum of values may exceed 100%.