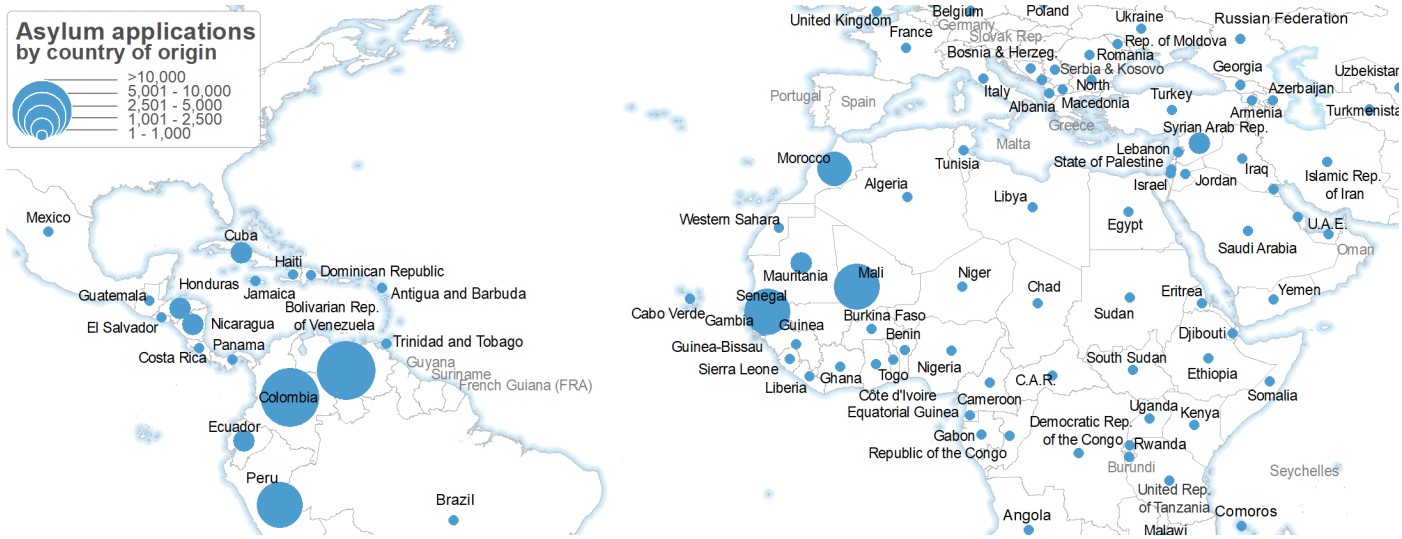


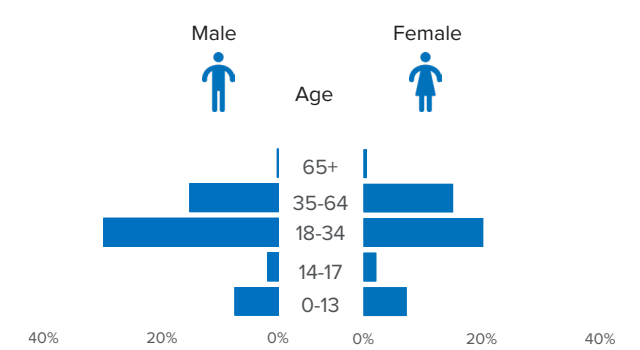
SPAIN ASYLUM APPLICATIONS

1 Jan - 30 Sep 2024

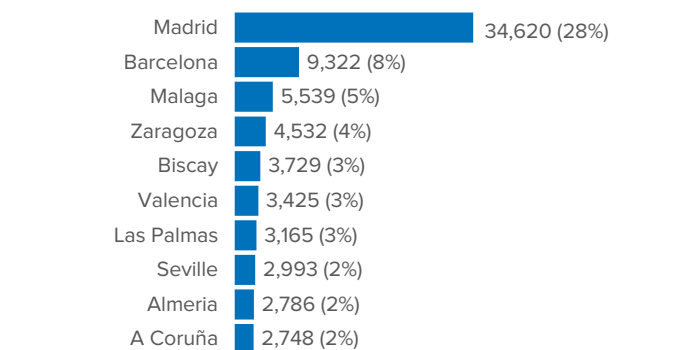


124,355 New asylum app. until 30 Sep 2024 -1% Dif. 2023 **13%** Recognition rate **52%** Protection rate¹ **272,035** Total Pending app.² +58% Dif. 2023

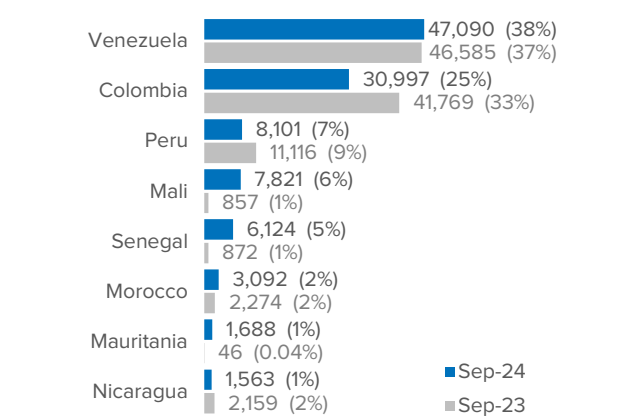
Percentage of asylum applications by gender and age²



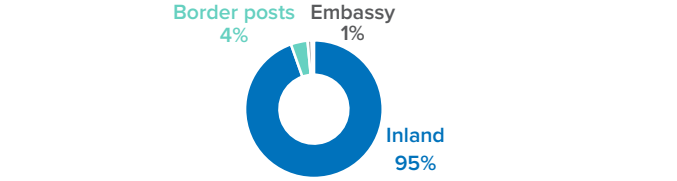
Main provinces of asylum applications



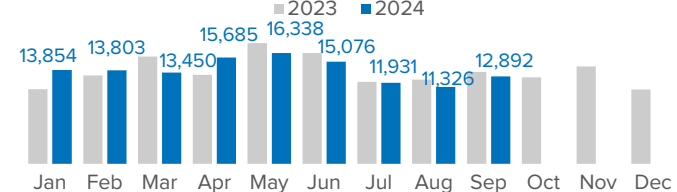
Most common nationalities of asylum applicants



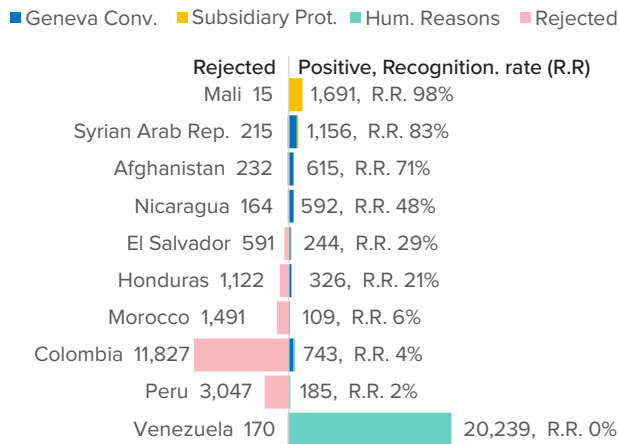
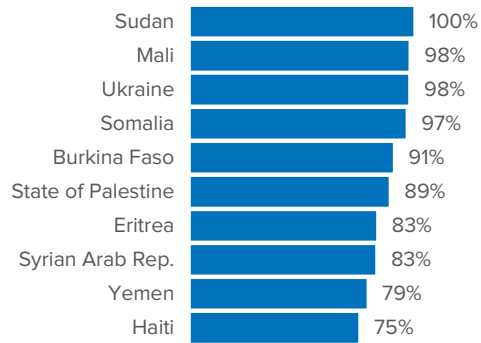
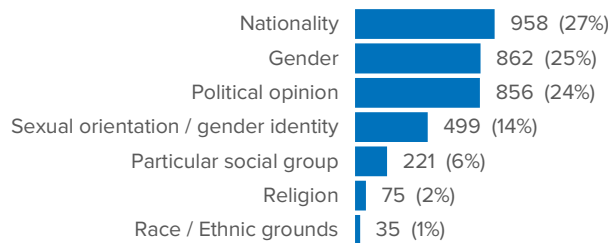
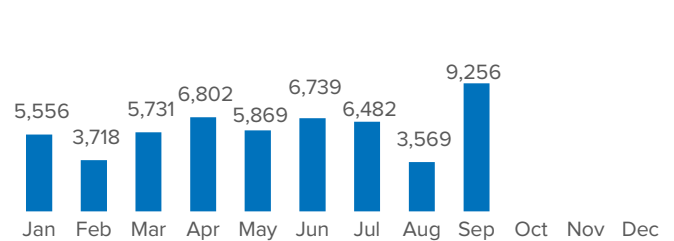
Asylum applications by place of submission



Asylum applications per month

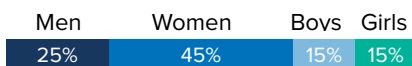


Source: Unless otherwise indicated, provisional figures by the Asylum and Refugee Office, Ministry of Interior, Spain.
¹Protection rate: Refugee status, subsidiary protection, and humanitarian reasons.
²Eurostat as of Sep 2024. ³CIE: Removal detention centre.
 UNHCR Spain data portal
 UNHCR 21 Oct 2024

Eligibility Commission proposals⁴: 53,722

 Countries with highest recognition rate⁵

 Recognition of Geneva Conv. Status by protection category⁴

 Eligibility Commission proposals per month⁴


SPAIN TEMPORARY PROTECTION

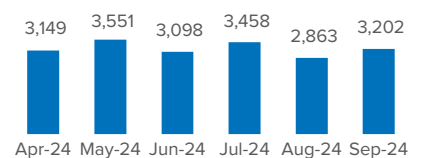
222,575

 Temporary Protection applications
 11 Mar 2022 - 30 Sep 2024


3,202

 Temporary Protection applications
 1 - 30 Sep 2024


Applications (last six months)



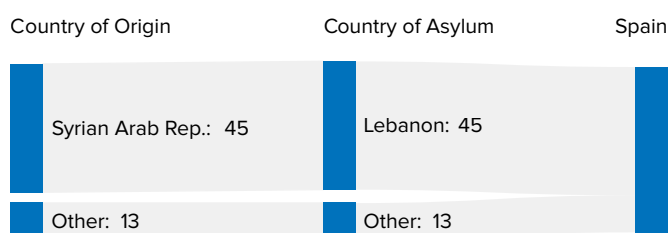
SPAIN RESETTLEMENT 2024⁶

1 Jan - 31 Aug 2024

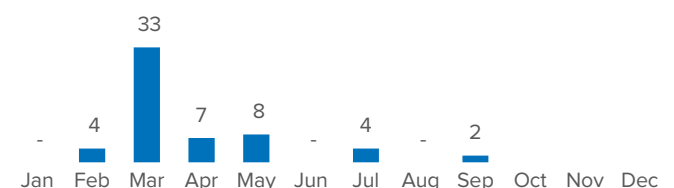
58

 Refugees resettled in Spain⁶


Refugees resettled in Spain by country of origin and country of asylum



Refugees resettled in Spain per month


⁴Proposals by the Interministerial Eligibility Commission recommended to the Minister of Interior.

⁵Only shows countries with at least 16 total proposals.

⁶More information on resettlement: [UNHCR Resettlement Data Finder](#).