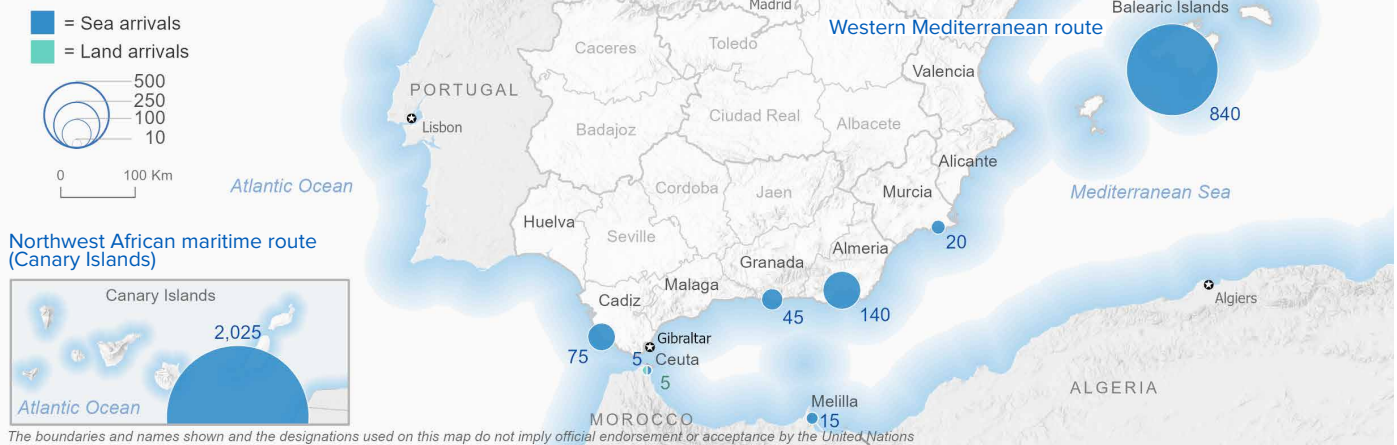


SPAIN Weekly snapshot - Week 45 (4 - 10 Nov 2024)

The charts below are based on figures from the Ministry of Interior and UNHCR estimates. All figures are provisional and subject to change

Refugees & migrants: sea and land arrivals in week 45¹



Arrivals in Spain

52,748
 Arrivals as of 10 Nov 2024²
+13%
 Dif. 2023

52,350
 Sea Arrivals²
 Dif. 2023: **+13%**

398
 Land Arrivals²
 Dif. 2023: **-10%**

3,166
 Arrivals Week 45¹
 Dif. last week: **+37%**
 Dif. 2023: **+119%**

Western Mediterranean

14,550
 Arrivals as of 10 Nov 2024²
+1%
 Dif. 2023

14,152
 Sea Arrivals²
 Dif. 2023: **+1%**

398
 Land Arrivals²
 Dif. 2023: **-10%**

1,143
 Arrivals Week 45¹
 Dif. last week: **+1,533%**
 Dif. 2023: **+233%**

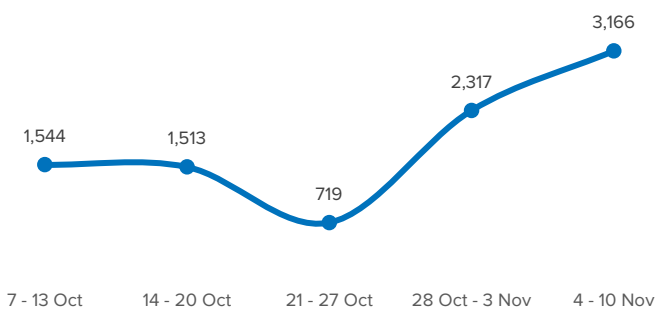
Northwest African maritime (Canary Islands)

38,198
 Arrivals as of 10 Nov 2024²
+18%
 Dif. 2023

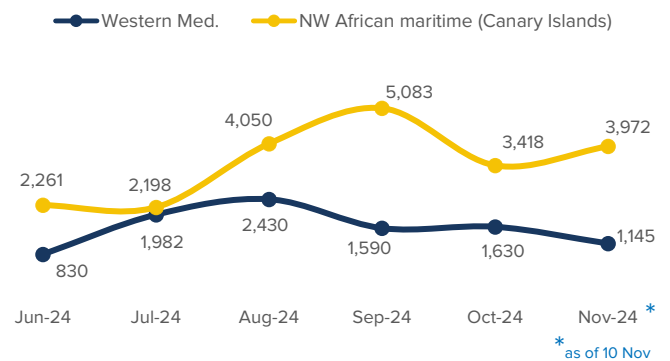
38,198
 Sea Arrivals²
 Dif. 2023: **+18%**

2,023
 Arrivals Week 45¹
 Dif. last week: **-10%**
 Dif. 2023: **+83%**

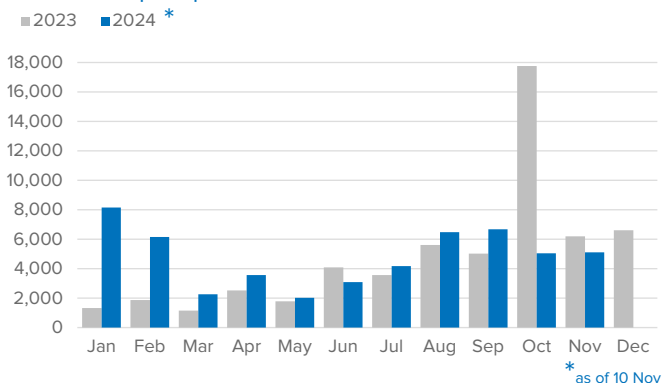
Arrivals in Spain during the last five weeks¹



Arrivals in Spain by route during the last six months²



Arrivals in Spain per month²



Arrivals in Spain per year²

