Democratic Republic of the Congo

VOLUNTARY REPATRIATION FROM/TO DRC

31 October 2024

VOLREP* OUT

10,689
Individuals repatriated **from DRC** since January 2024

3,053
Families repatriated **from DRC** since January 2024 ****

Country of repatriation

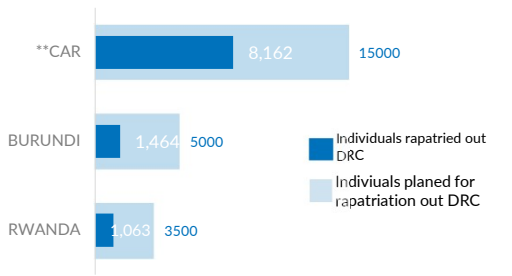

Repatriation from DRC to other countries (last 12 months)

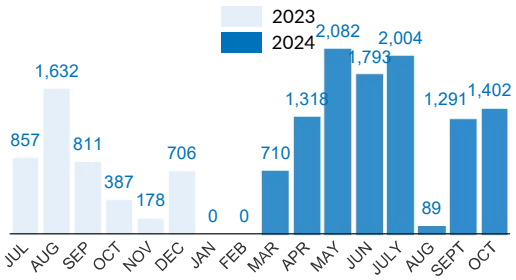

Repatriation from DRC to other countries since 2019

COUNTRY	2019	2020	2021	2022	2023	2024
BURUNDI	101	1943	7296	3474	4517	1464
CAR**	3137	2061	5021	3350	2328	8162
CGO	3	5	0	0	1	0
RWANDA	2136	922	1920	2451	1924	1063
SSD****	0	0	0	3	0	0
Total	**5377**	**4931**	**14237**	**9278**	**8770**	**10689**

VOLREP* IN

240
Individuals repatriated **in DRC** since January 2024

68
Families repatriated **in DRC** since January 2024****

Country of repatriation

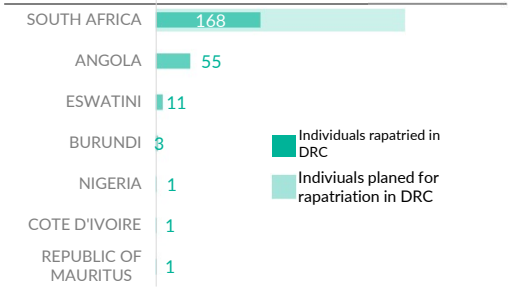

Repatriation from other countries to DRC (last 12 months)

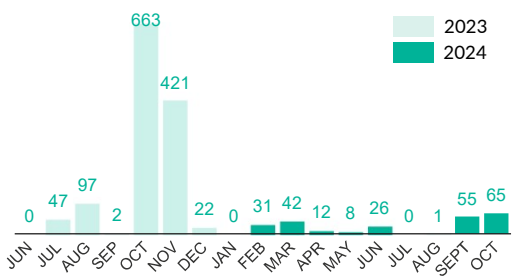

Repatriation from other countries to DRC since 2018

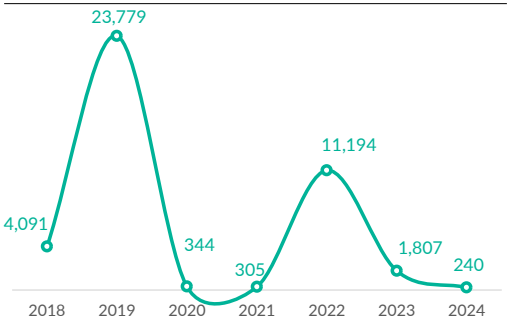

MAIN PROVINCES WHERE REPATRIATIONS HAVE TAKEN PLACE

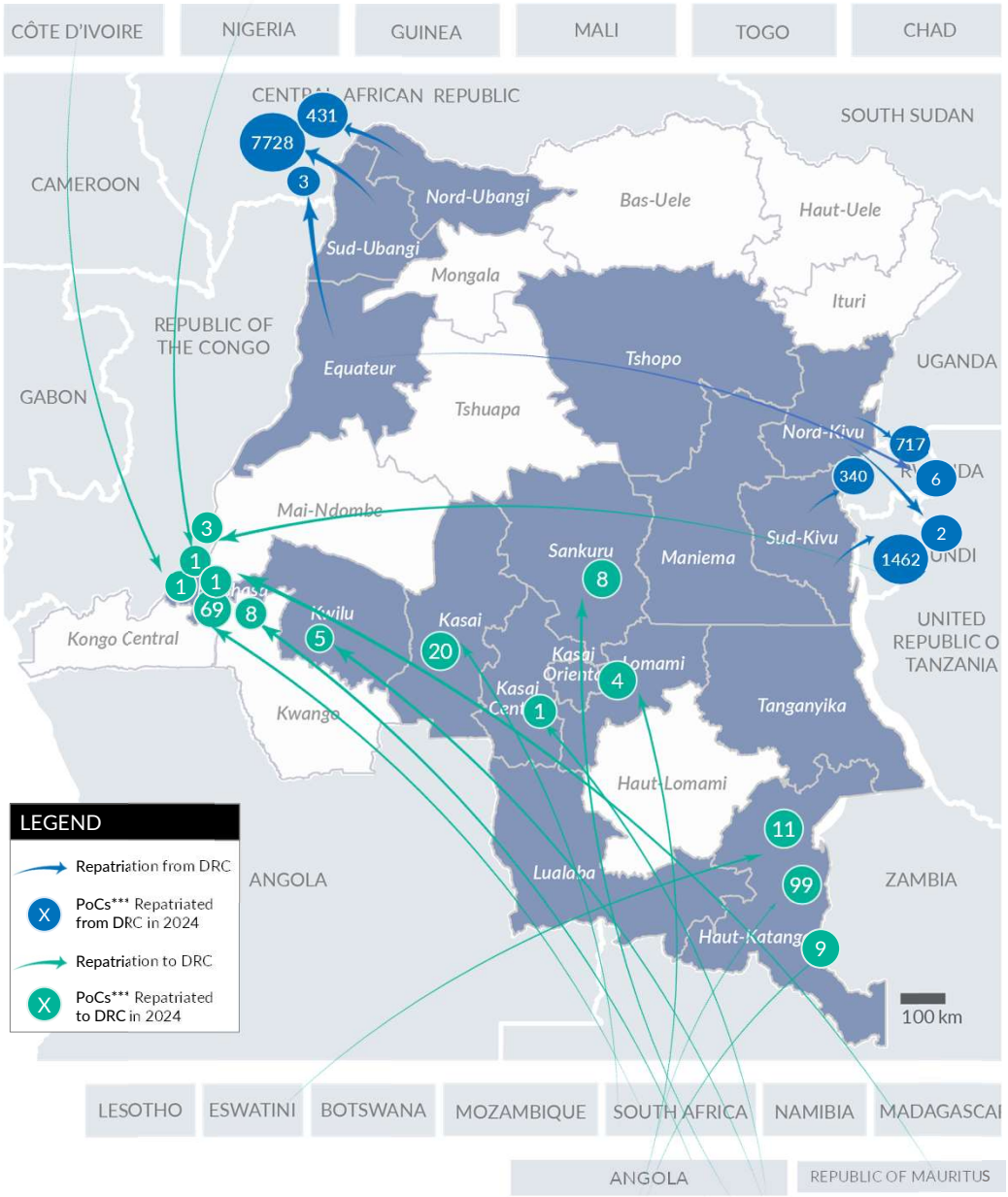

The boundaries and names shown, and the designations used on this map do not imply official endorsement or acceptance by the United Nations.

*VolRep = Voluntary Repatriation, **CAR = Central African Republic, ***CGO= Republic of Congo, ****South Soudan, ***PoCs = Persons of Concern, ****Family ID not available for some individuals, ***R

Source : UNHCR DRC, Feedback : codkidrcim@unhcr.org, For further information: Please contact Dr. Pierre Atchom - atchom@unhcr.org