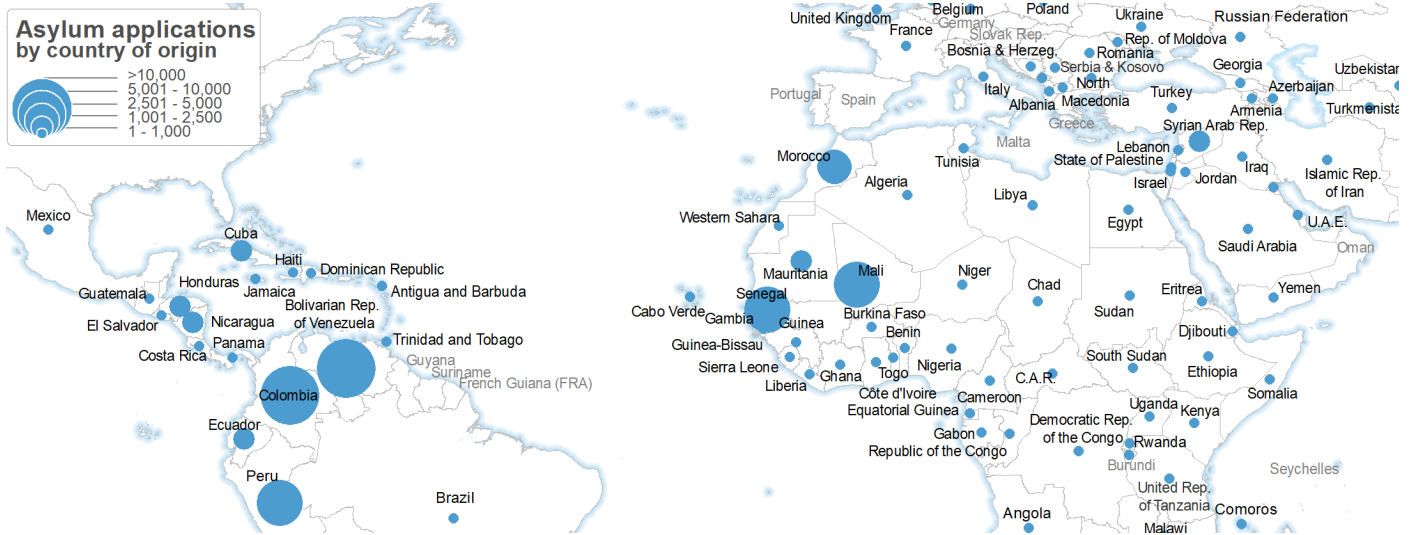


SPAIN ASYLUM APPLICATIONS

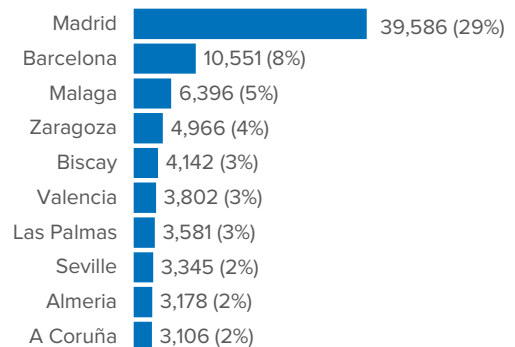
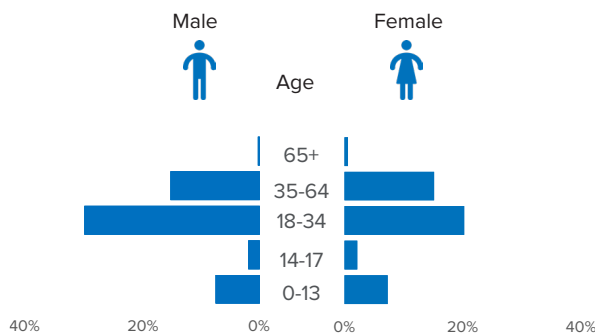
1 Jan - 31 Oct 2024



140,652 New asylum app. until 31 Oct 2024 ↑12% Dif. 2023 14% Recognition rate 51% Protection rate¹ **280,325** Total Pending app.² ↑54% Dif. 2023

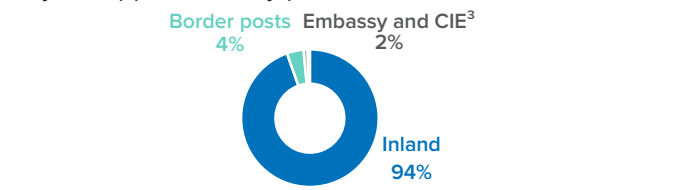
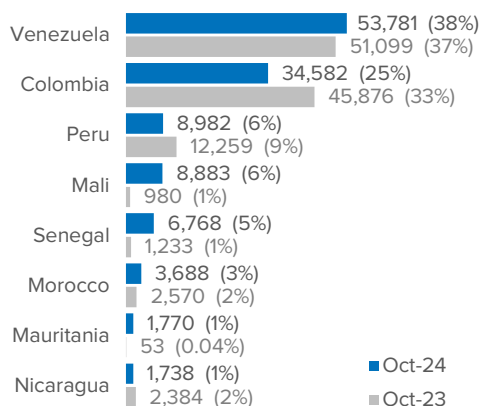
Percentage of asylum applications by gender and age²

Main provinces of asylum applications

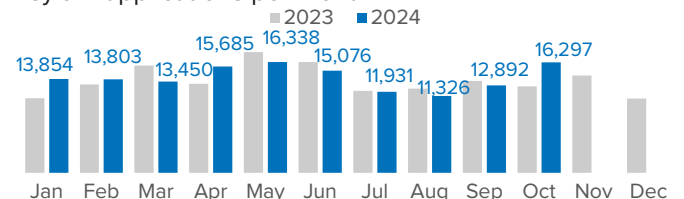


Most common nationalities of asylum applicants

Asylum applications by place of submission



Asylum applications per month



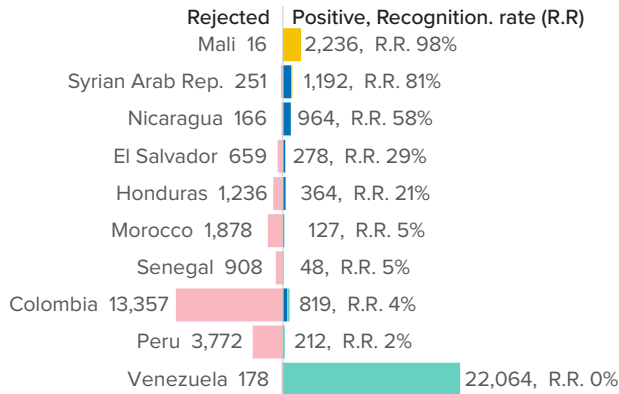
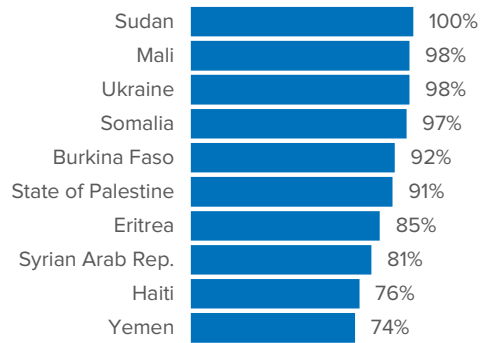
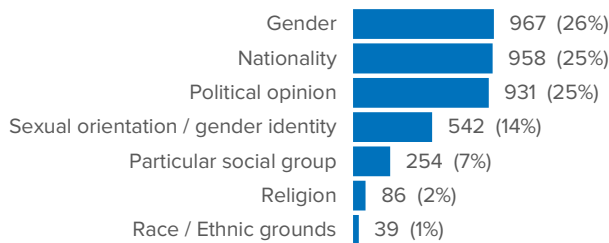
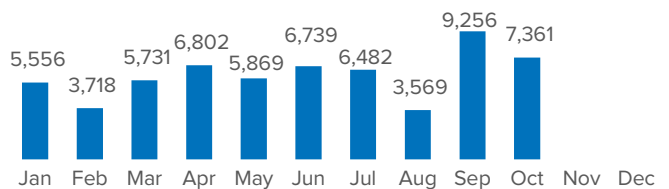
Source: Unless otherwise indicated, provisional figures by the Asylum and Refugee Office, Ministry of Interior, Spain.

¹Protection rate: Refugee status, subsidiary protection, and humanitarian reasons.

²Eurostat as of Oct 2024. ³CIE: Removal detention centre.

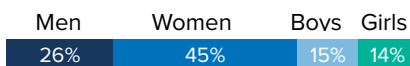
Eligibility Commission proposals⁴: 61,083

■ Geneva Conv. ■ Subsidiary Prot. ■ Hum. Reasons ■ Rejected


 Countries with highest recognition rate⁵

 Recognition of Geneva Conv. Status by protection category⁴

 Eligibility Commission proposals per month⁴


SPAIN TEMPORARY PROTECTION

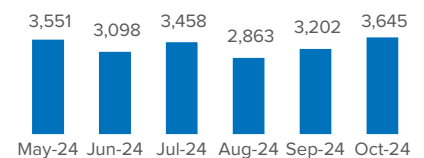
226,222

 Temporary Protection applications
 11 Mar 2022 - 31 Oct 2024


3,645

 Temporary Protection applications
 1 - 31 Oct 2024


Applications (last six months)



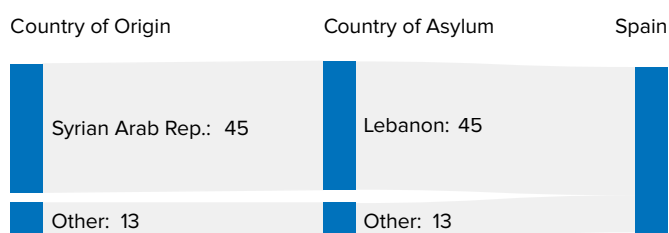
SPAIN RESETTLEMENT 2024⁶

1 Jan - 31 Oct 2024

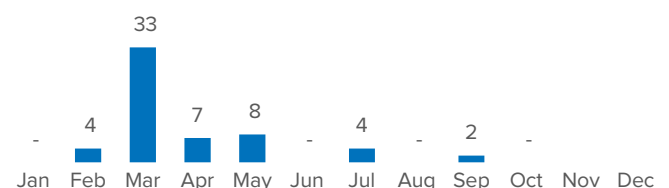
58

 Refugees resettled in Spain⁶


Refugees resettled in Spain by country of origin and country of asylum



Refugees resettled in Spain per month


⁴Proposals by the Interministerial Eligibility Commission recommended to the Minister of Interior.

⁵Only shows countries with at least 17 total proposals.

⁶More information on resettlement: [UNHCR Resettlement Data Finder](#).