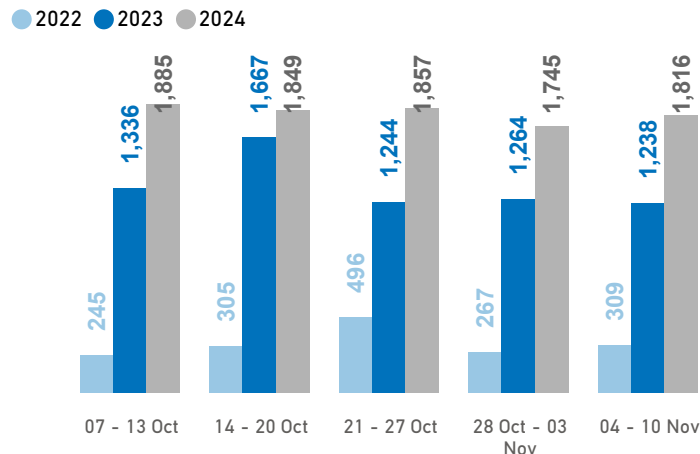


Aegean Islands Weekly Snapshot

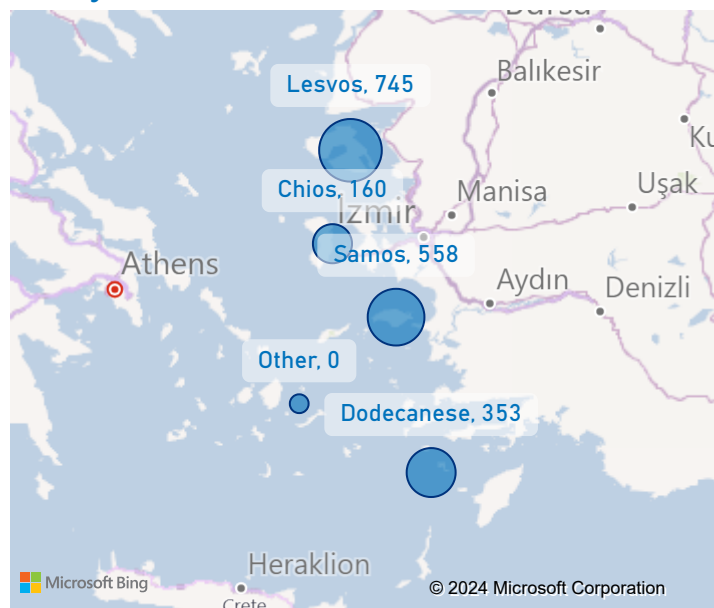
Sea arrivals

This week, the Aegean islands saw 1,816 arrivals, an increase from last week's 1,745.

The average of the daily arrivals on the Aegean islands for this week is 259.



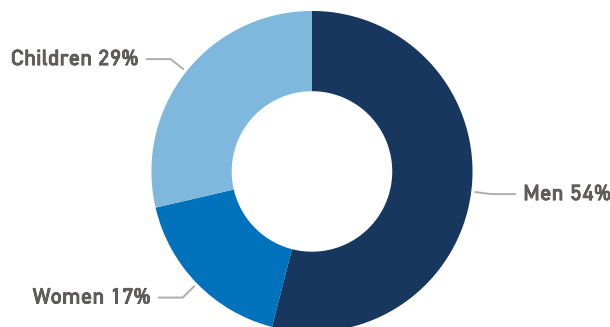
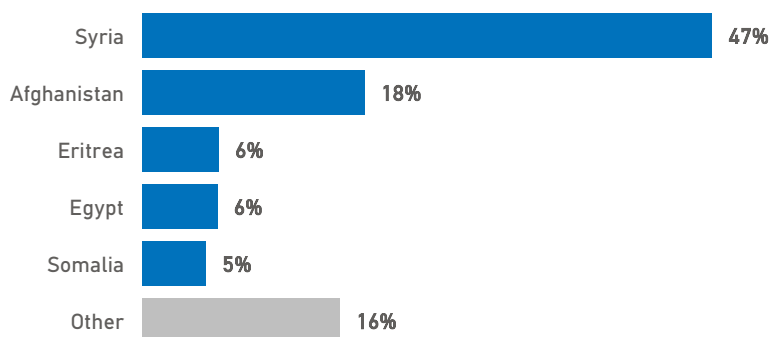
Entry Points



Population in the CCACs

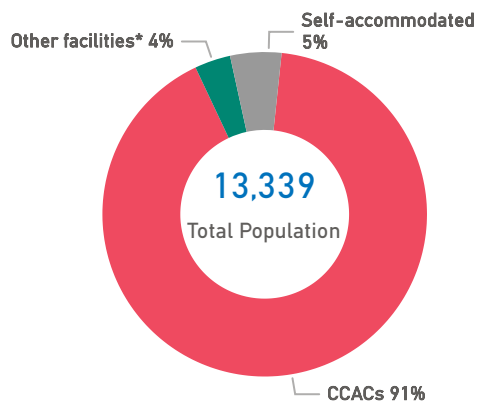
Currently, 12,182 refugees and migrants reside in the Closed Controlled Access Center(s).

Most of them are from Syria (47%), Afghanistan (18%) and Eritrea (6%). Men account for 54% of the population, women for 17% and children for 29%.



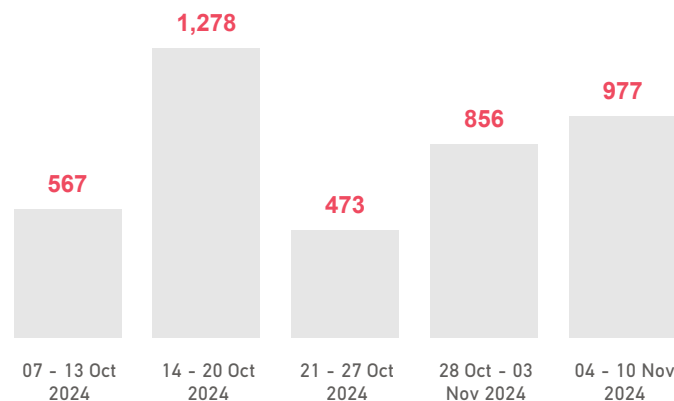
Population on the Islands

There are 13,339 refugees and migrants on the Aegean islands. Out of this total, 12,182 reside at the CCACs and 477 are hosted in other facilities. UNHCR estimates that there are also 680 self-accommodated in the islands.



Departures

This week, 977 refugees and migrants departed from the Aegean islands to the mainland.



Published on 19/11/2024

more information: [UNHCR Operational Portal - Greece](#)

*Other facilities include shelters for unaccompanied children, detention facilities, etc.

Refugees and migrants includes asylum-seekers, beneficiaries of international protection and people out of the asylum procedure.

Departures to the mainland mainly include: i) transfers in the context of IOM Assisted Voluntary Return and Reintegration programme, ii) transfers of unaccompanied children to State-run facilities, iii) organized transfers supported by the government, including controlled facilities for temporary accommodation of asylum-seekers in the mainland/sites, and iv) those who depart on their own means.

Data Sources: Population data - Partial Data from the Government and other sources; Arrivals/Departures - Hellenic Police, Hellenic Coastguard

Figures are subject to future adjustment based on consolidated figures provided by the authorities. Percentages may not add up to 100 due to rounding and slightly differ between the text and graphs.

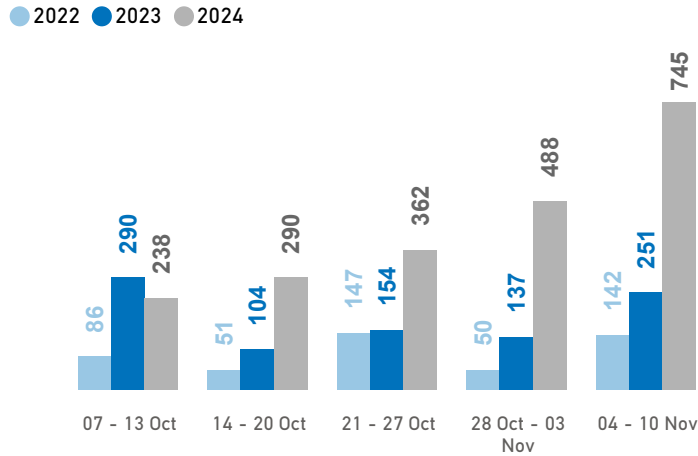
The boundaries, the names shown and the designations used on the map do not imply official endorsement or acceptance by the United Nations.

Lesvos Weekly Snapshot

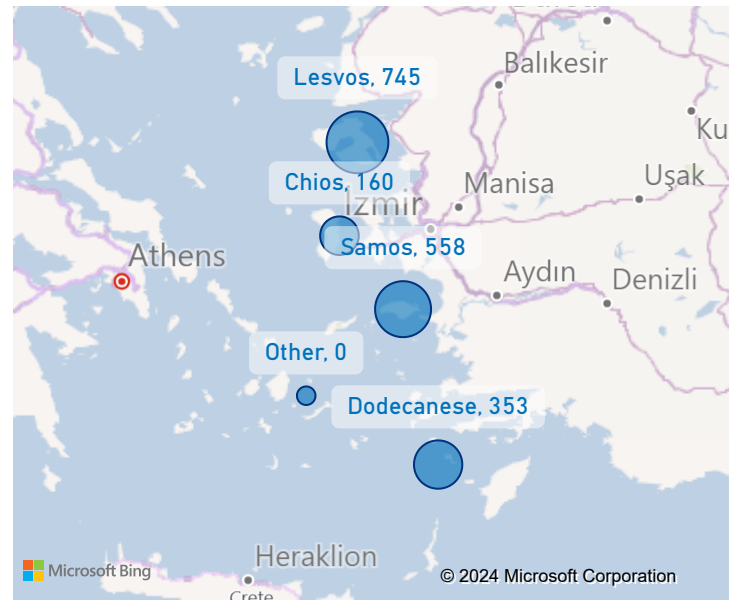
Sea arrivals

This week, Lesvos saw 745 arrivals, an increase from last week's 488.

The average of the daily arrivals on Lesvos for this week is 106.



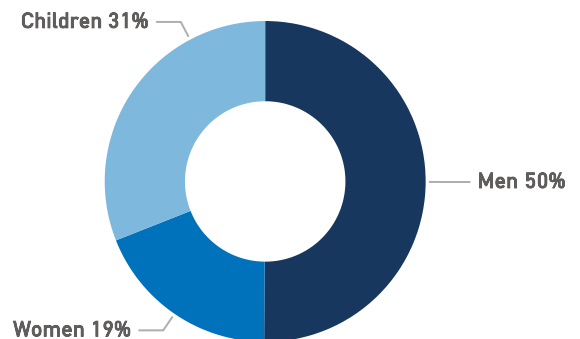
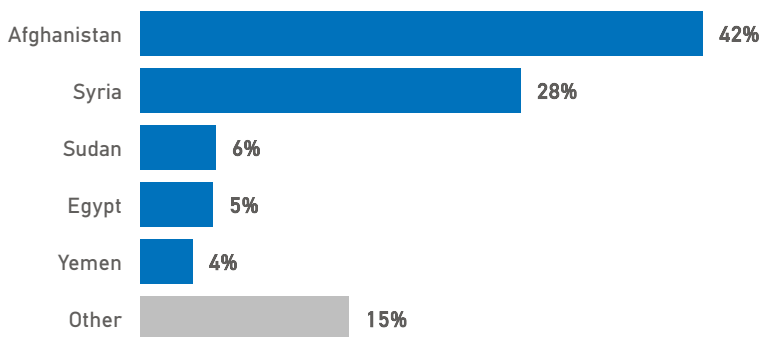
Entry Points



Population in the CCAC

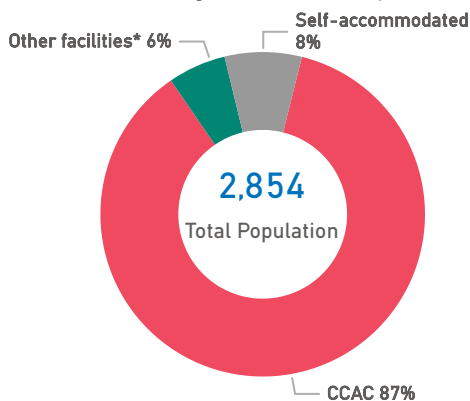
Currently, 2,470 refugees and migrants reside in the Closed Controlled Access Center.

Most of them are from Afghanistan (42%), Syria (28%) and Sudan (6%). Men account for 50% of the population, women for 19% and children for 31%.



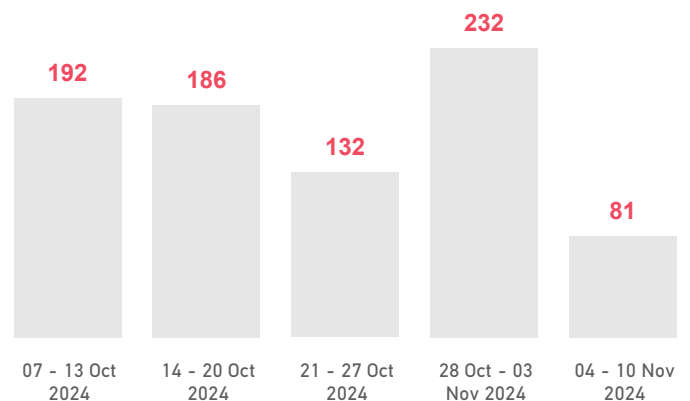
Population on the Island

There are 2,854 refugees and migrants on Lesvos. Out of this total, 2,470 reside at the CCAC and 165 are hosted in other facilities. UNHCR identified 219 self-accommodated refugees in the island up to this date.



Departures

This week, 81 refugees and migrants departed from Lesvos to the mainland.



Published on 19/11/2024

more information: [UNHCR Operational Portal - Greece](#)

*Other facilities include shelters for unaccompanied children, detention facilities, etc.

Refugees and migrants includes asylum-seekers, beneficiaries of international protection and people out of the asylum procedure.

Departures to the mainland mainly include: i) transfers in the context of IOM Assisted Voluntary Return and Reintegration programme, ii) transfers of unaccompanied children to State-run facilities, iii) organized transfers supported by the government, including controlled facilities for temporary accommodation of asylum-seekers in the mainland/sites, and iv) those who depart on their own means.

Data Sources: Population data - Partial Data from the Government and other sources; Arrivals/Departures - Hellenic Police, Hellenic Coastguard

Figures are subject to future adjustment based on consolidated figures provided by the authorities. Percentages may not add up to 100 due to rounding and slightly differ between the text and graphs.

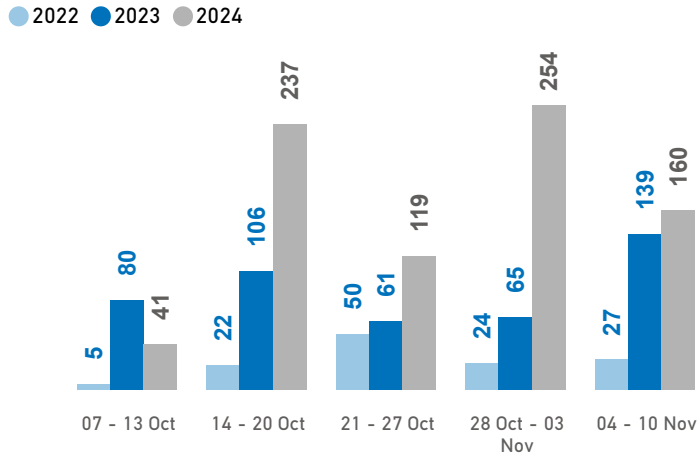
The boundaries, the names shown and the designations used on the map do not imply official endorsement or acceptance by the United Nations.

Chios Island Weekly Snapshot

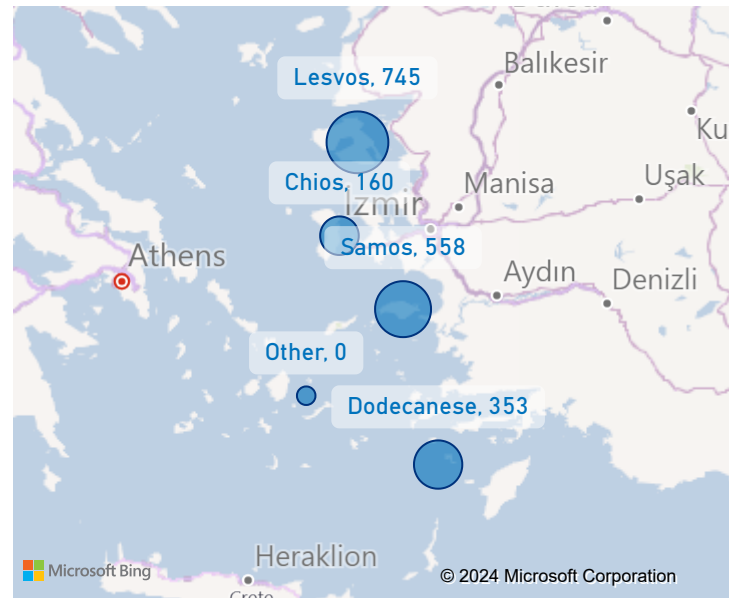
Sea arrivals

This week, Chios island saw 160 arrivals, a decrease from last week's 254.

The average of the daily arrivals on Chios island for this week is 23.



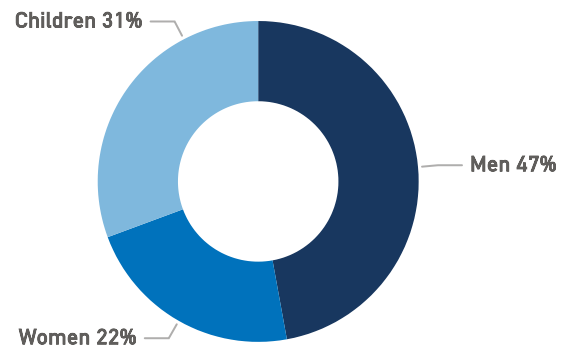
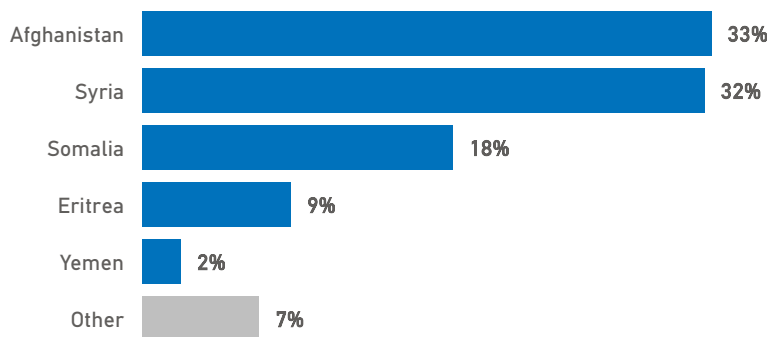
Entry Points



Population in the CCAC

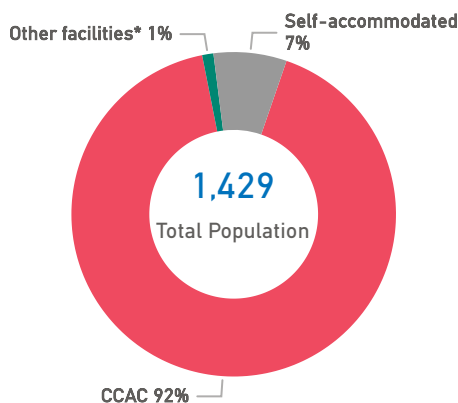
Currently, 1,309 refugees and migrants reside in the Closed Controlled Access Center.

Most of them are from Afghanistan (33%), Syria (32%) and Somalia (18%). Men account for 47% of the population, women for 22% and children for 31%.



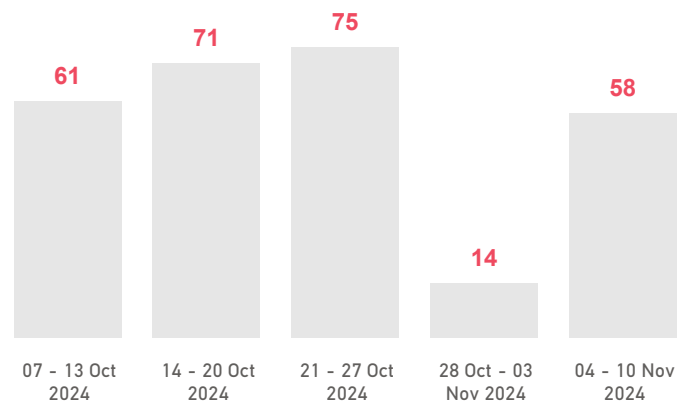
Population on the Island

There are 1,429 refugees and migrants on Chios island. Out of this total, 1,309 reside at the CCAC and 16 are hosted in other facilities. UNHCR estimates that there are also 104 self-accommodated in the island.



Departures

This week, 58 refugees and migrants departed from Chios island to the mainland



Published on 19/11/2024

more information: [UNHCR Operational Portal - Greece](#)

*Other facilities include shelters for unaccompanied children, detention facilities, etc.

Refugees and migrants includes asylum-seekers, beneficiaries of international protection and people out of the asylum procedure.

Departures to the mainland mainly include: i) transfers in the context of IOM Assisted Voluntary Return and Reintegration programme, ii) transfers of unaccompanied children to State-run facilities, iii) organized transfers supported by the government, including controlled facilities for temporary accommodation of asylum-seekers in the mainland/sites, and iv) those who depart on their own means.

Data Sources: Population data - Partial Data from the Government and other sources; Arrivals/Departures - Hellenic Police, Hellenic Coastguard

Figures are subject to future adjustment based on consolidated figures provided by the authorities. Percentages may not add up to 100 due to rounding and slightly differ between the text and graphs.

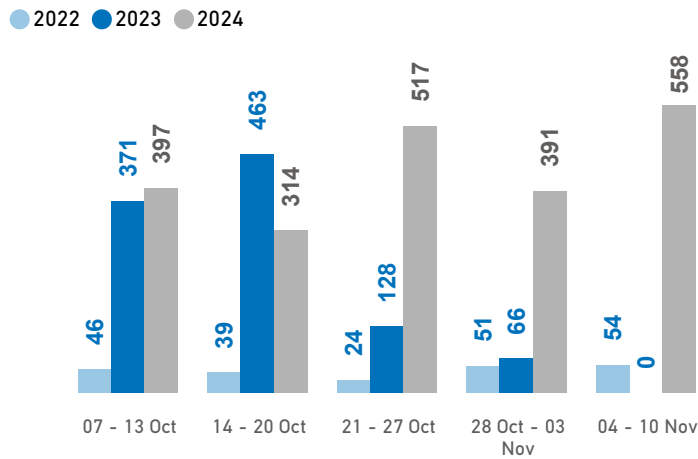
The boundaries, the names shown and the designations used on the map do not imply official endorsement or acceptance by the United Nations.

Samos Island Weekly Snapshot

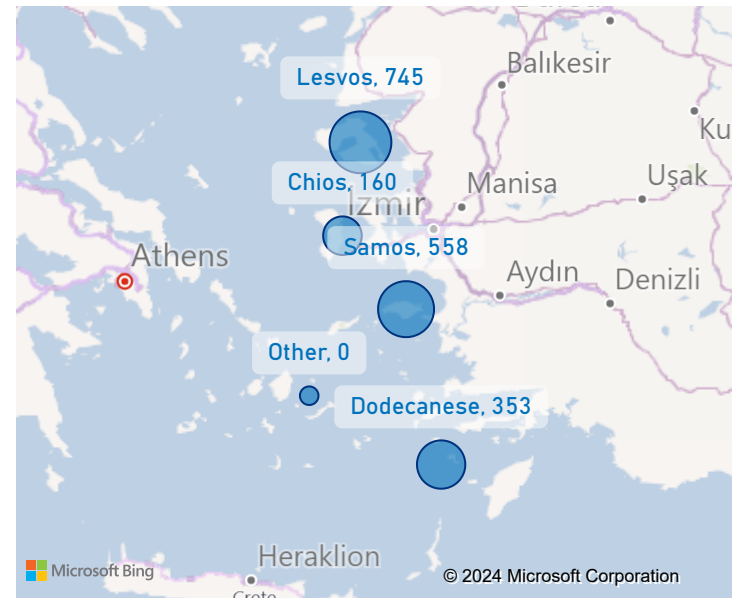
Sea arrivals

This week, Samos island saw 558 arrivals, an increase from last week's 391.

The average of the daily arrivals on Samos island for this week is 80.



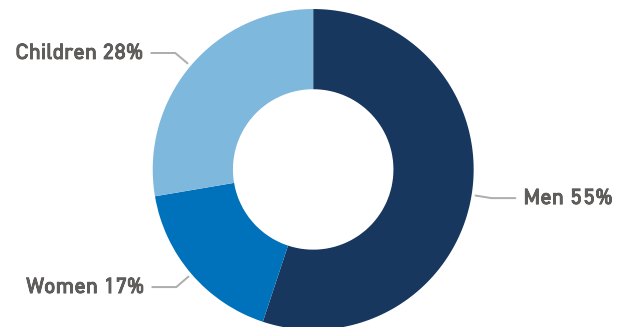
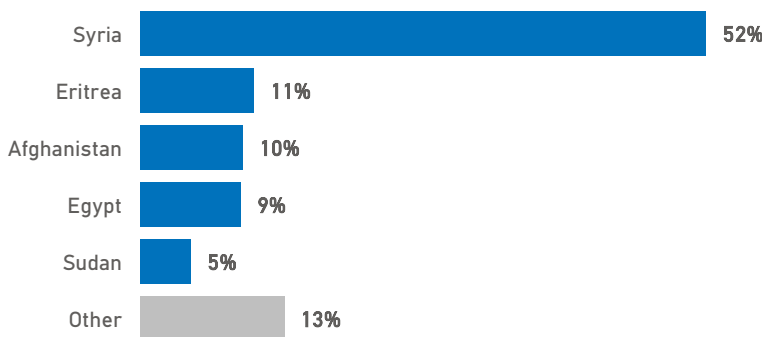
Entry Points



Population in the CCAC

Currently, 4,559 refugees and migrants reside in the Closed Controlled Access Center.

Most of the registered population are from Syria (52%), Eritrea (11%) and Afghanistan (10%). Men account for 55% of the population, women for 17% and children for 28%.



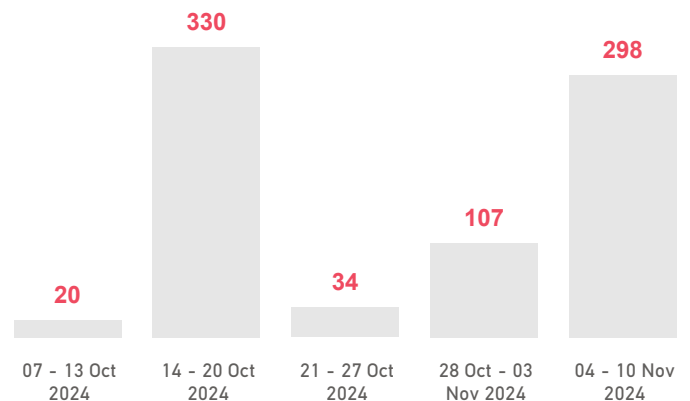
Population on the Island

There are 4,591 refugees and migrants on Samos island. Out of this total, the 4,559 reside at the CCAC and 15 are hosted in other facilities. UNHCR estimates that there are also 17 self-accommodated in the island.



Departures

This week, 298 refugees and migrants departed from Samos island to the mainland.



Published on 19/11/2024

more information: [UNHCR Operational Portal - Greece](#)

*Other facilities include shelters for unaccompanied children, detention facilities, etc.

Refugees and migrants includes asylum-seekers, beneficiaries of international protection and people out of the asylum procedure.

Departures to the mainland mainly include: i) transfers in the context of IOM Assisted Voluntary Return and Reintegration programme, ii) transfers of unaccompanied children to State-run facilities, iii) organized transfers supported by the government, including controlled facilities for temporary accommodation of asylum-seekers in the mainland/sites, and iv) those who depart on their own means.

Data Sources: Population data - Partial Data from the Government and other sources; Arrivals/Departures - Hellenic Police, Hellenic Coastguard

Figures are subject to future adjustment based on consolidated figures provided by the authorities. Percentages may not add up to 100 due to rounding and slightly differ between the text and graphs.

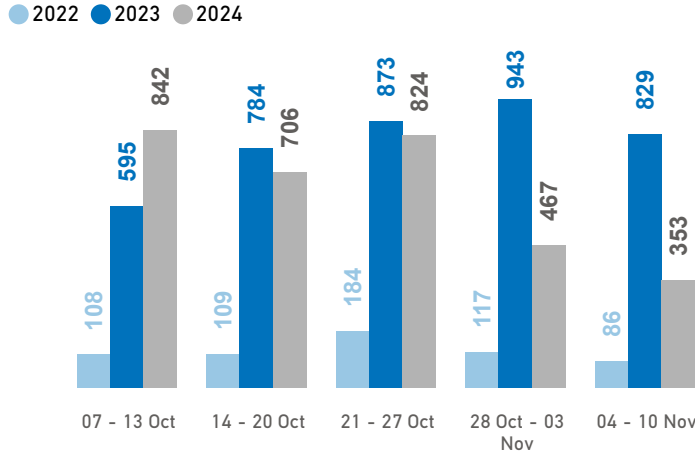
The boundaries, the names shown and the designations used on the map do not imply official endorsement or acceptance by the United Nations.

Dodecanese Islands Weekly Snapshot

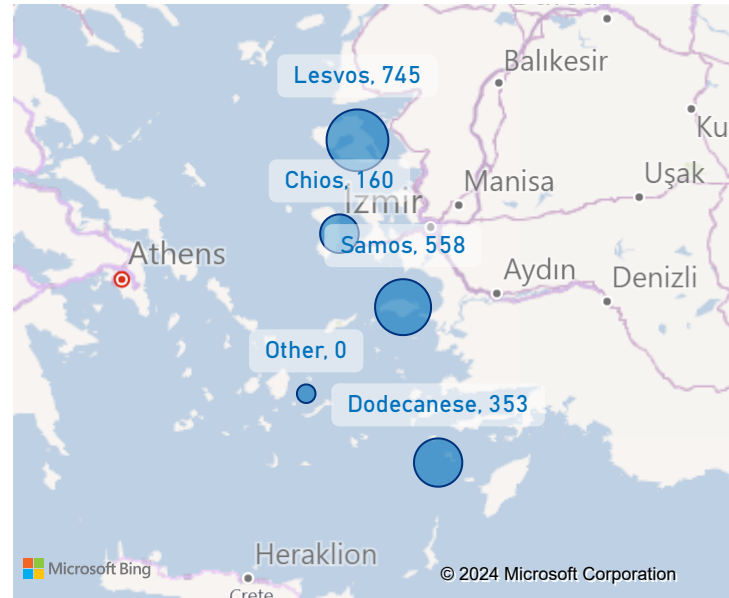
Sea arrivals

This week, the Dodecanese islands saw 353 arrivals, a decrease from last week's 467.

The average of the daily arrivals on the Dodecanese islands for this week is 50.



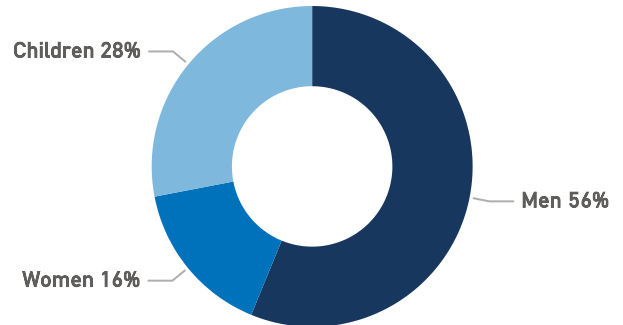
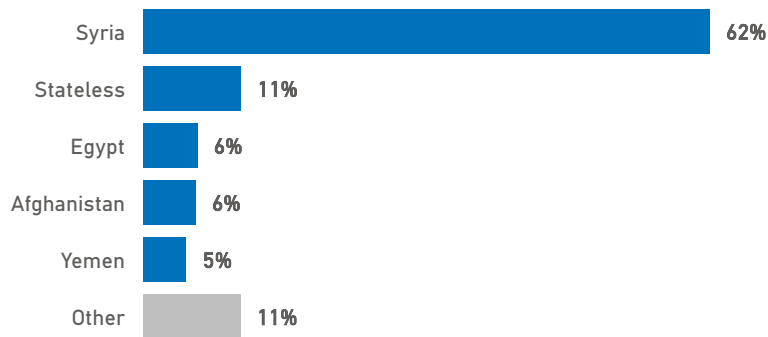
Entry Points



Population in Kos CCAC and Leros CCAC

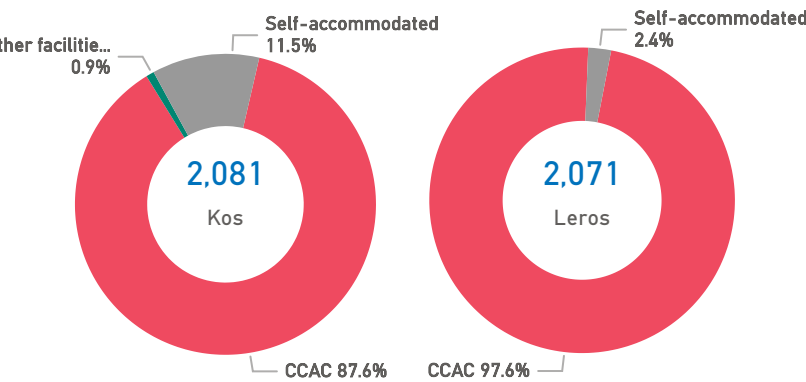
Currently, 3,844 refugees and migrants reside in Kos CCAC and Leros CCAC.

Most of them are from Syria (62%), Stateless (11%) and Egypt (6%). Men account for 56% of the population, women for 16% and children for 28%.



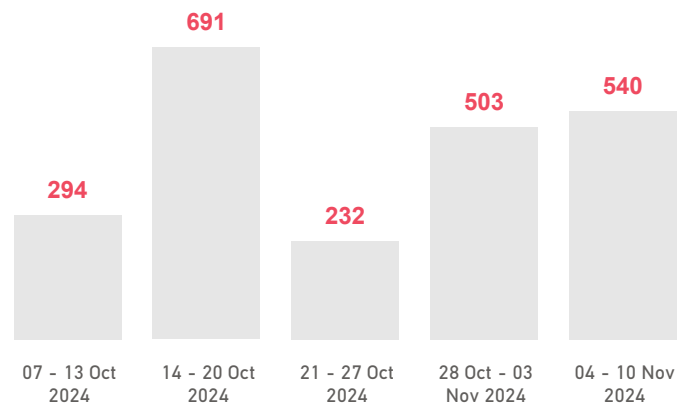
Population on the Dodecanese Islands

There are 4,152 refugees and migrants on the Dodecanese islands. Out of this total, 1,823 reside at the CCAC in Kos, and 2,021 at the CCAC Leros. In Kos, an estimated 240 people are self-accommodated and an additional 18 are hosted in other facilities, while in Leros, an estimated 50 people are self-accommodated, with an additional 0 being hosted in other facilities.



Departures

This week, 540 refugees and migrants departed from the Dodecanese islands to the mainland.



Published on 19/11/2024

more information: [UNHCR Operational Portal - Greece](#)

*Other facilities include shelters for unaccompanied children, detention facilities, etc.

Refugees and migrants includes asylum-seekers, beneficiaries of international protection and people out of the asylum procedure.

Departures to the mainland mainly include: i) transfers in the context of IOM Assisted Voluntary Return and Reintegration programme, ii) transfers of unaccompanied children to State-run facilities, iii) organized transfers supported by the government, including controlled facilities for temporary accommodation of asylum-seekers in the mainland/sites, and iv) those who depart on their own means.

Data Sources: Population data - Partial Data from the Government and other sources; Arrivals/Departures - Hellenic Police, Hellenic Coastguard

Figures are subject to future adjustment based on consolidated figures provided by the authorities. Percentages may not add up to 100 due to rounding and slightly differ between the text and graphs.

The boundaries, the names shown and the designations used on the map do not imply official endorsement or acceptance by the United Nations.