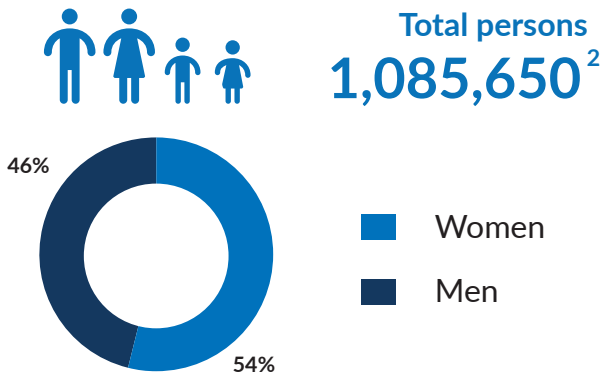


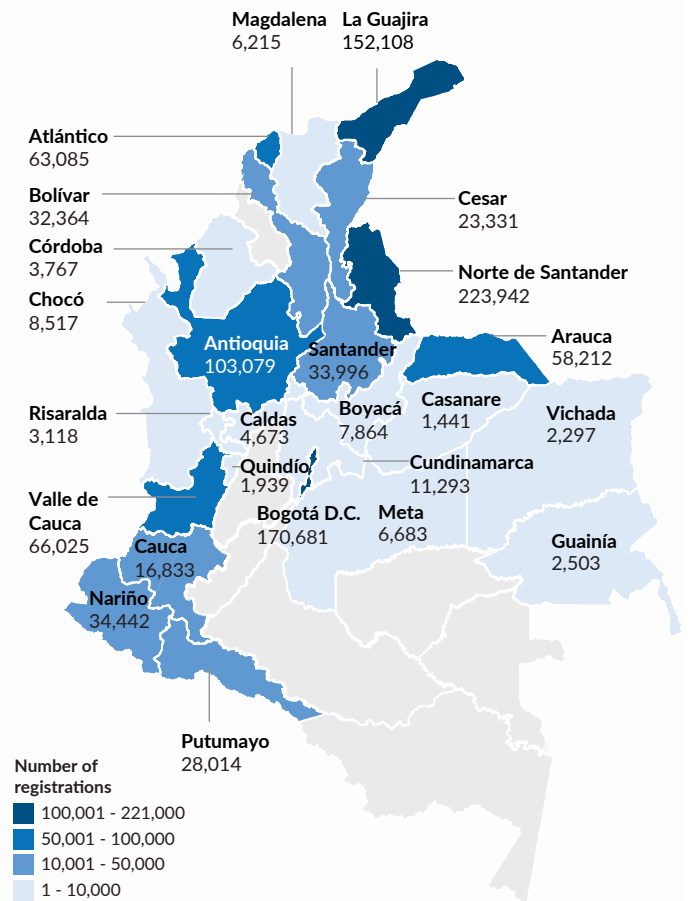
This infographic presents information on individuals registered through Individual Registration and Receptions in the Population Registration and Management Ecosystem (PRIMES) until June 30, 2024¹. The data includes demographic, geographic, socioeconomic information, the identification of Specific Protection Needs and the assistance provided to the population.

People registered in PRIMES

54% of the cases registered in PRIMES are women.



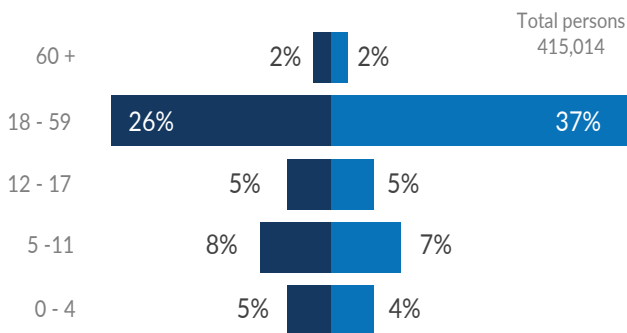
Map 1: Geographic distribution of registrations



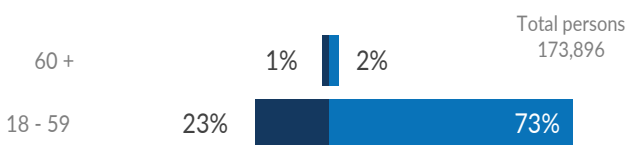
Age ranges³

Age ranges of individual registrations

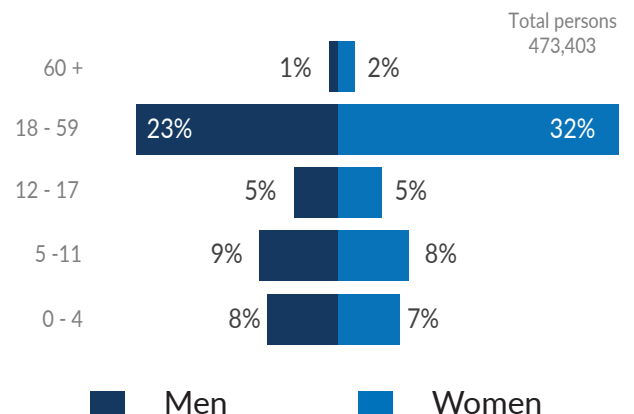
The average age of people registered in PRIMES is 18 - 59 years old.



Age ranges of Focal Points in reception records



Age ranges of family members in reception records



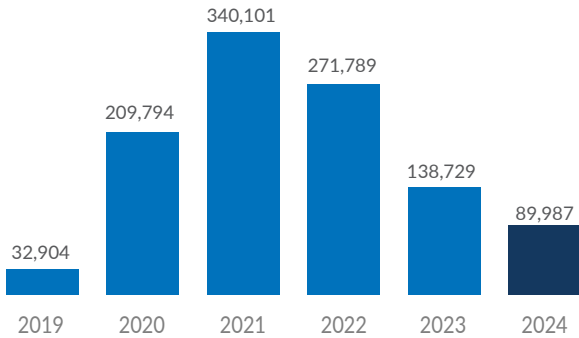
¹ The data corresponds to cumulative figures from 2018 through June 30, 2024.

² This should be: The number of persons presented in the statistics does not include deactivated records, such as duplicates and departures. Departures are mainly due to returns or resettlement. In total, there have been 27,986 deactivations since the Colombia operation started using PRIMES in 2018.

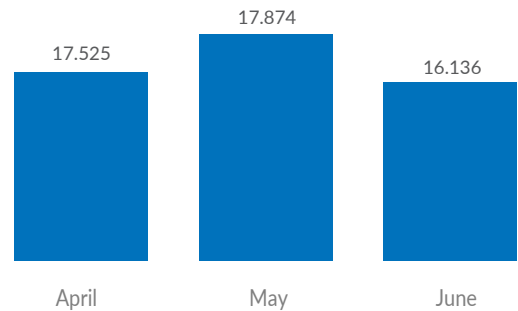
³ Calculated from the available information of the persons registered individually and the Receptions (pre-registers with the information of the Focal Point and their family group).

Evolution of PRIMES registrations

Number of people registered annually between 2019 - 2024

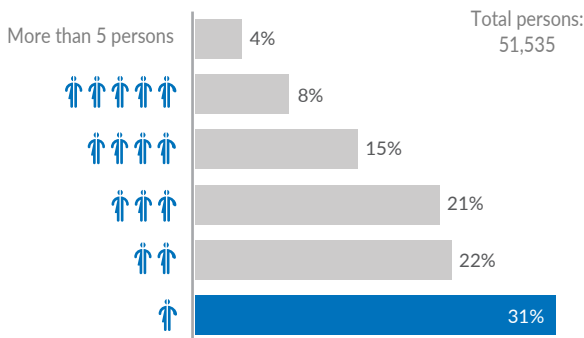


Number of people registered monthly between April and June 2024



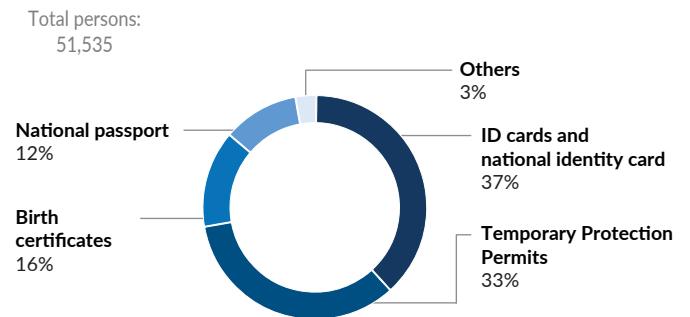
Average group size

More than **74%** of the registered groups are made up of groups of 1 to 3 persons.



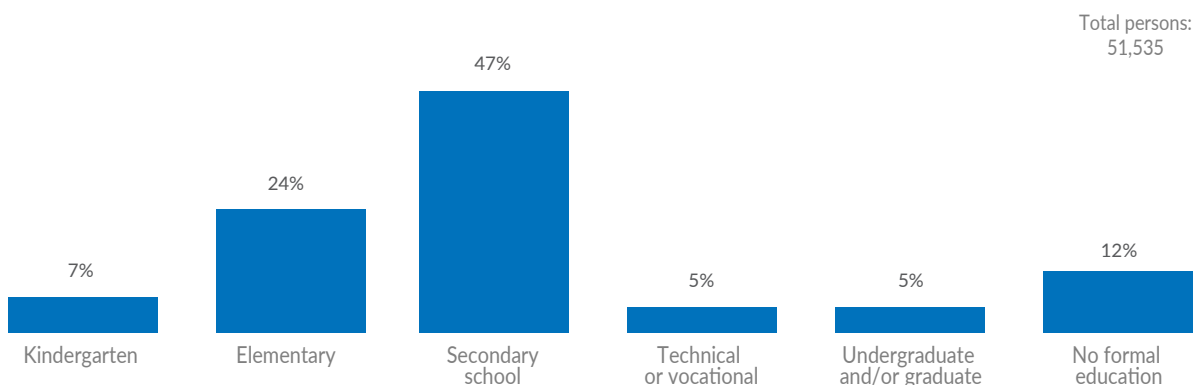
Documents of the population

Only **34%** of the total number of people registered in PRIMES have documentation.

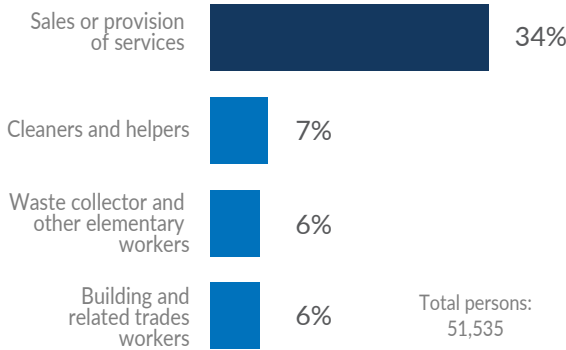


Educational level of the population

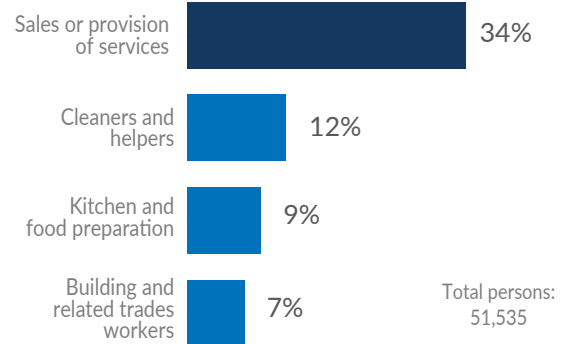
Compared to the previous quarter, the number of people with a secondary school education registered in PRIMES decreased by 4%.



Occupation of the population



Occupational skills of the population



Movements of people at the departmental and municipal level

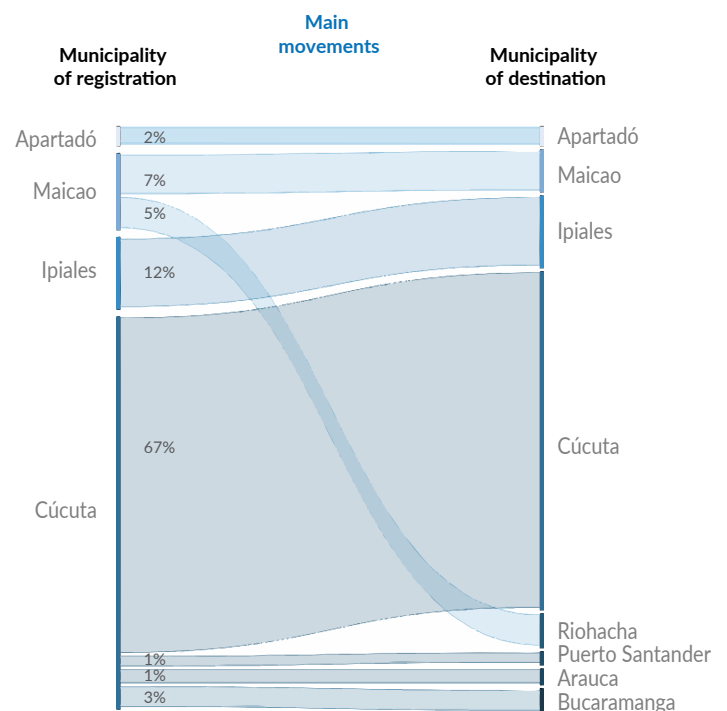
Map 2: Percentage of people remaining in the department of registration

95% of the people registered continue to reside in the same department where their registration and initial assistance took place.



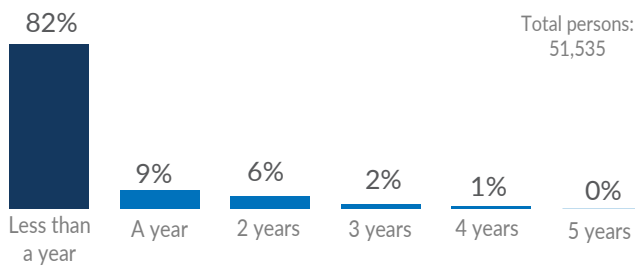
Relation between municipality of registration and municipality of destination

88% of the people registered in border municipalities tend to stay in these areas. The border municipalities with the highest percentage of permanence are Cúcuta, Ipiales, Maicao and Apartadó. **12%** of the people decide to move to nearby cities such as Riohacha, Bucaramanga, and Puerto Santander.

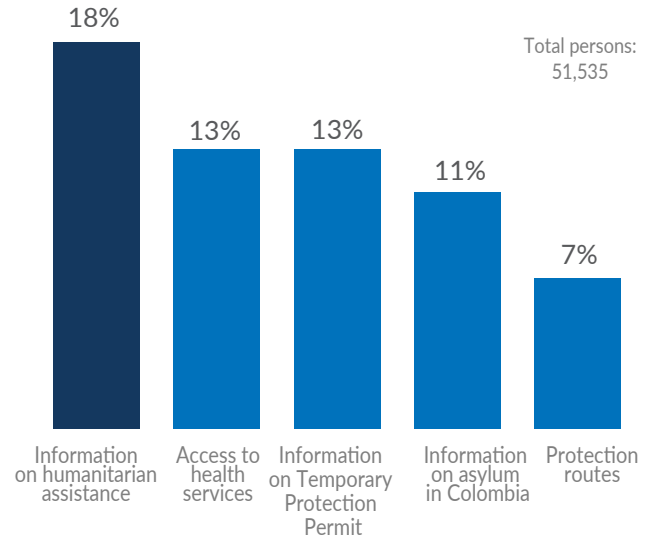


Contact with registration points

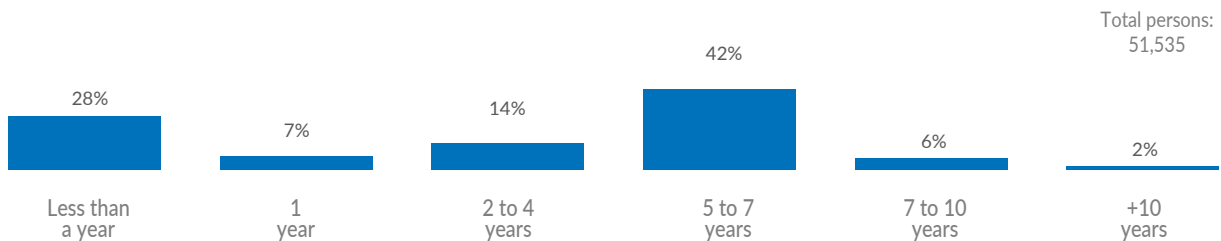
Compared to the previous quarter, there is a **10%** increase in the number of people served in less than a year. This indicates that **82%** of the individuals registered in PRIMES for this quarter, after their initial assistance, maintain contact with the registration points primarily to obtain information about humanitarian assistance and access to health services.



Primary topics of consultation and key information provided to the population



Time spent in Colombia



Specific Protection Needs (SPNs)

The identification of Specific Protection Needs in PRIMES allows the activation of protection routes and referral processes. The main SPNs identified are:

33%



Unmet basic needs: A person who is unable to achieve, despite existing livelihood opportunities (whether formal or informal), a minimum standard of living, including access to food, clothing, sanitary materials, housing/shelter, water, sanitation and medical care.

22%



Without documentation: Person without regular documentation in Colombia.

17%



No access to services: A person deprived of access to services, such as assistance distribution, medical care or legal services, that are otherwise available to the community and/or individuals.

3%



Children and Adolescents at risk of not attending school: Persons under 18 years of age at risk of interrupting or suspending their studies.

3%



Single head of household - father/mother: Single-parent household (paternal or maternal head of household), with one or more biological children all under 18 years old.

Total persons: 51,535