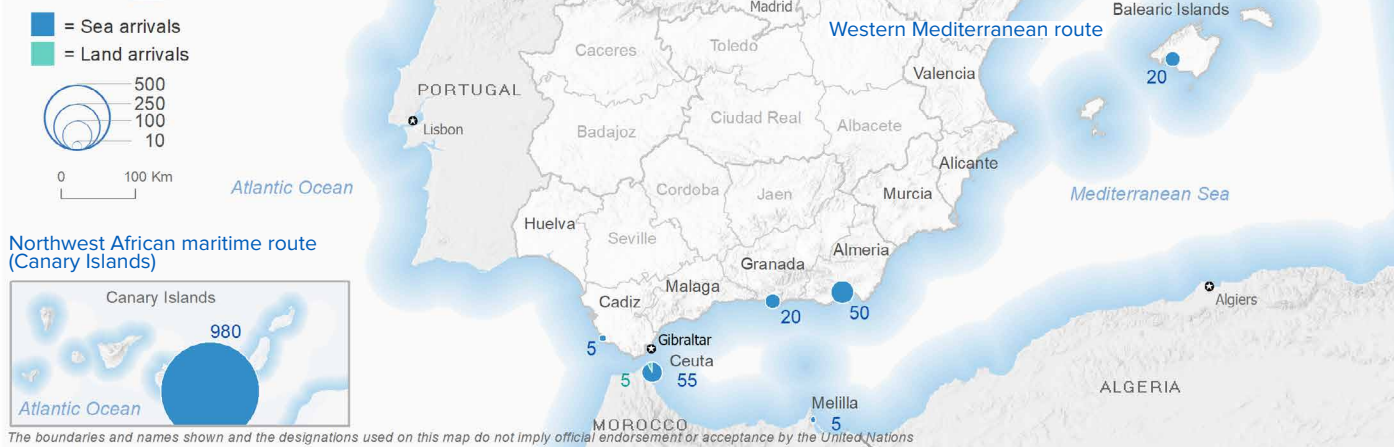


SPAIN Weekly snapshot - Week 46 (11 - 17 Nov 2024)

The charts below are based on figures from the Ministry of Interior and UNHCR estimates. All figures are provisional and subject to change

Refugees & migrants: sea and land arrivals in week 46¹



Arrivals in Spain

54,187
 Arrivals as of 17 Nov 2024²
+12%
 Dif. 2023

53,784
 Sea Arrivals²
 Dif. 2023: **+13%**

403
 Land Arrivals²
 Dif. 2023: **-10%**

1,135
 Arrivals Week 46¹
 Dif. last week: **-64%**
 Dif. 2023: **-22%**

Western Mediterranean

14,891
 Arrivals as of 17 Nov 2024²
+1%
 Dif. 2023

14,488
 Sea Arrivals²
 Dif. 2023: **+1%**

403
 Land Arrivals²
 Dif. 2023: **-10%**

154
 Arrivals Week 46¹
 Dif. last week: **-87%**
 Dif. 2023: **-55%**

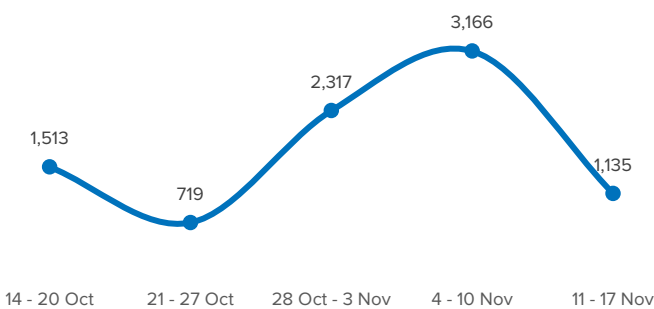
Northwest African maritime (Canary Islands)

39,296
 Arrivals as of 17 Nov 2024²
+17%
 Dif. 2023

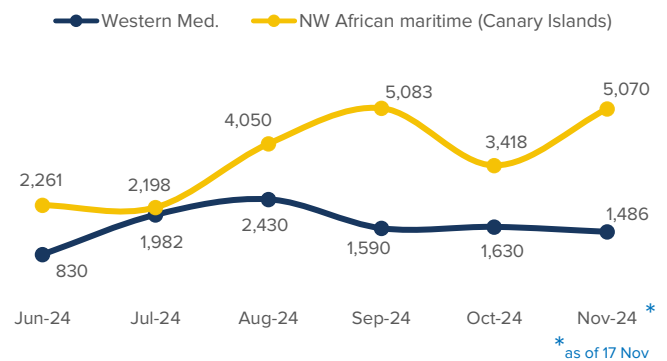
39,296
 Sea Arrivals²
 Dif. 2023: **+17%**

981
 Arrivals Week 46¹
 Dif. last week: **-52%**
 Dif. 2023: **-11%**

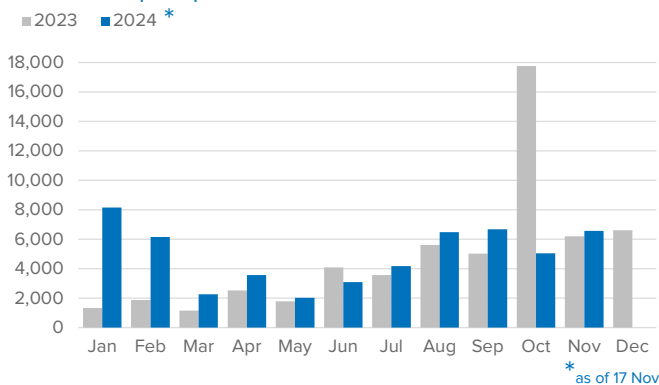
Arrivals in Spain during the last five weeks¹



Arrivals in Spain by route during the last six months²



Arrivals in Spain per month²



Arrivals in Spain per year²

