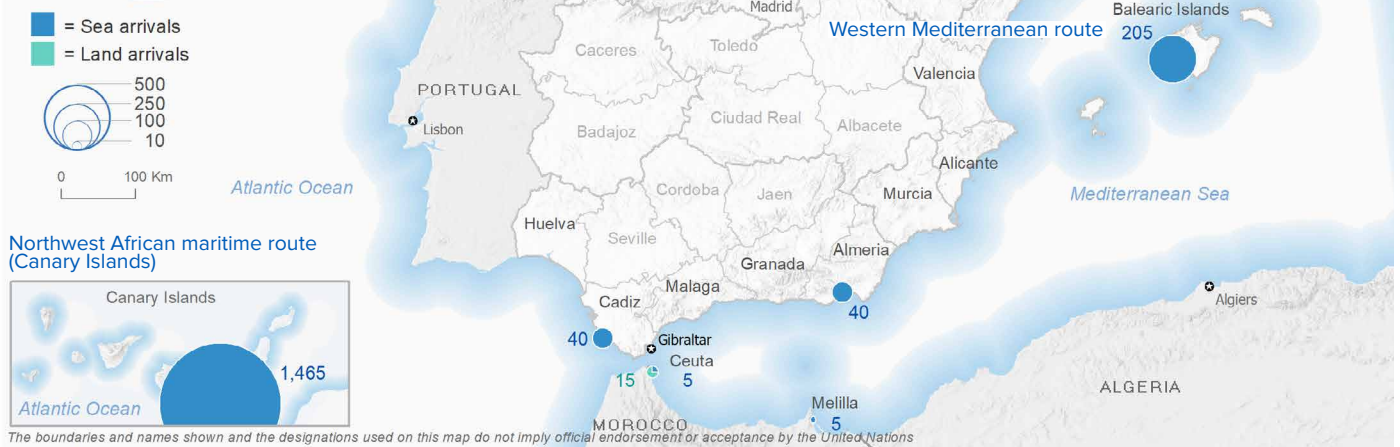


SPAIN Weekly snapshot - Week 47 (18 - 24 Nov 2024)

The charts below are based on figures from the Ministry of Interior and UNHCR estimates. All figures are provisional and subject to change

Refugees & migrants: sea and land arrivals in week 47¹



Arrivals in Spain

55,961
 Arrivals as of 24 Nov 2024² +13%
 Dif. 2023

55,545
 Sea Arrivals²
 Dif. 2023: +13%

416
 Land Arrivals²
 Dif. 2023: -7%

1,774
 Arrivals Week 47¹
 Dif. last week: +56%
 Dif. 2023: +23%

Western Mediterranean

15,202
 Arrivals as of 24 Nov 2024² +1%
 Dif. 2023

14,786
 Sea Arrivals²
 Dif. 2023: +1%

416
 Land Arrivals²
 Dif. 2023: -7%

311
 Arrivals Week 47¹
 Dif. last week: +102%
 Dif. 2023: -9%

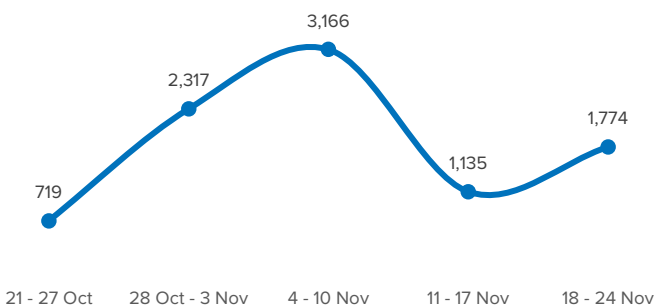
Northwest African maritime (Canary Islands)

40,759
 Arrivals as of 24 Nov 2024² +18%
 Dif. 2023

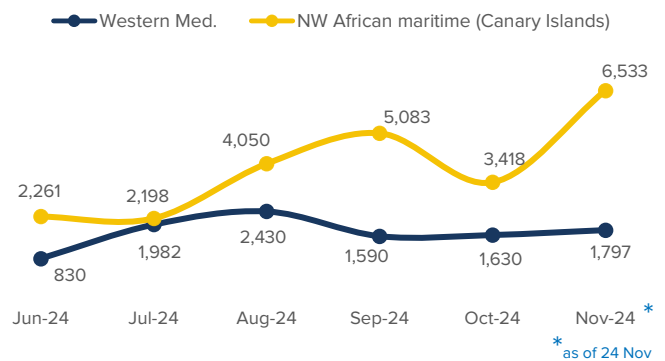
40,759
 Sea Arrivals²
 Dif. 2023: +18%

1,463
 Arrivals Week 47¹
 Dif. last week: +49%
 Dif. 2023: +33%

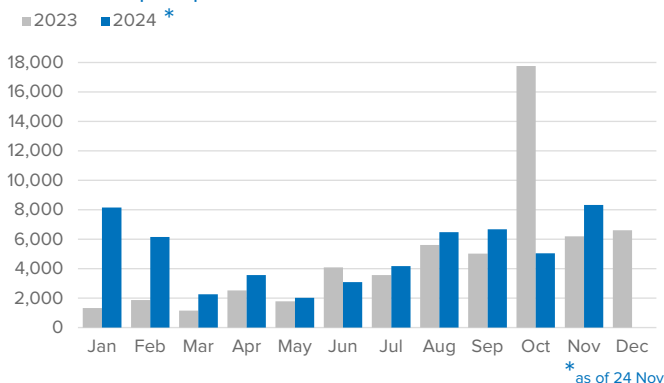
Arrivals in Spain during the last five weeks¹



Arrivals in Spain by route during the last six months²



Arrivals in Spain per month²



Arrivals in Spain per year²

