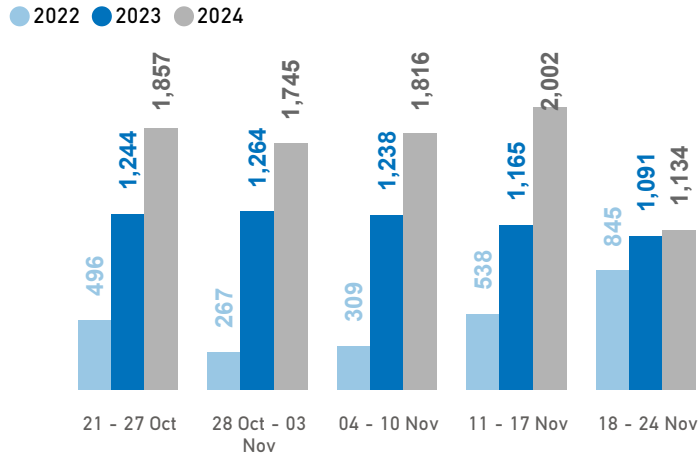


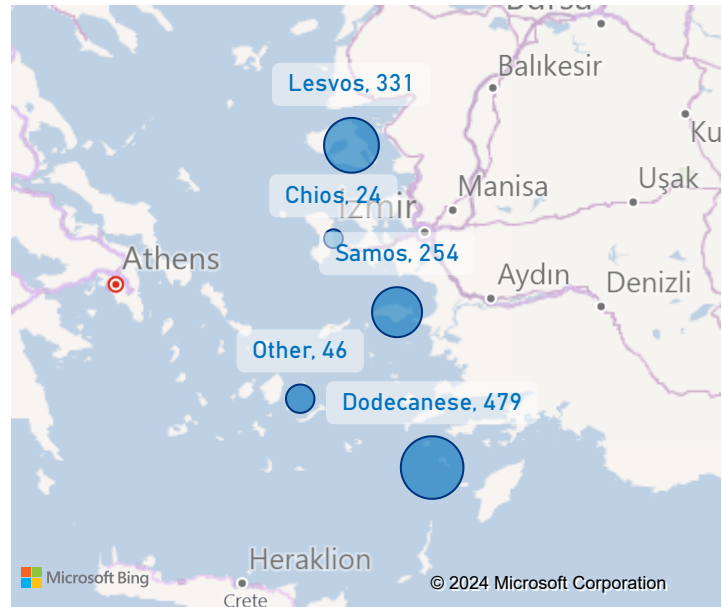
Aegean Islands Weekly Snapshot

Sea arrivals

This week, the Aegean islands saw 1,134 arrivals, a decrease from last week's 2,002. The average of the daily arrivals on the Aegean islands for this week is 162.



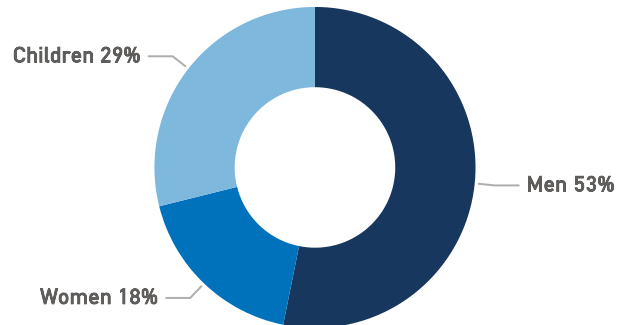
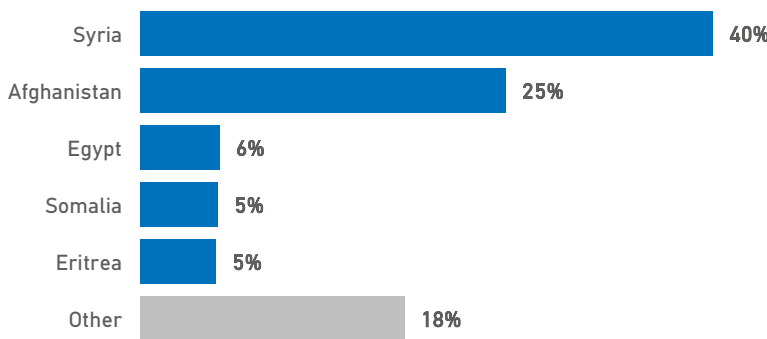
Entry Points



Population in the CCACs

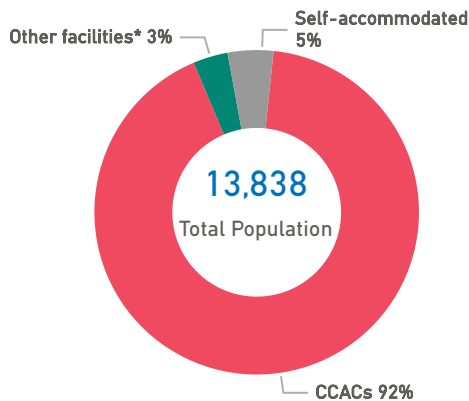
Currently, 12,730 refugees and migrants reside in the Closed Controlled Access Center(s).

Most of them are from Syria (40%), Afghanistan (25%) and Egypt (6%). Men account for 53% of the population, women for 18% and children for 29%.



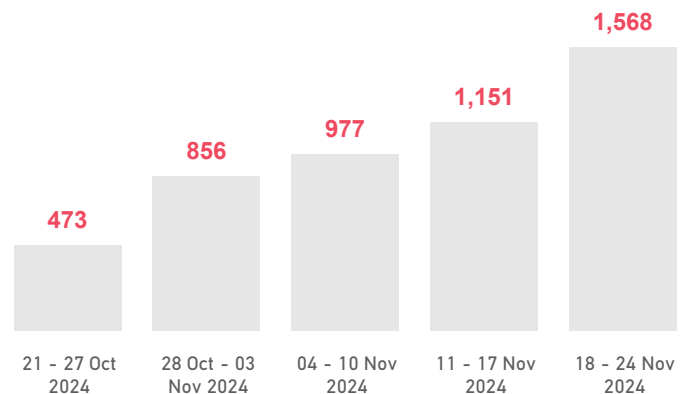
Population on the Islands

There are 13,838 refugees and migrants on the Aegean islands. Out of this total, 12,730 reside at the CCACs and 478 are hosted in other facilities. UNHCR estimates that there are also 630 self-accommodated in the islands.



Departures

This week, 1,568 refugees and migrants departed from the Aegean islands to the mainland.



Published on 04/12/2024

more information: [UNHCR Operational Portal - Greece](#)

*Other facilities include shelters for unaccompanied children, detention facilities, etc.

Refugees and migrants includes asylum-seekers, beneficiaries of international protection and people out of the asylum procedure.

Departures to the mainland mainly include: i) transfers in the context of IOM Assisted Voluntary Return and Reintegration programme, ii) transfers of unaccompanied children to State-run facilities, iii) organized transfers supported by the government, including controlled facilities for temporary accommodation of asylum-seekers in the mainland/sites, and iv) those who depart on their own means.

Data Sources: Population data - Partial Data from the Government and other sources; Arrivals/Departures - Hellenic Police, Hellenic Coastguard

Figures are subject to future adjustment based on consolidated figures provided by the authorities. Percentages may not add up to 100 due to rounding and slightly differ between the text and graphs.

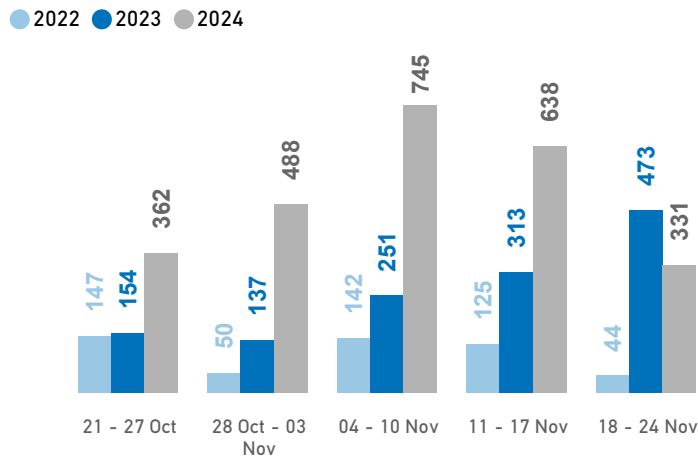
The boundaries, the names shown and the designations used on the map do not imply official endorsement or acceptance by the United Nations.

Lesvos Weekly Snapshot

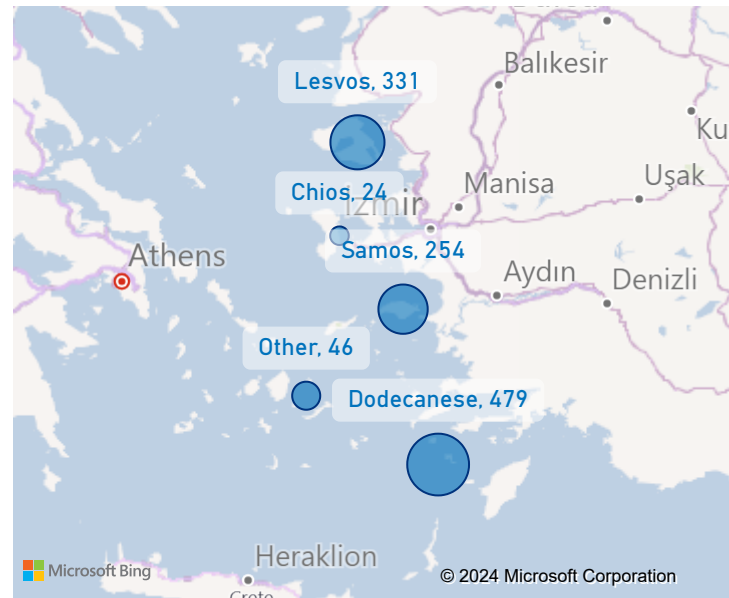
Sea arrivals

This week, Lesvos saw 331 arrivals, a decrease from last week's 638.

The average of the daily arrivals on Lesvos for this week is 47.



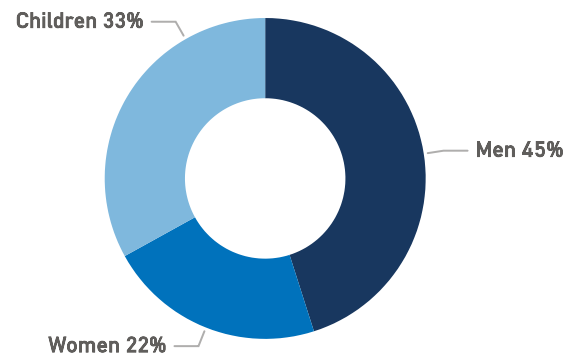
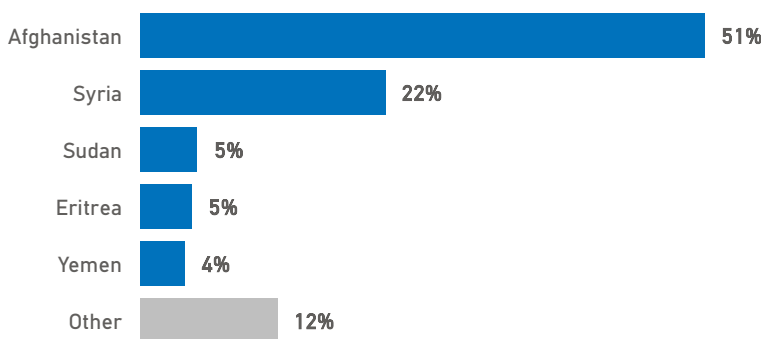
Entry Points



Population in the CCAC

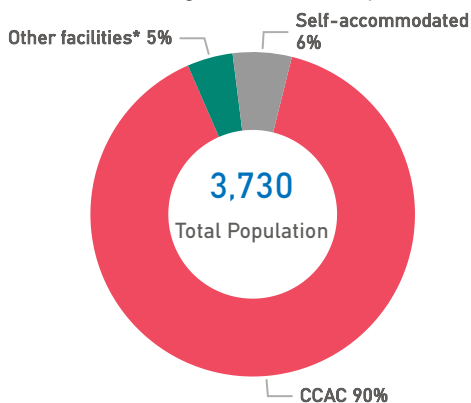
Currently, 3,341 refugees and migrants reside in the Closed Controlled Access Center.

Most of them are from Afghanistan (51%), Syria (22%) and Sudan (5%). Men account for 45% of the population, women for 22% and children for 33%.



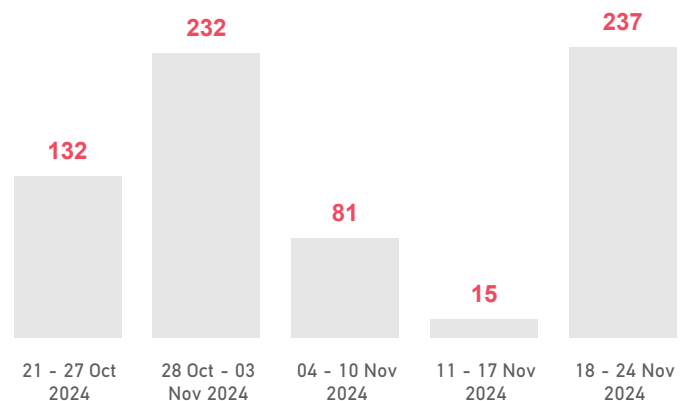
Population on the Island

There are 3,730 refugees and migrants on Lesvos. Out of this total, 3,341 reside at the CCAC and 170 are hosted in other facilities. UNHCR identified 219 self-accommodated refugees in the island up to this date.



Departures

This week, 237 refugees and migrants departed from Lesvos to the mainland.



Published on 04/12/2024

more information: [UNHCR Operational Portal - Greece](#)

*Other facilities include shelters for unaccompanied children, detention facilities, etc.

Refugees and migrants includes asylum-seekers, beneficiaries of international protection and people out of the asylum procedure.

Departures to the mainland mainly include: i) transfers in the context of IOM Assisted Voluntary Return and Reintegration programme, ii) transfers of unaccompanied children to State-run facilities, iii) organized transfers supported by the government, including controlled facilities for temporary accommodation of asylum-seekers in the mainland/sites, and iv) those who depart on their own means.

Data Sources: Population data - Partial Data from the Government and other sources; Arrivals/Departures - Hellenic Police, Hellenic Coastguard

Figures are subject to future adjustment based on consolidated figures provided by the authorities. Percentages may not add up to 100 due to rounding and slightly differ between the text and graphs.

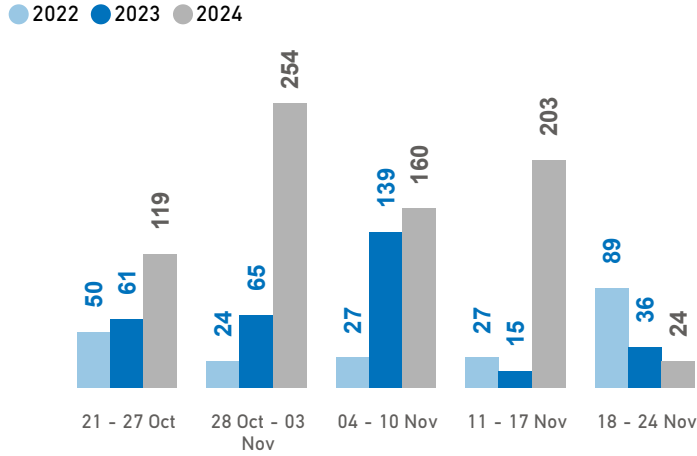
The boundaries, the names shown and the designations used on the map do not imply official endorsement or acceptance by the United Nations.

Chios Island Weekly Snapshot

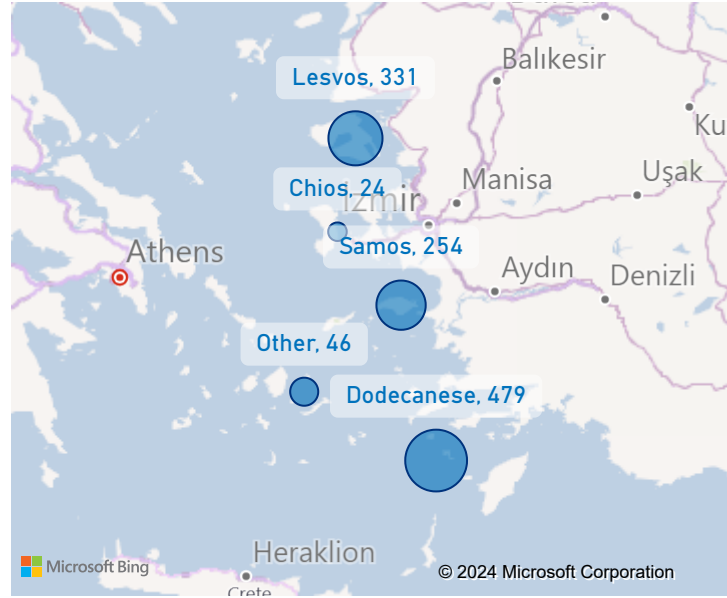
Sea arrivals

This week, Chios island saw 24 arrivals, a decrease from last week's 203.

The average of the daily arrivals on Chios island for this week is 3.



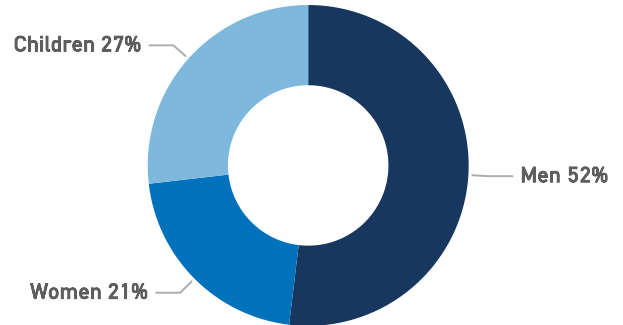
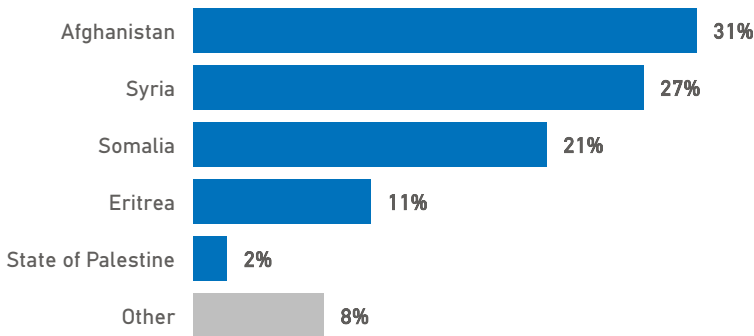
Entry Points



Population in the CCAC

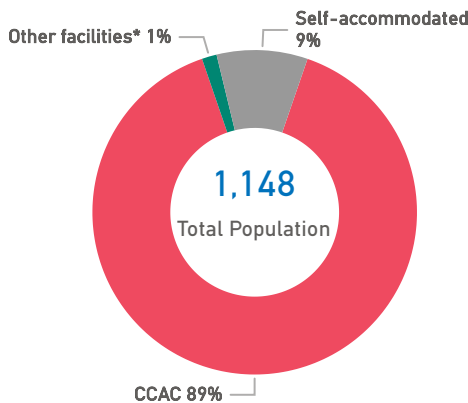
Currently, 1,027 refugees and migrants reside in the Closed Controlled Access Center.

Most of them are from Afghanistan (31%), Syria (27%) and Somalia (21%). Men account for 52% of the population, women for 21% and children for 27%.



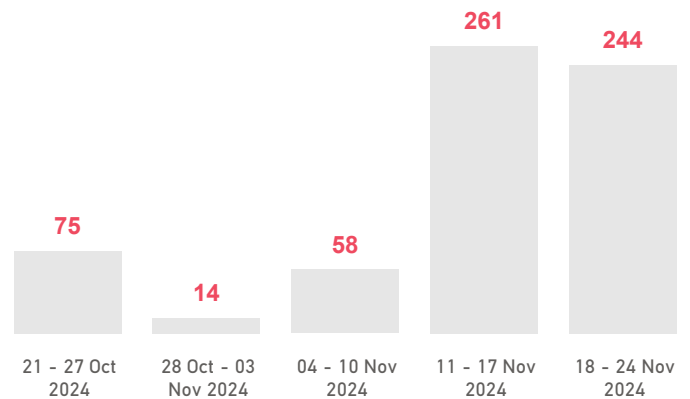
Population on the Island

There are 1,148 refugees and migrants on Chios island. Out of this total, 1,027 reside at the CCAC and 17 are hosted in other facilities. UNHCR estimates that there are also 104 self-accommodated in the island.



Departures

This week, 244 refugees and migrants departed from Chios island to the mainland.



Published on 04/12/2024

more information: [UNHCR Operational Portal - Greece](#)

*Other facilities include shelters for unaccompanied children, detention facilities, etc.

Refugees and migrants includes asylum-seekers, beneficiaries of international protection and people out of the asylum procedure.

Departures to the mainland mainly include: i) transfers in the context of IOM Assisted Voluntary Return and Reintegration programme, ii) transfers of unaccompanied children to State-run facilities, iii) organized transfers supported by the government, including controlled facilities for temporary accommodation of asylum-seekers in the mainland/sites, and iv) those who depart on their own means.

Data Sources: Population data - Partial Data from the Government and other sources; Arrivals/Departures - Hellenic Police, Hellenic Coastguard

Figures are subject to future adjustment based on consolidated figures provided by the authorities. Percentages may not add up to 100 due to rounding and slightly differ between the text and graphs.

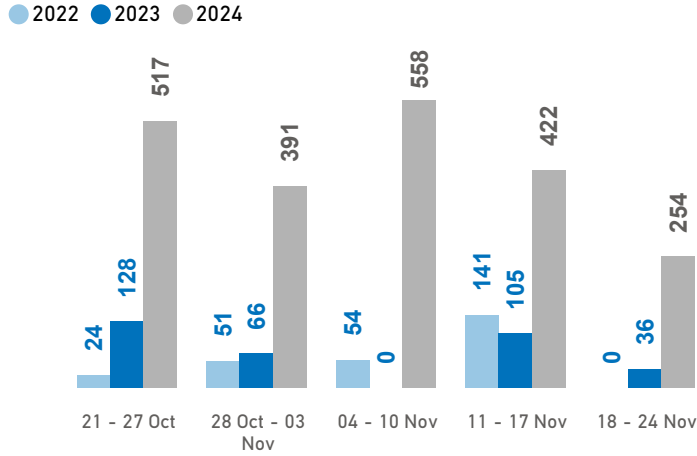
The boundaries, the names shown and the designations used on the map do not imply official endorsement or acceptance by the United Nations.

Samos Island Weekly Snapshot

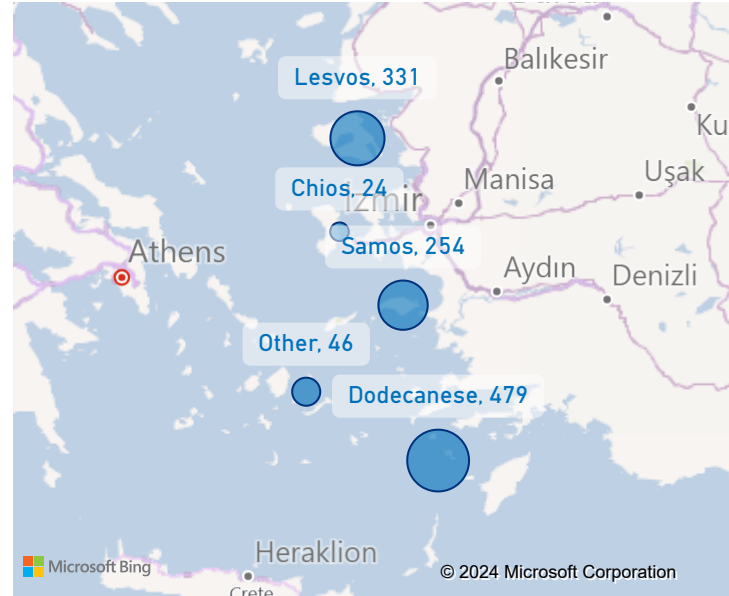
Sea arrivals

This week, Samos island saw 254 arrivals, a decrease from last week's 422.

The average of the daily arrivals on Samos island for this week is 36.



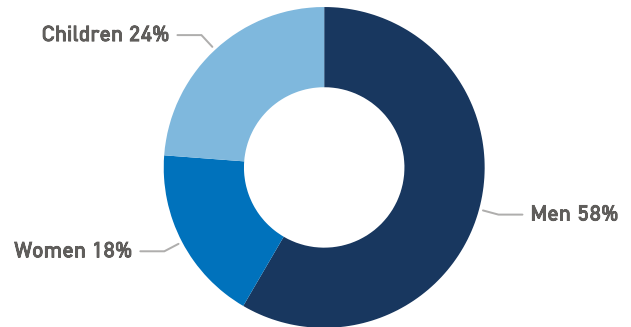
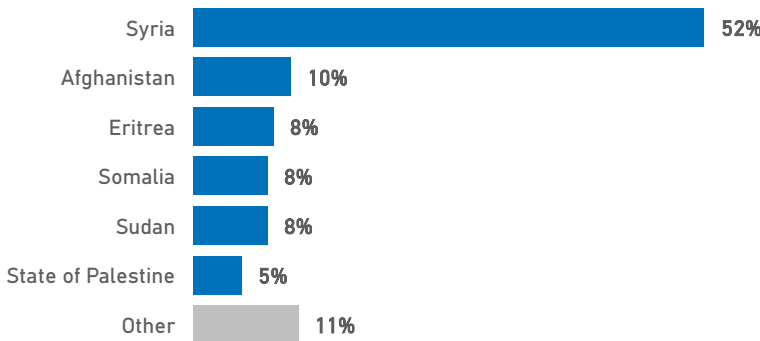
Entry Points



Population in the CCAC

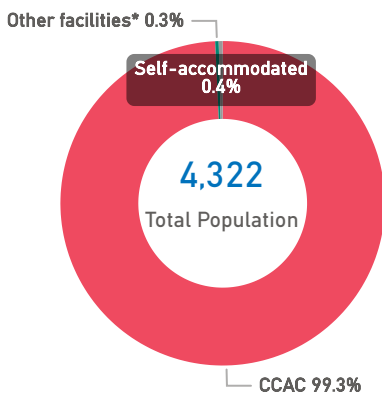
Currently, 4,290 refugees and migrants reside in the Closed Controlled Access Center.

Most of the registered population are from Syria (52%), Afghanistan (10%) and Eritrea (8%). Men account for 58% of the population, women for 18% and children for 24%.



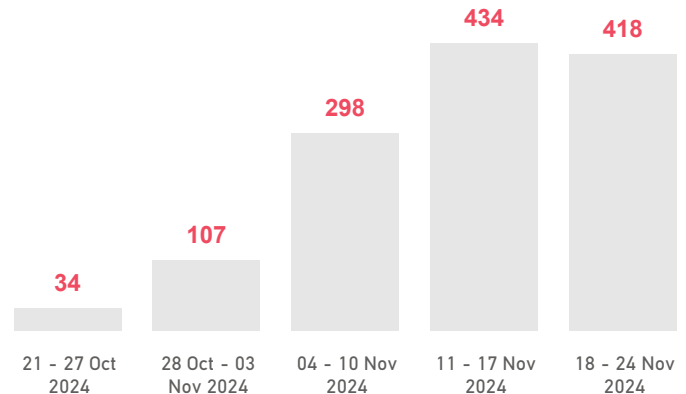
Population on the Island

There are 4,322 refugees and migrants on Samos island. Out of this total, the 4,290 reside at the CCAC and 15 are hosted in other facilities. UNHCR estimates that there are also 17 self-accommodated in the island.



Departures

This week, 418 refugees and migrants departed from Samos island to the mainland.



Published on 04/12/2024

more information: [UNHCR Operational Portal - Greece](#)

*Other facilities include shelters for unaccompanied children, detention facilities, etc.

Refugees and migrants includes asylum-seekers, beneficiaries of international protection and people out of the asylum procedure.

Departures to the mainland mainly include: i) transfers in the context of IOM Assisted Voluntary Return and Reintegration programme, ii) transfers of unaccompanied children to State-run facilities, iii) organized transfers supported by the government, including controlled facilities for temporary accommodation of asylum-seekers in the mainland/sites, and iv) those who depart on their own means.

Data Sources: Population data - Partial Data from the Government and other sources; Arrivals/Departures - Hellenic Police, Hellenic Coastguard

Figures are subject to future adjustment based on consolidated figures provided by the authorities. Percentages may not add up to 100 due to rounding and slightly differ between the text and graphs.

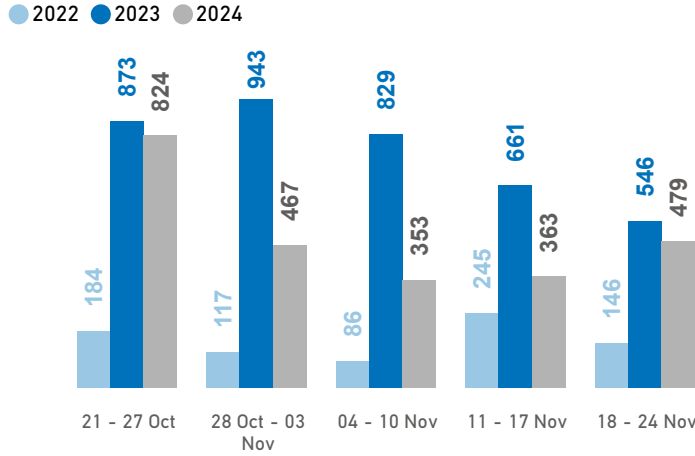
The boundaries, the names shown and the designations used on the map do not imply official endorsement or acceptance by the United Nations.

Dodecanese Islands Weekly Snapshot

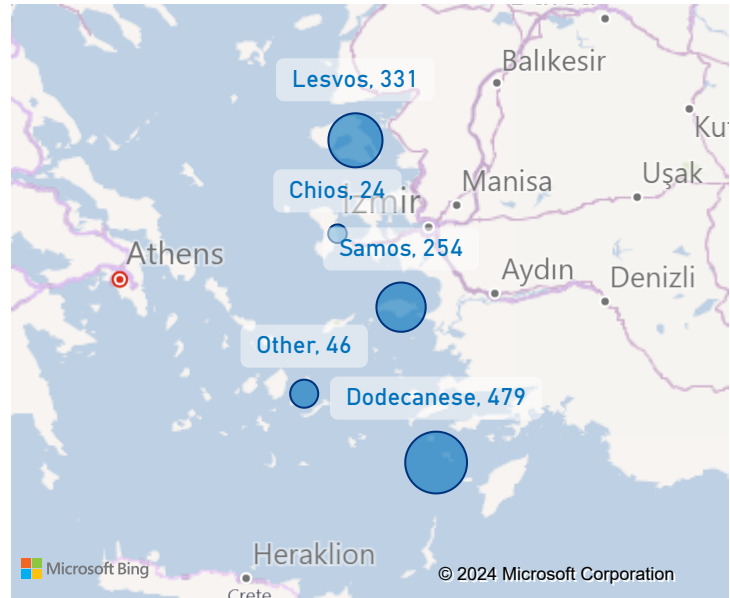
Sea arrivals

This week, the Dodecanese islands saw 479 arrivals, an increase from last week's 363.

The average of the daily arrivals on the Dodecanese islands for this week is 68.



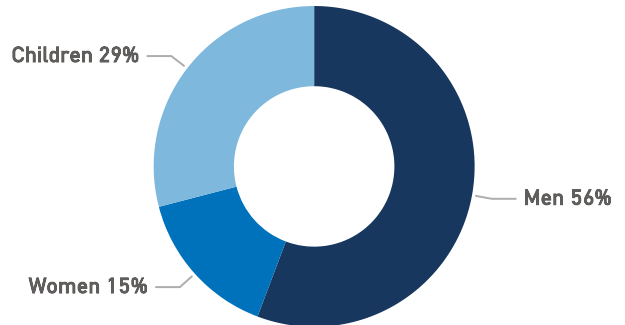
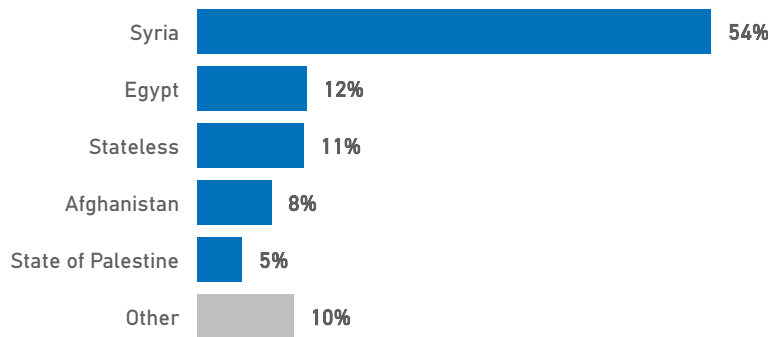
Entry Points



Population in Kos CCAC and Leros CCAC

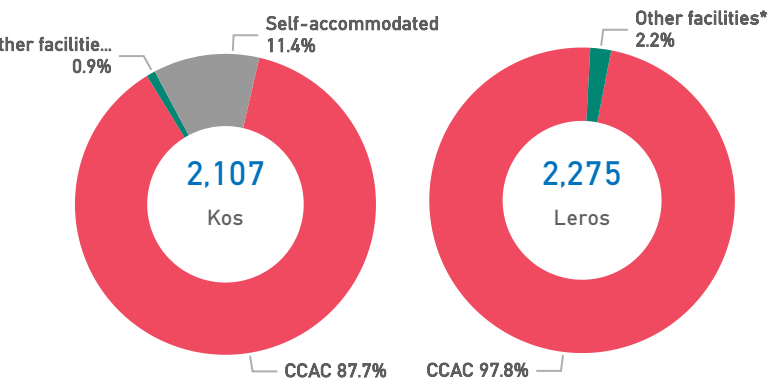
Currently, 4,072 refugees and migrants reside in Kos CCAC and Leros CCAC.

Most of them are from Syria (54%), Egypt (12%) and Stateless (11%). Men account for 56% of the population, women for 15% and children for 29%.



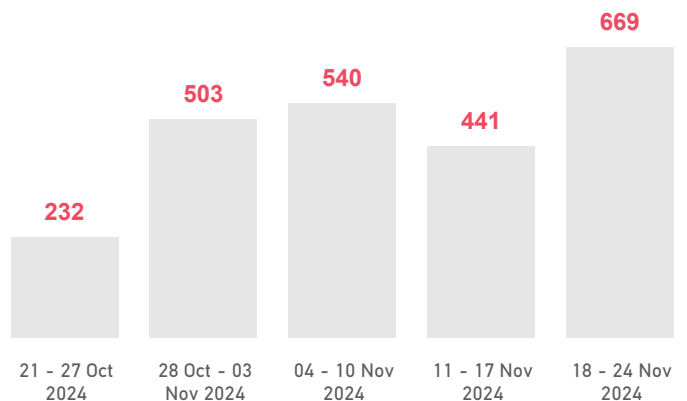
Population on the Dodecanese Islands

There are 4,382 refugees and migrants on the Dodecanese islands. Out of this total, 1,847 reside at the CCAC in Kos, and 2,225 at the CCAC Leros. In Kos, an estimated 240 people are self-accommodated and an additional 20 are hosted in other facilities, while in Leros, an estimated 0 people are self-accommodated, with an additional 50 being hosted in other facilities.



Departures

This week, 669 refugees and migrants departed from the Dodecanese islands to the mainland.



Published on 04/12/2024

more information: [UNHCR Operational Portal - Greece](#)

*Other facilities include shelters for unaccompanied children, detention facilities, etc.

Refugees and migrants includes asylum-seekers, beneficiaries of international protection and people out of the asylum procedure.

Departures to the mainland mainly include: i) transfers in the context of IOM Assisted Voluntary Return and Reintegration programme, ii) transfers of unaccompanied children to State-run facilities, iii) organized transfers supported by the government, including controlled facilities for temporary accommodation of asylum-seekers in the mainland/sites, and iv) those who depart on their own means.

Data Sources: Population data - Partial Data from the Government and other sources; Arrivals/Departures - Hellenic Police, Hellenic Coastguard

Figures are subject to future adjustment based on consolidated figures provided by the authorities. Percentages may not add up to 100 due to rounding and slightly differ between the text and graphs.

The boundaries, the names shown and the designations used on the map do not imply official endorsement or acceptance by the United Nations.