IDP PROTECTION MONITORING UPDATE

01 Jan 2024 - 31 Nov 2024

Yemen
2024

Background and Methodology

This Protection Monitoring report provides insight into the situation in Yemen, focusing on data collected by UNHCR partners* from 1st January – 30st Novmber 2024. The data collection involved interviewing 104,033 households (HHs), with gender distribution of 72 per cent male and 28 per cent female. Among the assessed households, 81.0 per cent are IDPs, 7.6 per cent are IDPs returnees, and 11.4 per cent belong to host communities. Furthermore, 63.0 per cent of the assessed IDPs are residing in IDP sites. Data collection was carried out in local language (Arabic) by enumerators using the KoBo data collection tool. Of those enumerators 37 per cent were female staff. Quantitative data was complemented with qualitative insights gathered by UNHCR and its partners.

In 2023, UNHCR assessed **136,913 households** (HH) across Yemen consisting of **820,440 individuals**, utilizing protection monitoring tools to engage with IDP com) munities, identify individuals facing protection and socio-economic challenges, and facilitate their referrals to relevant service providers.

4.5 M

Internally Displaced Persons

104,033
Households Assessed

Average family size 6

632,748
Individuals Assessed

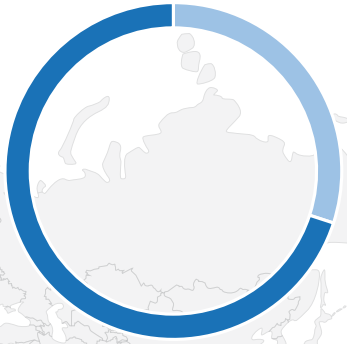

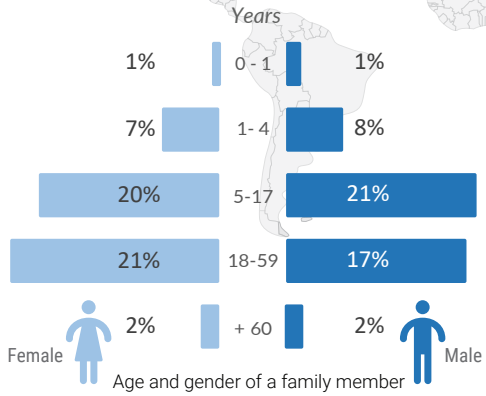

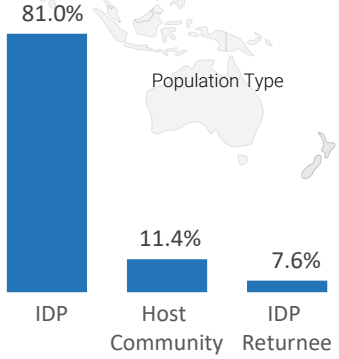

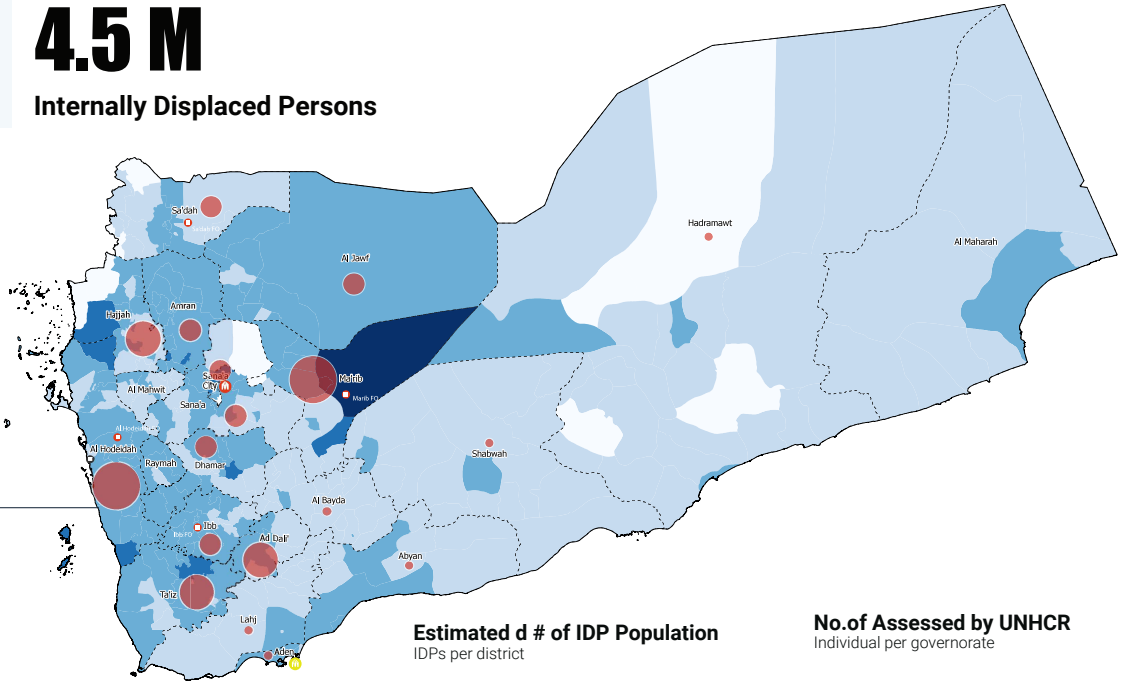

*Partners: (HA, JAAHD, FMF, SDF, RADF, YGUSSWP, DEEM, YARD, YRC, YDF ,SHS, YWU, and NMO)

Source: IDP Protection Monitoring System (ACT)

Contact: yemsaim@unhcr.org

Creation date: 04 Dec 2024 | Page 1

WANT MORE INFO?
Click the link - online dashboard

IDP PROTECTION MONITORING UPDATE

01 Jan 2024 - 31 Nov 2024

Yemen
2024

Displacement:

- **81.0 per cent** of assessed households are displaced persons, with **34.4 per cent** experiencing **multiple displacements**, primarily due to **generalized violence and armed conflict** (**86.0 per cent**)

Top 5 reasons for displacement

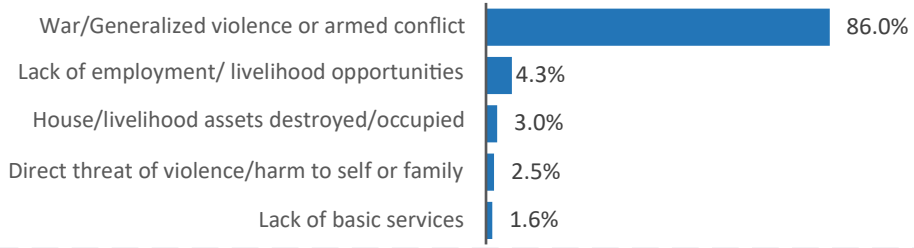

Coping Mechanisms:

- (**88 per cent**) of the assessed households were unable to meet their daily food needs. To cope with this challenge, (**87.1 per cent**) resorted to purchasing less expensive food options,

Coping mechanism adopted

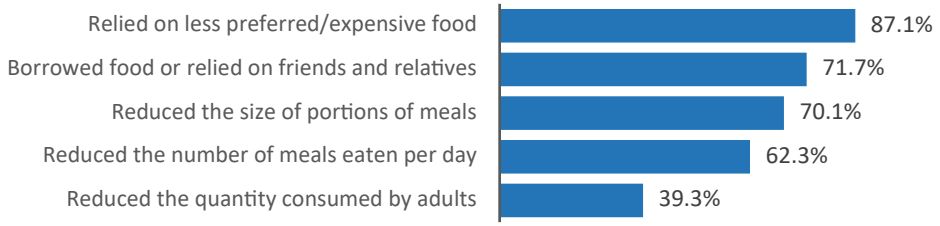

Place of Origin:

- Majority of assessed IDPs originate from **Al-Hodeidah** (23 per cent), **Taiz**(21 per cent), and **Hajja** (17 per cent)

Top 10 places of origin prior to the last displacement

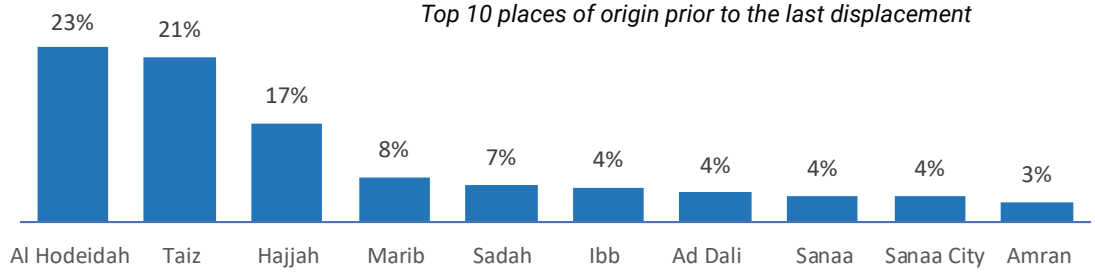

Vulnerabilities:

- Nearly all households (**92 per cent**) report at least one family member with vulnerabilities,



Intention to Return:

- **57.7 per cent** of assessed households have no intention to return to their place of origin, the main factors for return include long-term safety and security (**90.6 per cent**)

Top 5 factors affecting intention to return

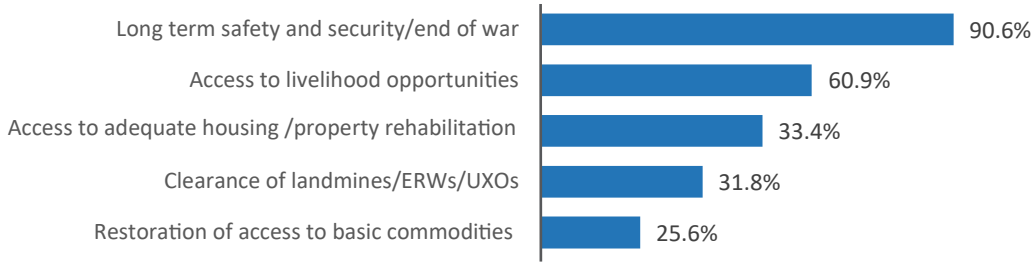

Documentation :

- **56 per cent** of households have one child without a birth certificate, and **71 per cent** have a family member without a national identity card.

Top Humanitarian needs identified by the assessed households:

- Core relief items (**92 per cent**), food security (**82 per cent**), livelihood opportunities (**81 per cent**), WASH (**77 per cent**) and Healthcare/ Medical (**73 per cent**) are among the top humanitarian needs identified

Top Protection needs identified by the assessed households:

- Civil documentation support (**58 per cent**) and psychosocial activities (**56 per cent**) are the top protection needs identified.

WANT MORE INFO?
Click the link - online dashboard