

### Overview of the sector and narrative

#### The Sector Overview:

The food security sector plays a crucial role in advancing sustainable Development Goal 2.1 by improving access to nutritious food within Uganda's thirteen refugee settlements and fostering the self-reliance of refugee communities. Despite Uganda's progressive refugee policy, many asylum seekers and refugees face significant challenges due to limited livelihood opportunities. This exacerbates socio-economic vulnerabilities, increases protection risks, and restricts access to essential services such as food, education, and healthcare. Persistent funding shortages have further complicated matters, prompting a reduction in food assistance rations during phase III of the prioritization exercise. Currently, the most vulnerable beneficiaries receive 60% of the full food ration, moderately vulnerable individuals receive 30%, and the least vulnerable have transitioned off food assistance. New arrivals continue to receive 100% rations for three months and the highest prioritized rations (60%) for an additional three months before transitioning to household prioritized rations.

#### The Result Analysis:

The food security sector assisted over 1.34 million refugees across 13 settlements with in-kind support and Cash Based Transfers (CBT) in the third quarter. Of these, 72% received CBT and 28% received in-kind food. Quality assurance measures were embedded in programme implementation to ensure assistance reached the intended beneficiary households through beneficiary management systems and verification procedures. A total of 7,908 metric tons (MT) of food and USD 11,690,055.73 in CBT were distributed. Results from the Q3 post distribution monitoring survey indicate that 8 in 10 households are still facing severe or moderate food insecurity. The proportion of households with insufficient food consumption increased to 84% from 76% in Wave 3, and the proportion of households with inadequate Food Consumption Score increased from 60% in Q2 to 70% in Q3. Furthermore, the proportion of households using crisis and emergency livelihood based coping strategies (LCSI) increased from 25% in Q2 to 34% in Q3. Emerging evidence from PDM suggests that this could be attributed to the poor and erratic rains, delayed and below-average harvests which reduced agricultural productivity, consequently impacting food availability. The below-normal household food stock levels could have been depleted earlier than normal, driving households to ration food stocks and limit non-essential purchases to meet their food and non-food needs. The nutrition indicators remained within Sphere standards of 93.5 % recovery rate under the Targeted Supplementary Feeding Programme

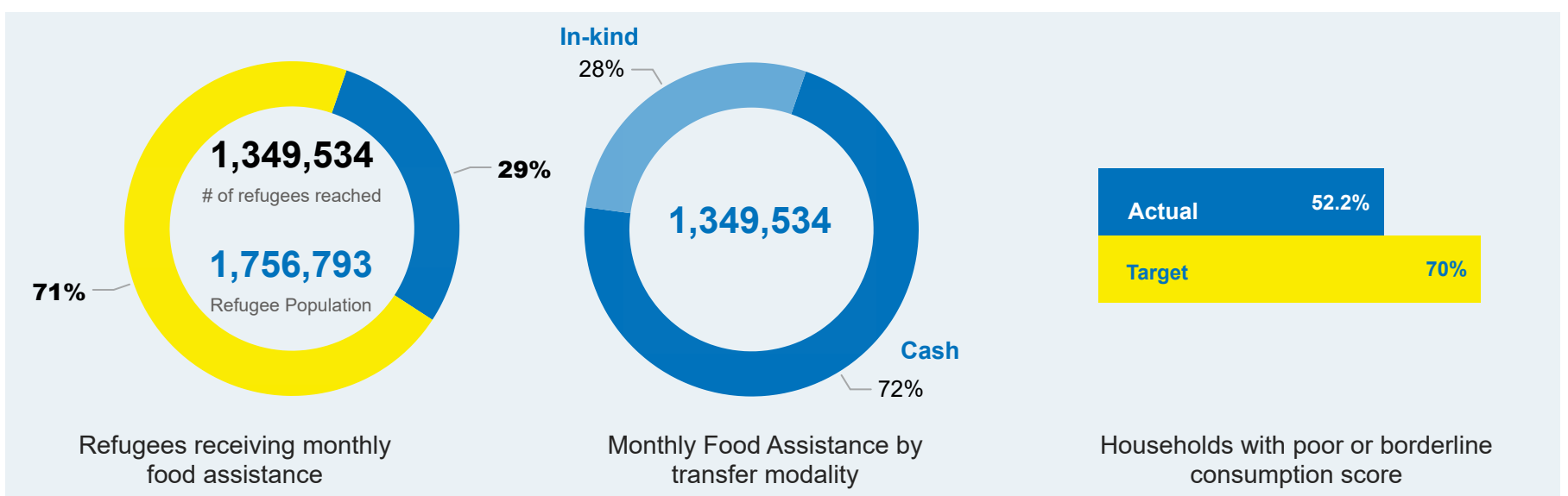
#### The Key Challenges/Opportunities:

In response to dwindling resources, the food security sector is intensifying efforts to build resilience among refugees to ensure they can meet their food consumption needs. through creating opportunities for refugees and host community members to progressively sustain themselves through income generating activities that ultimately contribute to achieving greater self-reliance. One approach is through the self-reliance model, a market-oriented, pathway-based strategy designed to enable refugees to transition from humanitarian assistance to self-sufficiency. This initiative targets 100,000 households (70 percent refugees and 30 percent nationals) over a three-year period, starting with a first cohort of 52,000 households enrolled in BidiBidi, Lobule, Rhino, Oruchinga and Nakivale. Another initiative involves scaling up the use of digital mechanisms, such as agency banking and mobile money, to maximize existing resources while prioritising those that are most in need. Currently, 55.4% of the cash beneficiaries receive assistance through either mobile money or agency banking through four financial service providers.

#### The Sector Priorities:

Promote livelihoods and their diversification, promote digital financial inclusion while ensuring mindset change to improve social norms and empower local community structures for better food security outcomes. The food security sector will continue to advocate for additional funds to increase the proportion of refugees in category one and to be able to adjust upward the rations for highly vulnerable refugee households from 60% to 70% and for moderately vulnerable households from 30% to 50%. In addition, the additional funds if made available will enable the 'grace period' for newly settled refugees receiving 100% ration from the current 3 months to 6 months before they are transitioned to the prioritised rations.

### Key Indicators





# Food Security Dashboard

## Uganda Refugee Response Plan (RRP) 2024 - 2025

Quarter 3  
July - September

Quarter ▼  
Multiple s... ▼

### Key Indicators

#### Outcome: Refugees and asylum seekers have improved access to adequate nutritious food

Indicator	Actual	Target/Standard ('24)	Actual <span style="color: blue;">■</span>	Gap <span style="color: yellow;">■</span>
<b>Refugees receiving in-kind food assistance</b>				
- Congolese Refugees	9,045	206,176	<div style="width: 96%;"><span style="color: blue;">96%</span></div>	
- South Sudanese Refugees	361,557	386,484	<div style="width: 94%;"><span style="color: blue;">94%</span></div>	<div style="width: 6%;"><span style="color: yellow;">6%</span></div>
- Other refugees	9,300	55,447	<div style="width: 17%;"><span style="color: blue;">17%</span></div>	<div style="width: 83%;"><span style="color: yellow;">83%</span></div>

#### Refugees receiving food assistance through cash transfers

- Congolese Refugees	381,859	309,261	<div style="width: 123%;"><span style="color: blue;">123%</span></div>
- South Sudanese Refugees	421,131	579,727	<div style="width: 64%;"><span style="color: blue;">64%</span></div> <div style="width: 36%;"><span style="color: yellow;">36%</span></div>
- Other refugees	166,642	83,171	<div style="width: 200%;"><span style="color: blue;">200%</span></div>

#### Outcome: Refugees and asylum seekers have improved access to adequate nutritious food

#### Proportion of HHs with insufficient food consumption (SUM poor and borderline food Consumption Score)

- Congolese Refugees	55	35	<div style="width: &gt;100%;"><span style="color: blue;">&gt;100%</span></div>
- South Sudanese Refugees	56	35	<div style="width: &gt;100%;"><span style="color: blue;">&gt;100%</span></div>
- Other refugees	35	35	<div style="width: 100%;"><span style="color: blue;">100%</span></div>

#### Outcome: Reduced Prevalence of Acute and Chronic Malnutrition among Refugees and Asylum Seekers in Uganda

#### Moderate Acute Malnutrition Treatment Recovery Rate

- Congolese Refugees	95	85	<div style="width: &gt;100%;"><span style="color: blue;">&gt;100%</span></div>
- South Sudanese Refugees	93	85	<div style="width: &gt;100%;"><span style="color: blue;">&gt;100%</span></div>
- Other refugees	96	85	<div style="width: &gt;100%;"><span style="color: blue;">&gt;100%</span></div>

### Funding



## 142M

Total Requirement



Received 108%

Gap 0%



# Food Security Dashboard

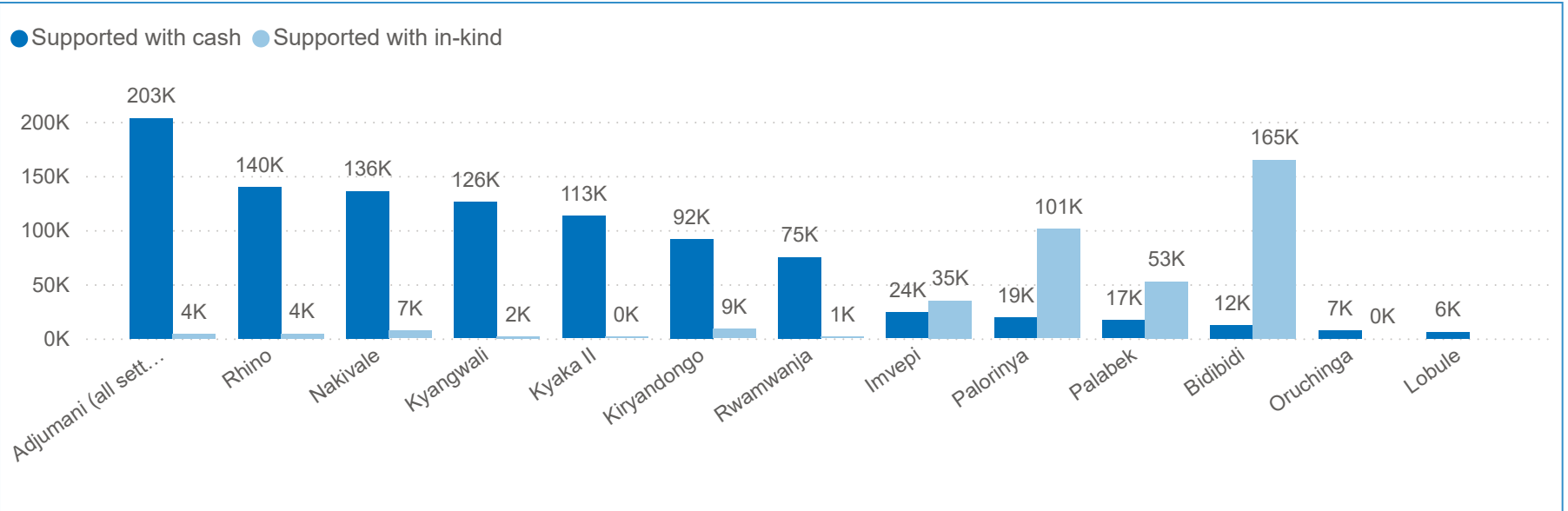
## Uganda Refugee Response Plan (RRP) 2024 - 2025

Quarter 3  
July - September

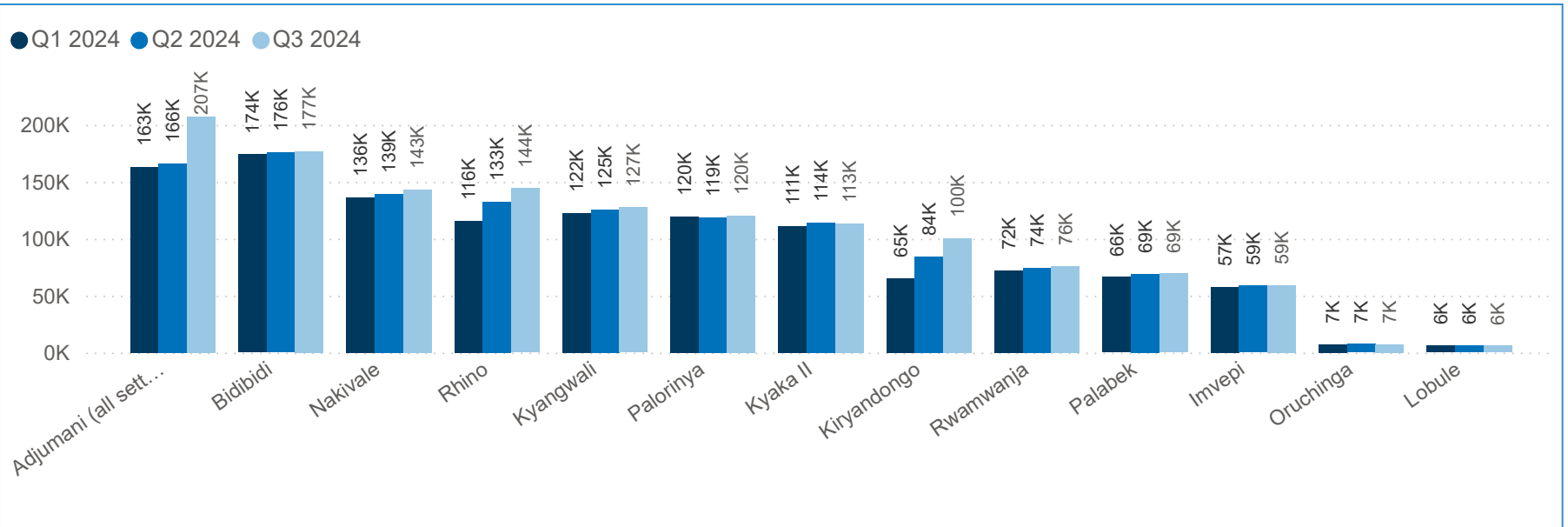
Quarter  
Multiple s...

### Key Indicator comparison by settlement

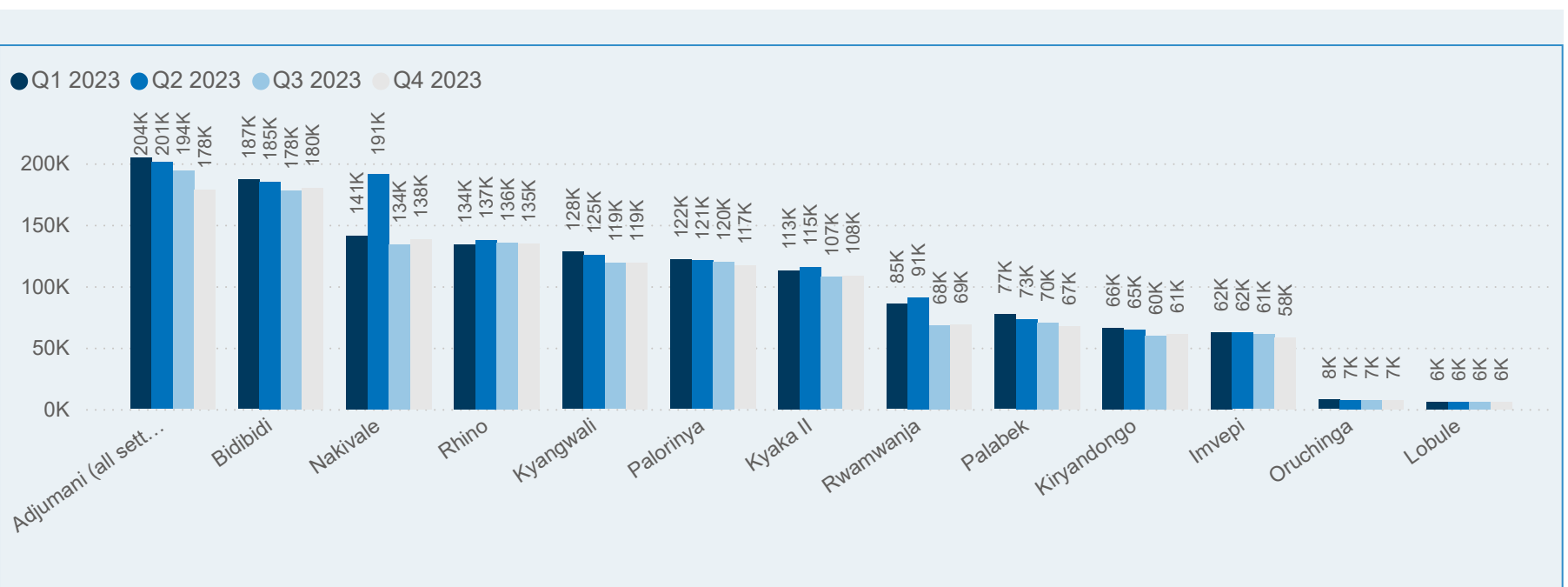
Refugees receiving food assistance | In-kind vs Cash transfers | Data as of Q3 2024



Refugees receiving food assistance | Total individuals supported | Q1, Q2 & Q3 2024 Trends



Refugees receiving food assistance | Total individuals supported | Q1, Q2, Q3 & Q4 2023 Trends



### Partner Reporting

Partner	Partner	Partner	Partner
ACF	CESVI	KRC	Post Bank
AFI	Equity Bank	LWF	WVU
AFOD	FHA	MTI	
Airtel	HFU		

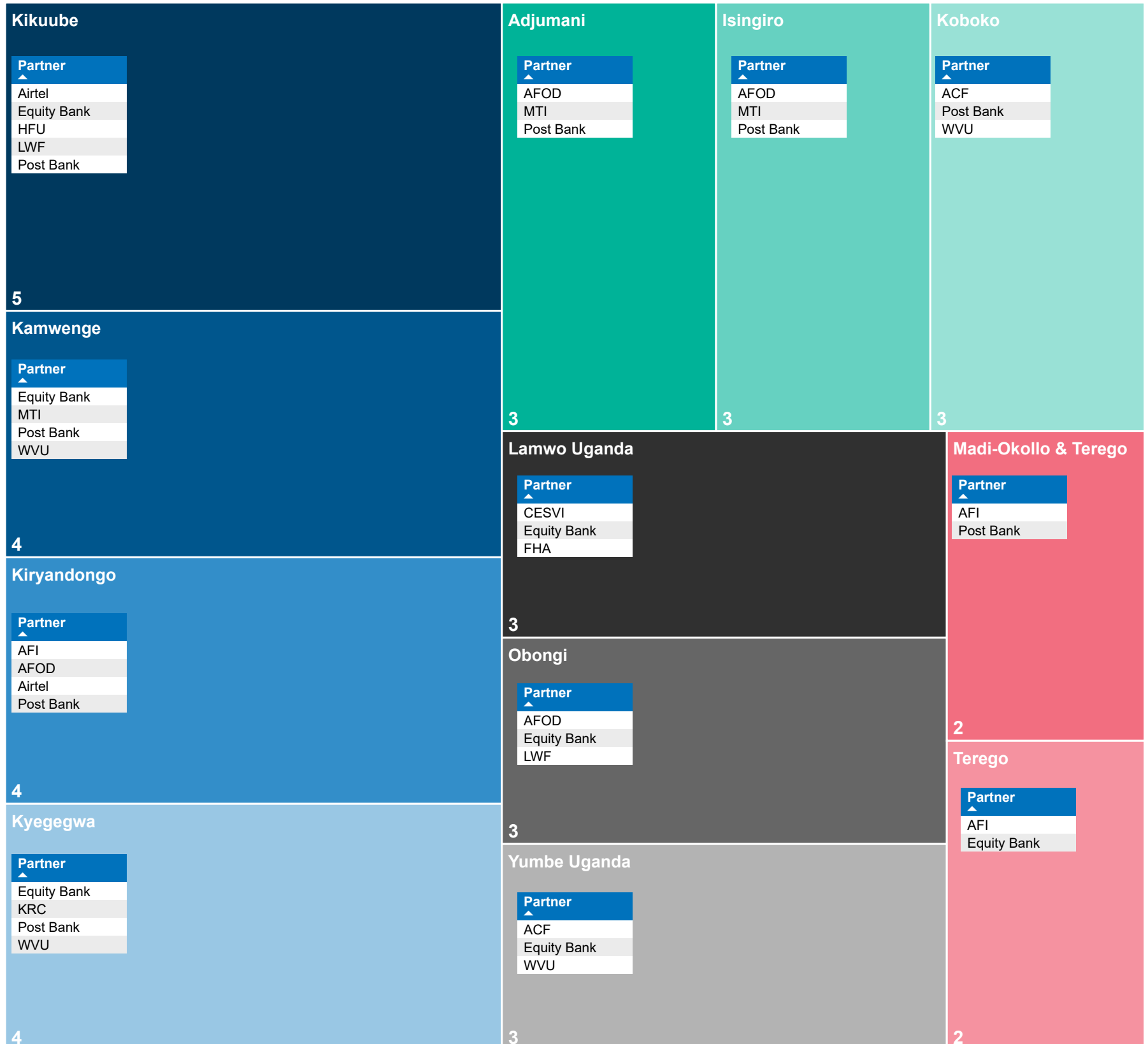


**13**  
**Partners**

**9**  
**INGOs**

**5**  
**NNGOs**

### Partner Presence by District





# Food Security Dashboard

Uganda Refugee Response Plan (RRP) 2024 - 2025

Quarter 3  
July - September

Quarter  
Multiple s...

## Operational Presence

District	Settlement	Partner Type	Partner
All	All	All	All

## Partners by District and Settlement

District	Settlement	Partner Type	Partner
Adjumani	Adjumani	INGO	AFOD
Adjumani	Adjumani	INGO	MTI
Isingiro	Nakivale	INGO	Equity Bank
Isingiro	Nakivale	INGO	MTI
Isingiro	Oruchinga	INGO	Equity Bank
Isingiro	Oruchinga	INGO	MTI
Kamwenge	Rwamwanja	INGO	Equity Bank
Kamwenge	Rwamwanja	INGO	MTI
Kamwenge	Rwamwanja	INGO	WVU
Kikuube	Kyangwali	INGO	Airtel
Kikuube	Kyangwali	INGO	Equity Bank
Kikuube	Kyangwali	INGO	LWF
Kiryandongo	Kiryandongo	INGO	Airtel
Koboko	Lobule	INGO	ACF
Koboko	Lobule	INGO	WVU
Kyegegwa	Kyaka II, Uganda	INGO	Equity Bank
Kyegegwa	Kyaka II, Uganda	INGO	WVU

## No of Partners by District

