

8,646,204

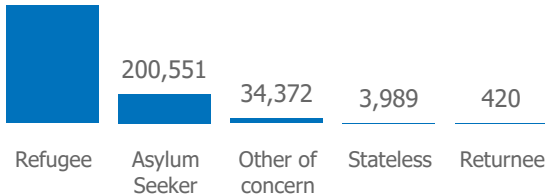
FORCIBLY DISPLACED PEOPLE & RETURNEES (1)

As a result of persecution, conflict, violence, human rights violations, or events seriously disturbing public order.

1,054,328

Refugees, asylum-seekers, other of concern, stateless & returnees (12% of the overall forcibly displaced people and returnees population)

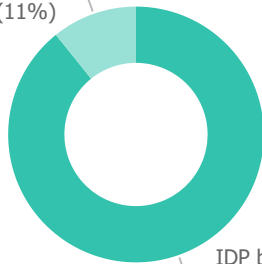
814,996



7,591,876

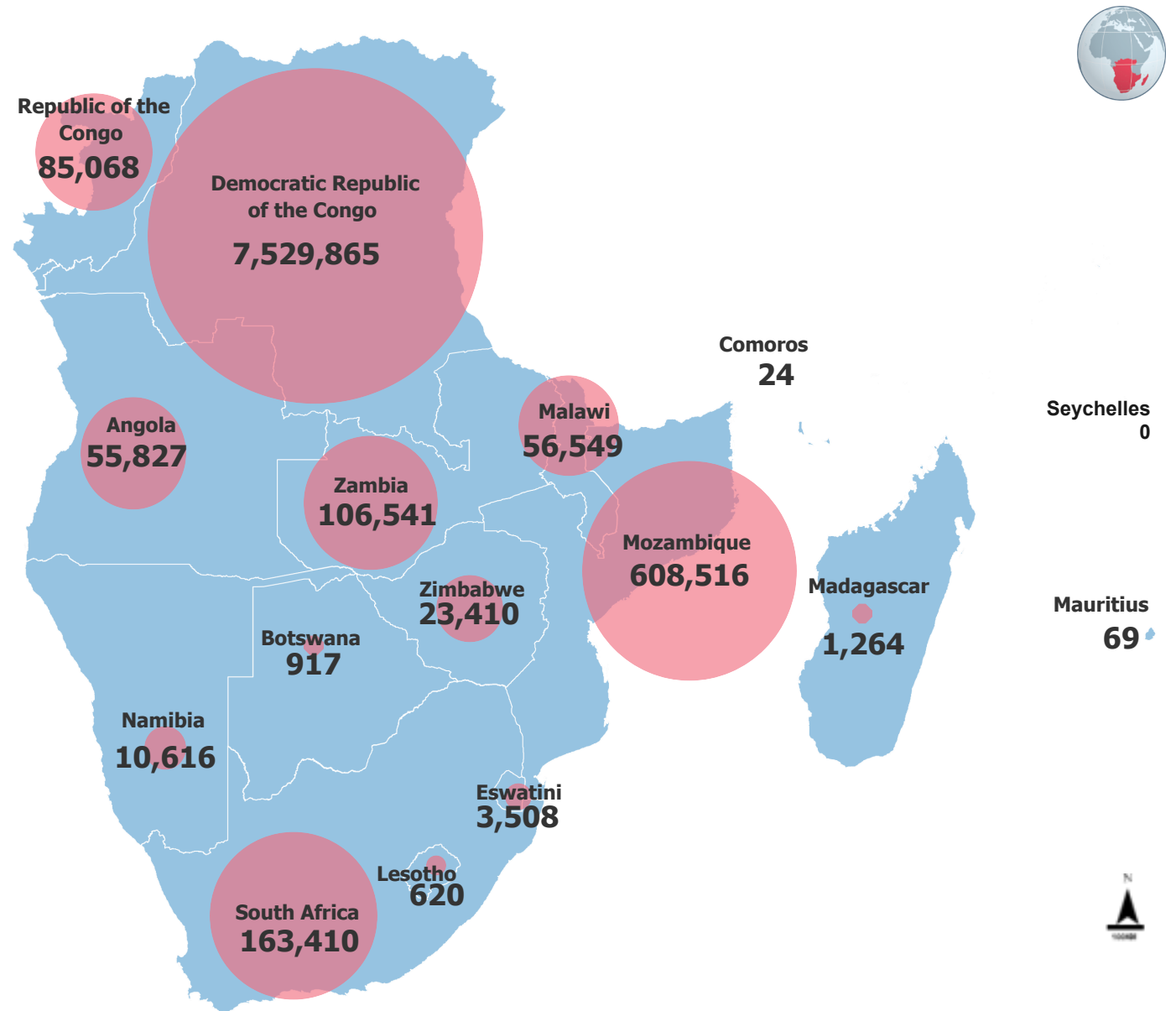
Conflict-induced Internally displaced person (IDPs) and returned IDPs (88% of the overall forcibly displaced people and returnees population)

Returned IDP
818,605 (11%)



IDP by Conflict
6,773,271 (89%)

(1) In addition, there are 1,088,182 people displaced internally in the context of disasters and climate change. The displacement occurred in the following countries: Malawi (659,278), The Democratic Republic of the Congo (248,036), Mozambique (139,333) and Zimbabwe (41,535).



The boundaries and names shown and the designations used on this map do not imply official endorsement or acceptance by the United Nations

Summary population table

Country of Asylum	Refugee	Asylum-Seeker	Other of Concern	IDP by Conflict	Returned IDP	Refugee Returnee	Statelessness	Host Community	Total
Democratic Republic of the Congo	519,239	965		6,195,726	813,515	420			7,529,865
Other	373,444	743		5,092,588	813,515	420			6,280,710
IDP Camp				1,103,138					1,103,138
Lusenda	26,085								26,085
Meri	25,887	80							25,967
Inke	18,804	3							18,807
Mulongwe	14,759	3							14,762
Mole	11,031								11,031
Bili	10,724								10,724
Boyabu	9,152								9,152
Nzakara	8,736								8,736
Biringi	6,687	5							6,692
Wenze	5,627								5,627
Sidi	4,171								4,171
Bele	3,502	131							3,633
Mboti	630								630
Mozambique	5,368	18,702	1,811	577,545	5,090				608,516
Other	2,669	14,246	932	577,545	5,090				600,482
Maratane Camp	2,699	4,456	879						8,034
South Africa	68,994	94,416							163,410
Unknown	68,994	94,416							163,410
Zambia	79,244	9,490	17,807						106,541
Meheba	32,582	895	9,791						43,268
Other	18,987	7,696	760						27,443
Mayukwayukwa	19,361	116	7,256						26,733
Mantapala	8,314	783							9,097
Congo	63,974	7,718	13,376						85,068
Other	51,866	6,827	13,114						71,807
Site du 15 Avril	6,161	891	214						7,266
Site de Bouemba	5,947		48						5,995
Malawi	35,589	20,956	4						56,549
Dzaleka	34,150	19,091	4						53,245
Other	1,439	1,865	0						3,304
Angola	25,346	30,279	202						55,827
Unknown	17,357	30,023	141						47,521
Lovua Settlement	6,300								6,300
Other	1,689	256	61						2,006
Zimbabwe	9,295	13,120	995						23,410
Tongogara	8,527	6,527	904						15,958
Other	586	6,571	59						7,216
Unknown	182	22	32						236
Namibia	5,288	1,281	58				3,989		10,616
Osire	4,787	1,193	18						5,998
Other	501	88	40				3,989		4,618
Eswatini	1,300	2,193	15						3,508
Other	1,300	2,193	15						3,508
Madagascar	89	1,155	20						1,264
Other	89	1,155	20						1,264
Botswana	830	10	77						917
Dukwe	696	9	44						749
Other	134	1	33						168
Lesotho	420	193	7						620
Other	420	193	7						620
Mauritius	12	57							69
Other	12	57							69
Comoros	8	16							24
Other	8	16							24
Seychelles								0	0
Other								0	0
Total	814,996	200,551	34,372	6,773,271	818,605	420	3,989	0	8,646,204
2024 Planning Figures	805,200	209,893	30,784	8,571,008	2,300,000	16,025	182,393	300,000	12,415,303
Progression (Pop-PF)	101%	96%	112%	79%	36%	3%	0%	0%	70%

Notes: The figures are subject to change; *IDPs by disaster are not included; **'Other' in the location refers to any known location other than camp or settlement sites, covering both urban and rural areas; ***self-settled refers to the individuals without available information such as their names and locations, and their locations are categorized to be 'unknown'; those by location in Congo, Democratic Republic of the Congo and Zimbabwe could be different from the numbers operation report due to inconsistency in proGres.