



Regional Refugee Response  
for the Ukraine Situation

2025-2026



**UKRAINE SITUATION**

# **REGIONAL REFUGEE RESPONSE PLAN**

January 2025 - December 2026

The designations employed and the presentation of material on this report do not imply the expression of any opinion whatsoever on the part of the United Nations concerning the legal status of any country, territory, city or area or of its authorities, or concerning the delimitation of its frontiers or boundaries.

Cover photo: Poland 2024 © UNHCR/Anna Liminowicz

Geneva, Switzerland, January 2025

© UNHCR 2024. All rights reserved.

# Contents

## **A WORD FROM THE REGIONAL REFUGEE COORDINATOR..... 5**

## **REGIONAL OVERVIEW..... 11**

Part 1: Regional Risks and Needs ..... 12

Part 2: Regional Strategic Objectives and Priorities..... 15

## **BULGARIA..... 29**

Part 1: Current Situation..... 31

Part 2: Country Response and Solutions Strategy ..... 32

Part 3: Inter-Agency Financial Requirements ..... 41

## **CZECH REPUBLIC ..... 45**

Part 1: Current Situation..... 47

Part 2: Country Response and Solutions Strategy ..... 49

Part 3: Inter-Agency Financial Requirements ..... 58

## **ESTONIA..... 62**

Part 1: Current Situation..... 64

Part 2: Country Response and Solutions Strategy ..... 65

Part 3: Inter-Agency Financial Requirements ..... 70

## **HUNGARY..... 73**

Part 1: Current Situation..... 75

Part 2: Country Response and Solutions Strategy ..... 77

Part 3: Inter-Agency Financial Requirements ..... 86

## **LATVIA..... 91**

Part 1: Current Situation..... 93

Part 2: Country Response and Solutions Strategy ..... 94

## Part 3: Inter-Agency Financial Requirements ..... 98

## **LITHUANIA ..... 101**

Part 1: Current Situation..... 103

Part 2: Country Response and Solutions Strategy ..... 104

Part 3: Inter-Agency Financial Requirements ..... 109

## **MOLDOVA ..... 113**

Part 1: Current Situation..... 115

Part 2: Country Response and Solutions Strategy ..... 119

Part 3: Inter-Agency Financial Requirements ..... 130

## **POLAND..... 138**

Part 1: Current Situation..... 140

Part 2: Country Response and Solutions Strategy ..... 142

Part 3: Inter-Agency Financial Requirements ..... 154

## **ROMANIA..... 162**

Part 1: Current Situation..... 164

Part 2: Country Response and Solutions Strategy ..... 166

Part 3: Inter-Agency Financial Requirements ..... 177

## **SLOVAKIA ..... 182**

Part 1: Current Situation..... 184

Part 2: Country Response and Solutions Strategy ..... 186

Part 3: Inter-Agency Financial Inter-Agency Financial ..... 195

## **ANNEX 1 – RRP BUDGET SUMMARY BY PARTNER ..... 199**

# A WORD FROM THE REGIONAL REFUGEE COORDINATOR



**Philippe Leclerc**

Regional Refugee Coordinator for the Ukraine Situation  
UNHCR, Regional Director for Europe

The war in Ukraine, now entering its fourth year, has triggered the largest displacement crisis in Europe since World War II, prompting a regional refugee response of unprecedented scale. Since the Russian Federation's full-scale invasion in February 2022, over 6.8 million refugees from Ukraine have been recorded globally, with the overwhelming majority—92 percent—seeking safety in Europe. This crisis has mobilized an extraordinary collective effort, as host governments, local authorities, national and local civil society, and international partners have worked together to address the urgent needs of those fleeing the conflict.

This current Regional Refugee Response Plan (RRP) has been developed in an increasingly complex and fluid context and the situation on the ground has the potential to radically change during next two years. Partners will remain adaptive and responsive to these changes and this Plan will be revised accordingly as needed. It should be read alongside the Humanitarian Needs and Response Plan, which outlines the humanitarian interventions within Ukraine itself.

As the regional response enters a new phase in 2025-2026, it reflects a shift toward a more sustainable, long-term approach. Host governments, which have led the response since the beginning, are increasingly including refugees into their national systems, and the RRP offers targeted support to strengthen these efforts. This iteration of the RRP prioritizes ensuring that refugees have effective access to legal status and rights, fostering socio-economic inclusion, addressing the specific vulnerabilities of certain groups, promoting social cohesion between refugees and host communities and ensuring government ownership and localization of the response.

The application of the Temporary Protection Directive (TPD), which continues in the European Union until at least March 2026, has provided a critical framework for refugee protection. However, as this deadline approaches, discussions are underway to determine what comes next. The 2025-2026 RRP focuses on supporting governments as they prepare for these deliberations, advocating for a coordinated approach that ensures continued legal certainty and access to protection for refugees from Ukraine for as long as is necessary.

Whilst some refugees have decided to go back to Ukraine, UNHCR intentions monitoring indicates that the ongoing international armed conflict remains the most significant barrier to return. It is

important to continue supporting individuals to reach well informed and truly independent decisions until conditions permit larger scale safe, dignified and sustainable returns. Providing access to comprehensive, real-time information on access to legal status and assistance, both in host countries and inside Ukraine, will remain a key part of supporting individual, voluntary decisions on whether to remain or to return. This includes through the [Ukraine is Home](#) digital platform. Refugees should continue to be reassured that they can engage in short term visits to Ukraine to visit family, check on property and maintain important connections to the wider community and to their culture – all of which have been shown to positively influence longer term decisions to return. The situation of the most vulnerable refugees requires specific attention and support to mitigate against the risk of premature return due to challenges supporting themselves in host countries.

In this context, the RRP partners are committed to ensuring that refugees can access legal status and rights without disruption, particularly those from vulnerable groups who may face additional barriers. Efforts are also directed at enhancing refugees' inclusion in national systems, such as employment, social protection, healthcare, and education. By providing practical support, including job-matching and skills development, the RRP seeks to increase self-reliance among refugees, helping them become more independent while contributing to their host communities.

Targeted assistance remains crucial for the most vulnerable refugees, ensuring that those with specific needs are not left behind as the response evolves. This plan also recognizes the importance of addressing social cohesion, as host communities continue to show remarkable solidarity despite increasing economic pressures and housing shortages. By fostering mutual understanding, the RRP aims to further strengthen the strong relationships that have developed between refugees and their host communities.

The 2025-2026 RRP is closely aligned with national strategies and is underpinned by the principles of partnership, equality, and transparency. It supports the leadership of host governments while emphasizing the importance of localizing the response. National and local civil society organizations, as well as refugee-led groups, play a central role in this plan, ensuring that the response is tailored to the specific needs of communities. As the refugee situation becomes more protracted, the focus is on sustainable, long-term responses that empower refugees to rebuild their lives with dignity while making meaningful contributions to the societies that have welcomed them.

# > At a Glance

## Regional Planned Response (January 2025 - December 2026)



**2.1 M**

refugee population planned  
for assistance



**42K**

host-community members  
planned for assistance



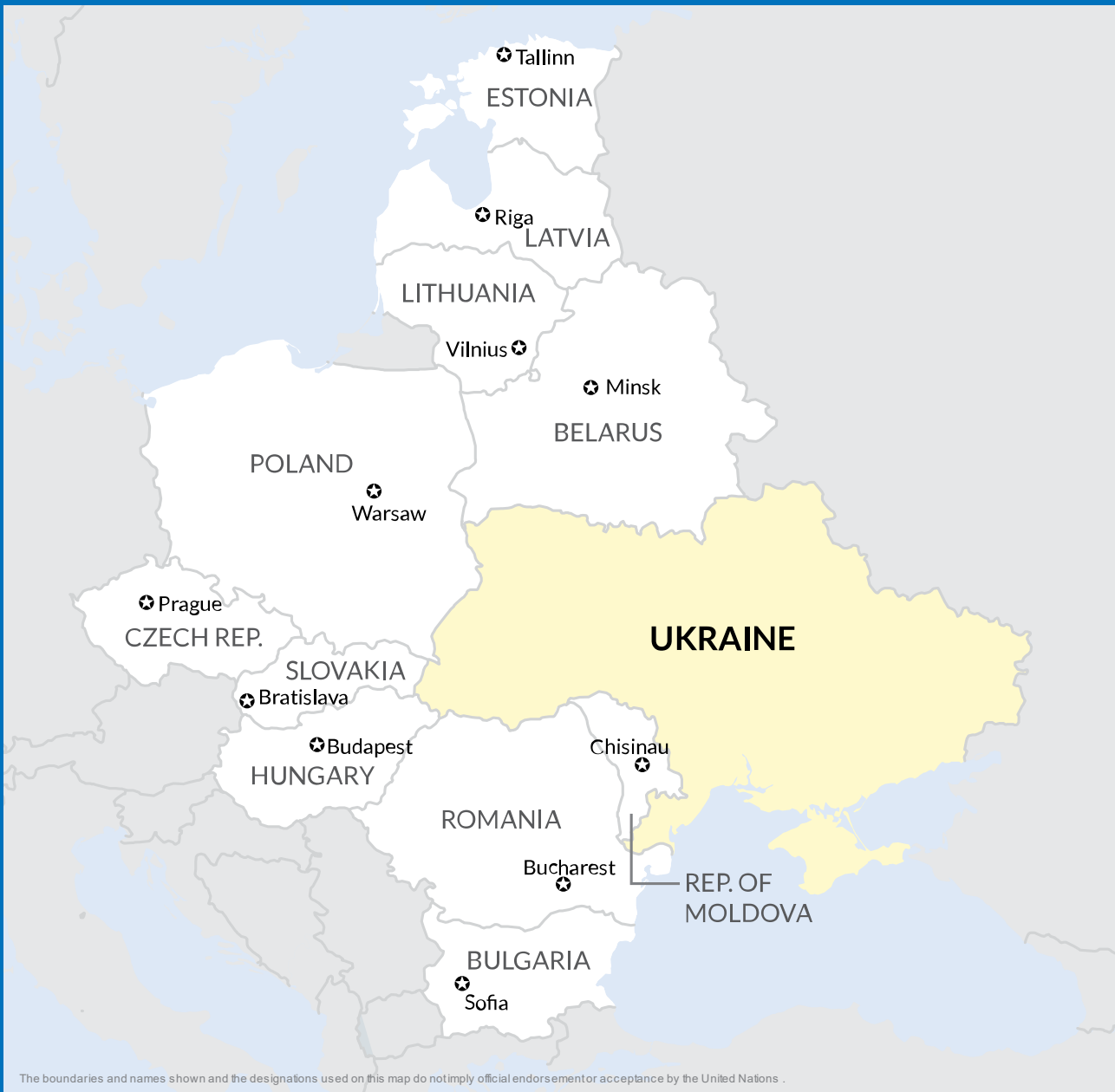
**1.2B**

total financial requirements  
in USD



**266**

RRP partners




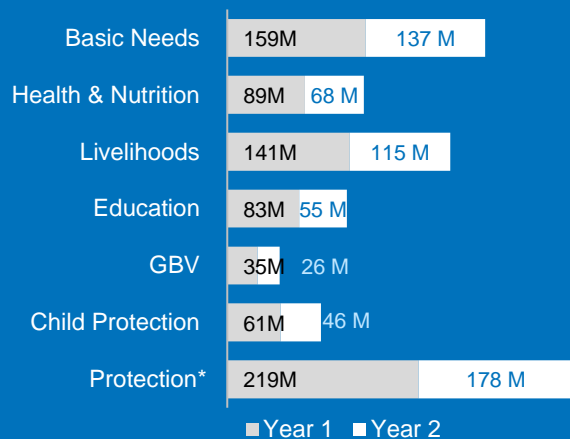
# > Regional Financial Requirements

## By country

| COUNTRY               | FINANCIAL REQUIREMENTS IN USD |                    |                      | PARTNERS INVOLVED <sup>1</sup> |
|-----------------------|-------------------------------|--------------------|----------------------|--------------------------------|
|                       | YEAR 1                        | YEAR 2             | TOTAL                |                                |
| Bulgaria              | 29,882,002                    | 26,754,345         | 56,636,348           | 19                             |
| Czech Republic        | 41,124,167                    | 0                  | 41,124,167           | 27                             |
| Estonia               | 6,430,956                     | 5,286,610          | 11,717,566           | 9                              |
| Hungary               | 21,786,739                    | 19,432,320         | 41,219,059           | 29                             |
| Latvia                | 5,830,962                     | 5,211,036          | 11,041,998           | 8                              |
| Lithuania             | 10,867,561                    | 9,768,000          | 20,635,561           | 12                             |
| Moldova               | 205,507,394                   | 159,181,075        | 364,688,469          | 62                             |
| Poland                | 206,518,172                   | 185,510,835        | 392,029,006          | 77                             |
| Romania               | 82,793,004                    | 72,636,803         | 155,429,806          | 42                             |
| Slovakia              | 42,484,542                    | 36,911,080         | 79,395,621           | 19                             |
| Regional <sup>2</sup> | 37,087,558                    | 31,554,378         | 68,641,936           | 7                              |
| <b>Total</b>          | <b>690,313,061</b>            | <b>552,246,484</b> | <b>1,242,559,545</b> |                                |

## BY SECTOR

## CASH ASSISTANCE REQUIREMENTS<sup>3</sup>



**US\$ 203M**

**YEAR 1**      **YEAR 2**  
**US\$ 108M**      **US\$ 95M**

\* Includes Child Protection and Gender-Based Violence

<sup>1</sup> International organizations active in more than one country are reflected in each, the number of partners involved is accurate at country level and cannot be cumulated to arrive at the regional number.

<sup>2</sup> The regional support budget also includes the financial requirements for Belarus.

<sup>3</sup> Cash assistance is pursued and reflected as a key modality of assistance and protection in line with UNHCR's CBI Policy 2022-2026. Cash assistance is the modality of choice for forcibly displaced people and is used as a cross-cutting modality across the various sectors, including protection. Unrestricted/multipurpose cash grants for basic needs are budgeted under the basic needs sector.



## By partner type<sup>4</sup>

| PARTNER            | NUMBER OF PARTNERS <sup>5</sup> | FINANCIAL REQUIREMENTS IN USD |                    |
|--------------------|---------------------------------|-------------------------------|--------------------|
|                    |                                 | YEAR 1                        | YEAR 2             |
| Academia           | 2                               | 456,250                       | 456,250            |
| IFRC and Red Cross | 4                               | 7,640,659                     | 8,047,836          |
| International NGOs | 35                              | 63,572,268                    | 40,862,871         |
| National NGOs      | 216                             | 113,352,427                   | 96,085,938         |
| UN Agencies        | 9                               | 505,291,456                   | 406,793,587        |
| <b>TOTAL</b>       |                                 | <b>690,313,061</b>            | <b>552,246,484</b> |

<sup>4</sup> This list only includes appealing organizations under the RRP, many of which collaborate with implementing partners to carry out RRP activities. See 'Budget Summary by Partner' for partner breakdown per type.

<sup>5</sup> One organization can be classified in multiple sub-categories (women-led, refugee-led, faith-based, etc.), the individual sub-categories can therefore not be added to arrive at the total.

# > Population Planning Figures

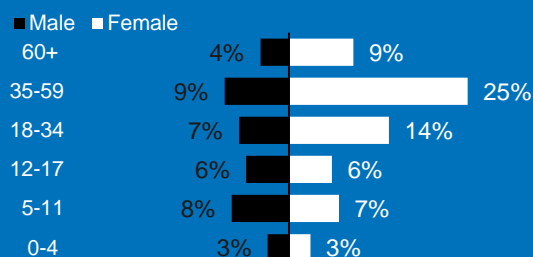
## Refugee population

| COUNTRY        | CURRENT POPULATION AS OF DECEMBER 2024 | POPULATION PLANNED FOR ASSISTANCE |                  |
|----------------|--|-----------------------------------|------------------|
|                |  | YEAR 1                            | YEAR 2           |
| Belarus        | 45,390                                 | 40,000                            | 40,000           |
| Bulgaria       | 75,260                                 | 82,000                            | 82,000           |
| Czech Republic | 389,363                                | 400,000                           |                  |
| Estonia        | 37,413                                 | 37,000                            | 37,000           |
| Hungary        | 61,469                                 | 80,000                            | 80,000           |
| Latvia         | 47,656                                 | 48,000                            | 54,000           |
| Lithuania      | 47,848                                 | 55,000                            | 60,000           |
| Moldova        | 135,861                                | 100,500                           | 90,000           |
| Poland         | 989,540                                | 970,000                           | 921,500          |
| Romania        | 177,716                                | 148,000                           | 162,000          |
| Slovakia       | 131,675                                | 160,000                           | 150,000          |
| <b>TOTAL</b>   | <b>2,139,191</b>                       | <b>2,120,500</b>                  | <b>1,676,500</b> |


## Host community population

|         | HOST POPULATION PLANNED FOR ASSISTANCE |        |
|---------|--|--------|
|         | YEAR 1                                 | YEAR 2 |
| Moldova | 41,500                                 | 41,500 |

## Age and gender breakdown



 **6%<sup>6</sup>**  
People with disabilities

 **63%**  
Women and girls

 **37%**  
Men and boys

<sup>6</sup> While this data is lower than the global estimate of 16 per cent of people with disabilities in the general population, which may reflect under-reporting or under-identification, it is based on multi-sector needs analyses conducted across the RRP countries, which used the Washington Group questionnaire. This applies to all country chapters.

# REGIONAL OVERVIEW

The war in Ukraine, following the Russian Federation's full-scale invasion in February 2022, has triggered the fastest-growing and largest displacement crisis in Europe since World War II. In the years following the invasion, millions of people were forced to flee to neighbouring countries and beyond, prompting a vast mobilization of resources and support. National and municipal authorities, civil society organizations, local volunteers and refugees themselves continue to play critical roles in responding to the urgent needs of those displaced by the conflict, ensuring protection and providing essential services.

As the refugee response moves into 2025 and 2026, it faces the challenge of addressing a complex and evolving situation. With millions of refugees in host countries still in need of protection, the plan focuses on ensuring continued access to legal status and rights for as long as necessary. The Regional Refugee Response Plan (RRP) highlights the deepening ownership of the response by host governments and their increased investments in the socio-economic inclusion of refugees. Host countries and humanitarian actors have shifted from immediate emergency aid to long-term strategies that focus on including refugees into national systems.

The 2025-2026 RRP builds on previous iterations by providing targeted, practical support to host countries. It emphasizes strengthening the legal and institutional frameworks that allow refugees to gain access to legal residency, while also focusing on those in vulnerable situations. It aims to ensure groups such as older people, children, people with disabilities and survivors of gender-based violence are receiving specialized assistance to address their needs, and that they are not left behind as the response shifts towards sustainability.

In line with national priorities, the RRP also focuses on enhancing the self-reliance of refugees through socio-economic inclusion. Investments in job-matching, vocational training and language acquisition are central to these efforts, helping refugees transition into the labour market and supporting their economic independence. Social cohesion remains another key focus, as refugees and host communities continue to live side by side. This is particularly essential in areas where resources are strained and the economic impacts of the conflict are being felt the most.

Like refugees across the world, refugees from Ukraine closely follow developments at home and put emphasis on maintaining their cultural links. Providing access to comprehensive, real-time information on access to legal status and assistance, both in host countries and inside Ukraine, will remain a key part of supporting individual, voluntary decisions on whether to remain or to return. The Ukraine is Home digital platform<sup>7</sup> is central to this work. In the event that conditions in Ukraine shift to allow larger numbers of refugees to return in safety and dignity, partners will adapt and

---

<sup>7</sup> <https://ukraineishome.org/>

refocus activities to support those who voluntarily choose to return home. This includes linking up to support in Ukraine, as well as ensuring returnees to Ukraine can promptly access international protection again, where needed.

Advocacy will continue for refugees to be able to engage in short visits to Ukraine in order to maintain links with family, community and check on property without prematurely losing access to legal status and rights in host countries. The ability to maintain links with one's home country has been shown to positively influence longer term decisions to return home once conditions permit.

The response in 2025-2026 remains closely aligned with the strategies of host governments, who continue to lead the effort, with the RRP complementing their work through international coordination and support. As refugees become more included into national systems, the response is also increasingly localized. Civil society organizations, including refugee-led groups, are playing a more prominent role, ensuring that assistance is tailored to the needs of refugees and host communities.

## Part 1: Regional Risks and Needs

UNHCR's ongoing assessments across the region, drawing on the findings of the Socio-Economic Insight Survey (SEIS),<sup>8</sup> highlight a deepening set of risks and needs faced by refugees from Ukraine as the crisis extends into 2025-2026. Protection monitoring<sup>9</sup> reveals continued and emerging challenges, particularly as vulnerabilities increase over time.

Family separation remains a key issue,<sup>10</sup> causing psychological distress and exacerbating risks such as GBV and human trafficking. Children, particularly unaccompanied or separated, older people and individuals with disabilities are among the most vulnerable. With family units fragmented, refugees continue to face isolation and heightened risk of exploitation. Women and children make up the majority of the refugee population, with 63 per cent being women and girls, 33 per cent being children and 20 per cent being males above the age of 18. This demographic profile raises specific protection concerns, particularly around GBV, trafficking,<sup>11</sup> and exploitation, which are further aggravated by gaps in access to national systems, dwindling assistance, and inadequate housing and employment opportunities.

GBV remains one of the most pervasive and structurally embedded human rights violations and continues to disproportionately affect refugee populations.<sup>12</sup> While efforts to combat GBV have grown, significant challenges persist, especially linked to intimate partner violence. A lack of comprehensive data and chronic underreporting remain critical barriers to understanding the full

---

<sup>8</sup> See the products of the Socio-Economic Insights Survey (SEIS), available on the Data Portal and the [MicroData Library](#).

<sup>9</sup> [Displacement patterns, protection risks and needs of refugees from Ukraine - Regional Protection Analysis #4](#)

<sup>10</sup> [Staying safe: inter-agency insights on protection and accountability for refugees from Ukraine](#)

<sup>11</sup> [Vulnerability to trafficking in persons in the context of the war in Ukraine](#)

<sup>12</sup> [World Bank 2024](#)

scope of the issue. Survivors often face stigma, fear retaliation, or worry about the impact on their legal stay, deterring them from reporting incidents. Moreover, cultural and linguistic barriers prevent many survivors from seeking help, while legal systems in some countries are ill-equipped to handle cases of GBV.

Across the region, households with specific needs, such as those with disabilities or serious medical conditions, disproportionately struggle to access key rights in host countries. These households face persistent challenges in accessing healthcare, social protection and employment, which lead to deeper social and economic marginalization. Notably, the lack of necessary documentation continues to be a critical issue, with 17 per cent of households missing essential papers,<sup>13</sup> thereby hindering access to rights and services. This has contributed to temporary returns to Ukraine, where refugees attempt to retrieve documents, though some face significant challenges upon re-entering host countries, including the loss of legal status or social benefits.

Economic inclusion remains a significant challenge for refugees. Averaging at only 45 per cent,<sup>14</sup> and depending on the country, between 40 and 60 per cent of refugees from Ukraine report being employed, indicating that a substantial proportion remain unemployed or excluded from the labour force entirely. With reference only to active job-seekers, refugee unemployment remains at 14 per cent, compared to 5.1 per cent among host country nationals.<sup>15</sup> Barriers including limited language proficiency, non-recognition of skills and inadequate access to vocational training persist. Refugees are often confined to informal or low-wage work, exposing them to exploitation. The lack of access to upskilling and job-matching services continues to obstruct sustainable employment and economic self-reliance. Targeted interventions, including improved access to labour market information and protections, are needed to prevent exploitation and promote fair working conditions.

Despite great efforts from the host countries to provide access to health services for refugees in line with the TPD, healthcare access remains critical.<sup>16</sup> Constraints remain due to stretched health system capacities and limitations in policy frameworks in several countries. Nearly one in five refugees (17 per cent) report significant barriers to accessing healthcare, with long waiting times, high direct and indirect costs and language barriers preventing timely care.<sup>17</sup> These barriers disproportionately affect people with chronic illnesses and disabilities. Mental health and psychosocial support needs are particularly acute, with 36 per cent of households reporting at least one member of their household experiencing a mental health and psychosocial problem that affects their daily functioning.<sup>18</sup> However, access to services is often insufficient due to barriers such as limited awareness of available resources, cultural and linguistic challenges, lack of perceived need, stigma and logistical constraints (e.g., time, cost, and transportation),

---

<sup>13</sup> [UNHCR Regional Protection Profiling and Monitoring](#).

<sup>14</sup> [Lives on Hold: Intentions and Perspectives of Refugees, Refugee Returnees, and Internally Displaced Persons from Ukraine](#).

<sup>15</sup> [EU labour force survey](#)

<sup>16</sup> Navigating health and well-being challenges for refugees from Ukraine, to be published in January 2025.

<sup>17</sup> Ibid

<sup>18</sup> Ibid

underscoring the importance of tailored interventions to improve accessibility, awareness and confidence in MHPSS services.

In education, the situation remains precarious.<sup>19</sup> At the end of the 2023-2024 school year, significant numbers of school-aged children were not enrolled in formal education, while two-thirds of younger children were not accessing early childhood education.<sup>20</sup> Although significant progress has been made in some countries, relatively low levels of inclusion into national education systems of host countries present significant risks for long-term educational and social outcomes. Without urgent action to address these gaps, many children face the risk of prolonged exclusion from formal education, potentially spanning several school years. The consequences for their future development, qualifications, and career prospects are profound. Continued reliance on informal education solutions and on-line education is unsustainable and risks leaving thousands of children without the skills necessary for future economic inclusion. This is of particular concern for adolescents and young people, who may have been engaged in online learning for more than 4 years, raising concerns about social isolation and the impact on mental health.

Stateless people continue to face challenges to access protection and documentation. The lack of clear processes to identify statelessness at border crossings and during asylum procedures may lead to individuals being misclassified or assigned assumed nationalities, complicating their access to protection, including under the Temporary Protection Directive. The TPD also only applies to a limited subset of stateless individuals, such as those who can document prior international protection or permanent residence in Ukraine. Those without such documentation are excluded in many countries. Stateless people and those of undetermined nationality also encounter barriers in accessing basic rights such as housing, healthcare, and education, particularly due to administrative, practical, and language obstacles. Vulnerable groups, including Roma, face additional discrimination and difficulties. These challenges underscore the urgent need for inclusive policies and better data collection to address the unique vulnerabilities of stateless people fleeing Ukraine.

As the crisis continues into 2025-2026, coordinated efforts are needed to address these multifaceted risks. Refugees' vulnerabilities are compounded by their protracted displacement, and the diminishing resources in host countries heighten the urgency of reinforcing protection systems, healthcare access, education inclusion, and economic support. Only by addressing these core needs can the long-term well-being and stability of refugees from Ukraine be ensured.

---

<sup>19</sup> [Education of refugee children and youth from Ukraine](#)

<sup>20</sup> Ibid.

## Part 2: Regional Strategic Objectives and Priorities

### Regional Strategic Objectives

**SO1: Support host countries to ensure that refugees have continued access to protection, legal status, and rights, with a particular focus on groups in vulnerable situations and including age, gender and diversity considerations.**

The extension of the application of the Temporary Protection Directive (TPD) in the European Union until at least March 2026 provides a crucial framework for the continued protection of Ukrainian refugees. Similarly, Moldova's Temporary Protection regime has been extended until March 2025, with the possibility of further extensions. It is essential to ensure that refugees from Ukraine have continued access to legal certainty and protection beyond these deadlines, should they be unable to return.

A coordinated and harmonized approach across RRP countries is necessary to avoid onward movements or premature returns to Ukraine. To achieve this, partners will support governments through policy discussions and the development of regional approaches to maintain a high standard of refugee protection and rights, as well as providing legal advice and information to support refugees' access to legal status and rights in host countries. Advocacy efforts will focus on ensuring that protection mechanisms are responsive to the specific needs of vulnerable populations, such as stateless people, those with disabilities, older people, and survivors of trauma, who may require additional services. It is crucial that refugees choosing whether to remain in host countries or voluntarily return to Ukraine are supported to reach well-informed and independent decisions. Sharing comprehensive information in this regard will continue, including through the Ukraine is Home digital platform. Surveys show refugees who have been able to engage in short-term visits to Ukraine are more likely to report longer-term intentions to return to the country. Partners will continue to advocate for the ability of refugees from Ukraine to engage in 'go and see visits', checking on property and maintaining links with family and community, without the premature loss of legal status and rights in host countries, thereby supporting future return and reintegration possibilities.

In order to meet the ambition of maintaining robust protection systems, partners will work closely with host governments to assess what has worked well and to consolidate lessons learned throughout the response. This will involve strengthening national structures and systems to make sure they are adaptable to the evolving refugee situation. Comprehensive legal support will be provided, including access to legal advice and guidance for refugees and service providers.

Efforts to enhance communication and coordination between governments, civil society, and other stakeholders will be critical in addressing protection risks, particularly gender-based violence (GBV) and child protection. Partners will advocate for the integration of comprehensive, inclusive GBV services, while supporting existing case management systems, and for access to justice, safe and decent housing, medical care and mental health and psychosocial support for survivors. Legal assistance, case management, and clinical services for survivors of intimate partner violence, will

take place, alongside interventions aimed at preventing GBV and mitigating its major risks, at individual and community level, such as activities aimed at promoting women's empowerment and gender equality, as much as GBV awareness and orientation sessions. RRP partners will strengthen community-based prevention programmes that challenge discriminatory socio-cultural gender norms, as much as harmful practices.

**SO2: Support host countries in their efforts to include refugees in national systems – decent work, social protection, health, education, child protection services – with a particular focus on outreach and inclusion of vulnerable groups and including, age gender and disability considerations.**

Significant efforts have been made to ensure that refugees fleeing the war in Ukraine can access basic services such as accommodation, healthcare, education, social protection, and employment. However, refugee households continue to experience high levels of economic vulnerability. According to data from the 2024 Socio-Economic Insight Survey (SEIS), over half of refugee households live with disposable incomes below 50 per cent of the host population's median. Refugee unemployment remains at 14 per cent, compared to 5.1 per cent among host country nationals<sup>21</sup>, and this economic vulnerability heightens the risks of exploitation, including accepting unregulated employment or substandard housing. Local language skills are a key factor for access to employment. Refugees who do not understand the local language are almost twice as likely to be out of the labour force as those with advanced language skills (54 vs. 28 per cent). For those unemployed, the difference is even higher, i.e. 28 per cent of those unemployed do not understand the local language vs. 6 per cent with advanced language skills.

RRP partners will continue working to address barriers to labour market inclusion, such as language challenges, skills mismatches, and limited access to affordable childcare and healthcare. Special attention will be given to female-led households, households with individuals with disabilities, and those with young children, as they face heightened risks of poverty, exploitation, and GBV. RRP partners will also advocate for better integration of GBV and SEA risk mitigation into national strategies, ensuring that health, protection, and economic empowerment needs are fully addressed.

Effective inclusion in national social protection systems, including social assistance, social services, social insurance, and active labour market policies, will be further promoted through monitoring, targeted advocacy, information provision and counselling, capacity building, technical support to governments and engagement with civil society, the private sector and where relevant, development actors. Opportunities to access affordable housing will be further fostered. Access to social assistance and social services by vulnerable refugees will remain a strong focus. Where needed, as a transition measure, state-provided social protection schemes will be complemented with additional humanitarian support for vulnerable refugees and their caretakers. Whenever

---

<sup>21</sup> Ibid



included in the response, cash assistance should be complementary to national systems and to other forms of sectoral support.

RRP partners will invest in enhancing refugees' inclusion in national systems for GBV prevention and response. Partners will support government-led GBV initiatives, ensuring alignment with national policies while promoting inclusion of refugees and avoiding parallel systems. Efforts will include strengthening capacities of service providers, ensuring a survivor-centred approach in case management and response services, and incorporating PSEA across the board. Special emphasis will be placed on improving access to national and local GBV case management systems and access to safe shelters, healthcare, and mental health and psychosocial support, with referrals facilitated through national and local organizations, including WLOs. These initiatives aim to enhance resilience by offering survivors practical advice and both national and localized solutions.

Child protection remains a significant focus, especially for children separated from their families or those without parental care. Partners will work with national child protection systems to better include Ukrainian children and ensure they are protected from the risks associated with displacement, such as neglect, psychological and physical violence, and mental health issues. For unaccompanied and separated children, as well as those evacuated from institutions, continued monitoring, advocacy, and cooperation between RRP partners and authorities are essential, particularly to secure that all the decisions regarding those children are underpinned by the best interests principle. This will include improving case management systems and ensuring that appropriate services are available to meet the unique needs of these children, as well as technical and financial support to make certain that children can access their rights.

Ensuring equitable access to healthcare, including mental health and psychosocial support (MHPSS), remains a priority. RRP partners will continue to assist host governments in ensuring that healthcare services are strengthened and accessible, with targeted interventions for people with disabilities, those with chronic conditions, and older refugees. Key additional priorities include targeted support for sexual and reproductive health services, immunization, tuberculosis and HIV, MHPSS, capacity-building initiatives and healthcare financing to promote equitable access to all health services. The inclusion of Ukrainian health care workers into national health systems will address labour market shortages and bridge language barriers. Health communication will be enhanced to provide information on available health and MHPSS services, disease prevention, and enhancing the uptake of vaccinations.

Education remains a significant challenge, with many refugee children still relying on online or remote learning. Low enrolment in host country schools is a major concern, particularly for secondary-aged children and youth. RRP partners will work with States on initiatives that promote enrolment into national education systems and strengthen quality of learning for refugee children and adolescents, including in early childhood and tertiary education. Efforts will address capacity challenges such as infrastructure, teacher shortages, and providing essential language and psychosocial services in schools. Partners will also advocate to eliminate administrative barriers and will avoid establishing unsustainable parallel education provision. To support the link to Ukraine, partners will support educational, cultural and extra-curricular activities that strengthen Ukrainian language skills as well as the knowledge of their country's history and culture.

### **SO3: Strengthen social cohesion between refugee communities and their hosts.**

Since the onset of the Ukraine crisis, the generosity extended to refugees by host communities has been extraordinary. However, as the conflict continues and economic pressures on host populations intensify, this welcome has begun to show signs of strain. A regional survey revealed that nearly one-third of respondents had encountered hostile attitudes or behaviour from the local population,<sup>22</sup> with verbal aggression being the most commonly reported form (73 per cent of those affected). The reasons cited for this hostility were mainly linked to refugee status, ethnicity, and language, all of which are interconnected and highlight challenges around identity and belonging.

Research conducted has shown a gradual increase in the reluctance of host community members to accept refugees. This shift is compounded by disinformation campaigns and anti-refugee rhetoric, further straining social cohesion. Addressing these emerging challenges is a priority for the 2025-2026 RRP.

To strengthen social cohesion, RRP partners will emphasize fostering dialogue between refugees and host communities by creating shared spaces for interaction in community centres, schools, through sports and cultural facilities. Structured activities will be developed in cooperation with the communities and leveraging their agency and initiative to promote understanding, including joint recreational programs, cultural events, and non-formal education initiatives. Efforts will also be made to support public institutions such as schools, hospitals, local sports teams, and social services, including the provision of translators, psychologists, and intercultural mediators.

Additionally, targeted interventions will be made to counter disinformation and address misconceptions and dissipate myths about refugees' rights and entitlements, but also to identify and respond to potential online GBV and PSEA risks. Municipalities and local authorities will be supported in these efforts through capacity-building, technical expertise around socio-economic inclusion and local development, and outreach initiatives aimed at both refugees and host communities. Platforms for dialogue and collaboration, such as entrepreneurship initiatives involving both populations, will be promoted to encourage positive interaction and mutual benefit.

Special attention will be paid to youth and adolescents, who are often at the centre of social tensions but also offer great potential for leading inclusion efforts. Local authorities will be supported in creating opportunities for young people from both communities to engage in joint activities, fostering a sense of shared purpose and belonging.

Where possible, support for host communities will focus on services and institutions that serve both refugees and locals, particularly in rural areas, helping to alleviate pressures that could contribute to rising tensions.

---

<sup>22</sup>[Staying safe: inter-agency insights on protection and accountability for refugees from Ukraine](#)

**SO4: Advance the localization of the response, by supporting national and local civil society, municipalities and local authorities, and coordination structures, as well as sharing and building capacities and supporting sustainable responses.**

Since the beginning of the coordinated response to the Ukraine crisis, the involvement of local and national actors has expanded significantly. From 59 organizations in 2022 to 252 in 2024, the increasing engagement of these actors has been vital in providing both emergency relief and longer-term inclusion efforts. In 2025-2026, this strong participation is expected to continue, reflecting the critical role played by local entities, which were instrumental in the initial response by mobilizing resources at border crossings and reception centres, and later in facilitating refugee inclusion through counselling, information provision, referrals, language and skills training, and private sector collaboration on refugee employment.

As larger international organizations and UN agencies reduce their presence in the main host countries, the continued leadership of local and national actors will be essential. These organizations, particularly women-led and refugee-led groups, as well as those representing segments of the population at risk of marginalization, such as people with disabilities and LGBTIQ+, will remain at the forefront of the response. Supporting these actors will be key to sustaining their efforts and ensuring that refugee inclusion is realized in a comprehensive and equitable way.

RRP partners will focus on fostering partnerships between local civil society organizations, host governments, public services, and the private sector to create sustainable, long-term initiatives. Local NGOs will be encouraged to form consortia to share resources and expertise, enhancing their operational capacities and the overall sustainability of their projects. Additionally, capacity-building programs and collaboration between international donors and local actors will be prioritized to further strengthen local responses.

National and local actors will be actively engaged and supported in taking leading and/or co-leading roles in sectoral coordination structures and working groups. RRP partners will aim at strengthening national and local partnerships, including with refugee and women-led organizations, engaging them within existing coordination structures, while supporting the efforts to increase direct and flexible funding.

Municipalities, cities, and regional governments have a pivotal role in national response strategies, as they are often responsible for delivering frontline services to refugees. They also lead many innovative and practical solutions to facilitate refugee inclusion at the local level. The benefits of including refugees become most visible within communities, where services are implemented in a tangible and effective manner.

RRP partners will continue to work closely with municipalities and local governments to bolster their capacities and create resilient systems for long-term inclusion. By providing technical support and encouraging local authorities to lead coordination efforts, programs will be designed to ensure sustainability and local ownership. These initiatives will be routed through national and local authorities, allowing them to build on existing local capacities while ensuring continued investment in the refugee response at the community level, including through nationally managed budgets, services and programmes, where applicable.

## Regional Cross-Cutting Response Priorities

### Age, Gender and Diversity (AGD)



The Ukraine refugee crisis disproportionately affects people depending on their age, gender and diversity, presenting barriers to having their basic needs met, accessing services or confirming their disability, medical or legal status. Refugees may experience compounding forms of discrimination and require specific attention and targeted interventions to attain educational and economic opportunities. AGD diversity categories are overlapping and non-uniform, and the complexities of their needs vary and must be taken into account in the response.

AGD considerations must inform every aspect of partners' work, ensuring that programming is responsive to the unique needs of all refugees. Continuous engagement with girls, boys, women, and men of various ages and backgrounds is essential to understanding their specific needs and challenges. This requires the collection and analysis of disaggregated data by age, sex, and diversity to shape programme design, implementation, monitoring, and reporting as well as ensuring equal access to information, feedback and complaints mechanisms and their inclusion in the national systems.

Partners will verify that programming is inclusive of diverse groups, including stateless people, individuals with disabilities, women and adolescent girls in vulnerable situations, children and adolescents, older people, LGBTIQ+ individuals and Roma refugees. These groups may overlap and many face intersectional and compounding factors and risks.

Partners will make concerted effort to ensure disability and ageing inclusion, in line with the AGD approach. People with disabilities often face 'double barriers' in accessing services, not speaking a local language being an additional barrier to disability itself, preventing them from accessing services or requiring travel back to Ukraine to access services.

Increasing the meaningful participation and leadership of women-led, minority, and diversity-rights organizations is also critical. This will be supported through tailored approaches, capacity building, and improved access to coordination structures, ensuring that these groups are actively involved in shaping the response.

### Accountability to Affected Populations (AAP)



Partners will systematically include refugees' and affected people's voices at every stage of the programmatic cycle in order to ensure that programming reflects the needs, priorities and preferences of the refugee population. This cross-cutting approach will be guided by the diverse profiles and communication preferences of the refugee population, ensuring that all groups, regardless of age, gender, or background, can participate meaningfully. Maintaining two-way communication channels and accessible feedback mechanisms, with both digital and non-digital options available, will be essential for gathering insights and responding effectively.

A key element of this strategy is the implementation of confidential feedback and response mechanisms, assuring refugees that they can voice their views without concern about possible repercussions. Additionally, feedback received will systematically inform programming and corrective actions. Partners will ensure transparency in communication, share program information proactively and counter misinformation and disinformation through both in-person and digital channels (including community centres, protection desks, mobile teams/outreach volunteers and social media). This inclusive and responsive approach requires accountability structures to be integrated throughout all aspects of the response, creating a more inclusive and effective system.

### Protection from Sexual Exploitation and Abuse (PSEA)




Close coordination among RRP organizations is essential for PSEA efforts to be coherent and effective. Inter-agency coordination will continue to bring organizations together under a common situation analysis, strategy, and approach, so as to deliver consistent messaging on PSEA to communities and stakeholders; build on good practices and expertise of partners; streamline procedures and mechanisms for reporting and referral; and verify complementarity of interventions. The members of the respective national PSEA networks will ensure close engagement and coordination between the network and other relevant coordination bodies in the operations including AAP, GBV, and CP.

All partners must adhere to the IASC standards of conduct for humanitarian workers, reporting concerns through established mechanisms, and upholding a victim-centred approach. The survivor-centred approach aims to create a supportive environment in which the survivor's rights are respected and in which she/he is treated with dignity and respect. The approach helps to promote the survivor's recovery and ability to identify and express needs and wishes, as well as to reinforce her/his capacity to make decisions about possible interventions. Service providers must have the resources and tools they need to implement this approach. These responsibilities are cross-cutting and must inform all aspects of partner operations and be integrated across all sectors. Continued community engagement and awareness-raising on PSEA prevention will be essential, using materials in diverse culturally sensitive formats, appropriate languages and communication channels that align with the preferences and circumstances of the refugee population. Continued capacity-strengthening of all actors involved in the response on PSEA, including national and local actors and community-based organizations, is also critical.

To ensure inclusivity and protection, all refugees and recipients of protection services and assistance must have access to safe, gender- and child-sensitive feedback and complaints mechanisms, as well as clear information on PSEA. Victims must be provided with timely, appropriate support, including access to child protection and GBV services, ensuring that protection mechanisms are responsive to their specific needs.

## Sustainability



Partners will prioritize facilitating the inclusion of refugees in national systems and services as a core element of their plans and avoid establishing or maintaining parallel mechanisms. This cross-cutting approach focuses on including refugees into existing service provision frameworks and ensuring sustainability. It involves strengthening national and local protection institutions, supporting policies that enable refugee inclusion, and building the capacities of civil society actors to respond effectively, while also engaging with development actors to support the strengthening of national systems and services.

Partners will invest in localization efforts by enhancing the capacity of local and community-based organizations, civil society, municipalities, and national authorities. This includes targeted capacity-building initiatives that equip local institutions with the skills and resources necessary to handle the ongoing refugee response, ensuring long-term resilience. By fostering strong partnerships with local actors and supporting their agency and leadership in service provision, partners make sure that refugees can access essential services within established national systems, reinforcing the long-term sustainability of the response.

## Governmental Ownership



From the outset, humanitarian assistance has complemented Government-led efforts, reinforcing rather than replacing State action. As the response transitions from emergency life-saving protection to long-term inclusion in national systems, governments at both central and local levels maintain overall responsibility for coordinating the response. In this evolving context, partners will continue to play a supportive role while facilitating a whole-of-society approach that strengthens government capacity to deliver essential services. This cross-cutting approach focuses on ensuring that line ministries and local governments are fully equipped to fulfil their mandates in areas such as service delivery, social protection, healthcare, and economic inclusion. Partners will work closely with these institutions to provide technical support, capacity-building, and resources, empowering them to effectively include refugees into national frameworks. By reinforcing government structures and fostering collaboration between public and private sectors, development actors, civil society, and local communities, the response promotes sustainability, enhances social cohesion, and maximizes the long-term impact of inclusion efforts.

## One-Refugee Approach



In addition to hosting Ukrainian refugees, all participating countries also provide refuge to asylum-seekers and refugees from other countries. While these populations may hold different protection statuses, in practice they face many of the same challenges in accessing rights, achieving inclusion, and enjoying social cohesion. Recognizing this, partners' programming, advocacy efforts, and the outcomes of coordination and policy discussions under the RRP will extend to refugees of all nationalities where possible.

The cross-cutting nature of these efforts sets out that all refugees, regardless of their country of origin, should benefit from inclusive approaches to protection and service provision. Partners will work to harmonize responses, creating a more equitable environment where all refugees, irrespective of nationality, can access the services and support needed to rebuild their lives in host countries.

## The Role of Data in the Refugee Response Plan

Collaboration around data is crucial to provide a sound evidence base for refugee response plans, with due regard for specific accountabilities of mandated agencies, and to enable effective monitoring of outcomes to address refugees' needs and measure impact. Coordinating data efforts to complement government initiatives, and ensuring transparent data-sharing, not only enable a shared understanding of priority needs while efficiently allocating resources and reducing duplications, it also fosters a responsible approach to data aiming at limiting the burden and protecting the dignity of refugees and host communities.

### A Robust Refugee Response Plan's Monitoring Framework

UNHCR, supported by the members of the Regional and Country specific Inter-Agency Information Management Working Groups, has implemented monitoring framework and data systems to have regional consistency while allowing for local adaptations. These include:

- A centralized appeal submission platform integrated with a partner database, streamlining coordination to ensure prioritized needs are responded to while avoiding duplications.
- A centralized regional funding tracker, linked to UNHCR global Refugee Funding Tracker, to enhance transparency and accountability by ensuring stakeholders can access reliable data on resources allocation and gaps, fostering trust and informed decision-making.
- A unified indicator framework that standardizes achievements across the countries, accompanied by flexible activity reporting that balances country-specific needs with regional consistency.

As the RRP transitions to its 2025-2026 cycle, the monitoring frameworks will be further strengthened to align with long-term socio-economic goals. Moreover, regional, and national outcome indicators have been introduced to track progress in key areas, supported by the Inter-agency joint Socio-Economic Insights Survey (SEIS).

### A Joint Socio-Economic Assessments to Provide Evidence for Effective Refugee Response Planning






Introduced in 2024 to replace the Multi-Sectoral Needs Assessment (MSNA), the Inter-agency Socio-Economic Insights Survey (SEIS) aim at ensuring that socio-economic inclusion remains central to the refugee response, while ensuring evidence to support the response to immediate needs of vulnerable refugees; to support long-term refugees self-reliance and socio-economic inclusion, as well as to prepare for return and reintegration back to Ukraine, once conditions are met.

Looking ahead to 2025-26, a stronger partnership with National Statistical Offices will be pursued, to further enhance the evidence produced by the SEIS while promoting the statistical inclusion of refugees into national labour and households' surveys. The Ukraine Regional Refugee Response Plan demonstrates the transformative potential of collaboration, ethical data use, and joint analysis in refugee responses. By prioritizing socio-economic inclusion and leveraging innovative data systems, the RRP not only addresses immediate humanitarian needs but also lays the foundation for sustainable solutions. These efforts reflect a commitment to transparency, accountability, and shared responsibility, ensuring that refugees and host communities alike can thrive.



## Regional Monitoring Framework

### Output indicator - Targets

| Sector  | Indicator                                     | Target  |                  |                  |
|---|---|---|------------------|------------------|
|   |   | YEAR 1  | YEAR 2           |                  |
|    | Protection                                    | # of individuals who have been supported in accessing protection services   | <b>1,319,550</b> | <b>1,207,697</b> |
|   | Child Protection                              | # of children provided with child protection services   | <b>666,035</b>   | <b>531,589</b>   |
|   | Gender-Based Violence                         | # of people who benefited from specialized GBV programmes   | <b>359,127</b>   | <b>236,657</b>   |
|   | Protection from Sexual Exploitation and Abuse | # of PSEA network members, partner personnel and staff members of stakeholders involved in the refugee response trained on SEA risk mitigation, prevention and response | <b>6,572</b>     | <b>5,755</b>     |
|    | Education                                     | # of children and youth supported with education programming (includes support to enrol in formal and nonformal)  | <b>453,182</b>   | <b>368,348</b>   |
|   | Health and Nutrition                          | # of individuals supported in accessing health services   | <b>562,862</b>   | <b>504,179</b>   |
|   |   | # of health care providers trained to provide services to refugees  | <b>45,102</b>    | <b>38,720</b>    |
|   | Mental Health and Psychosocial Support        | # of individuals participating in MHPSS services and activities   | <b>457,602</b>   | <b>390,977</b>   |
|  | Livelihoods and Economic Inclusion            | # of individuals who benefitted from livelihoods and economic inclusion interventions   | <b>583,899</b>   | <b>389,527</b>   |
|  | Basic Needs                                   | # of individuals who received assistance for basic needs  | <b>364,310</b>   | <b>302,884</b>   |

## Outcome Indicators – Baseline

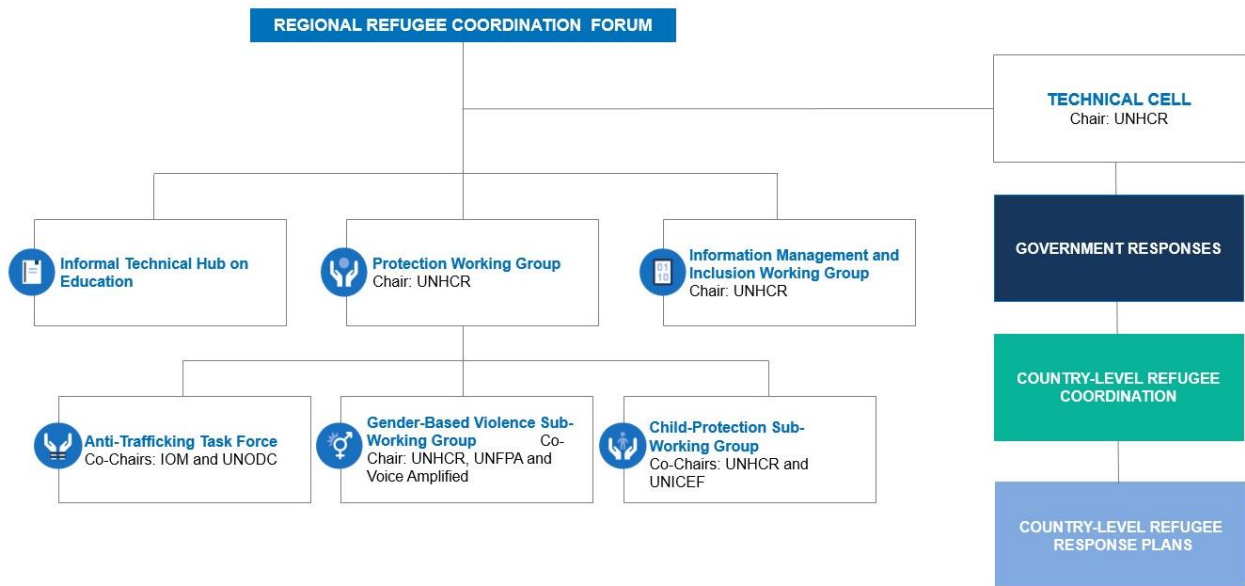
The outcome indicators are designed to monitor progress in refugee inclusion, protection, localization, and social cohesion. While the Socio-Economic Insights Survey (SEIS) is not official government data, it plays a critical role in tracking these outcomes together with other sources such as administrative data and partner reporting. The RRP encourages and welcome government ownership and the production of similar data to support statistical inclusion. Importantly, changes in outcomes cannot be attributed solely to the RRP or its partners but are reflective of the broader response, including the critical role of host governments and the hosting environment.

Baselines for indicators marked as "TBD" will be set in Q1 2025.

| Strategic Objective  | Indicator   | Baseline | Source              |
|--|---|----------|---------------------|
| Strategic Objective 1:<br>Support host countries to ensure that refugees have effective access to legal status, protection, and rights, including through a harmonized approach beyond Temporary Protection arrangements or other protection status, with a particular focus on vulnerable groups. | % of HHs who have registered for temporary protection or similar scheme                                     | 94%      | SEIS                |
| Strategic Objective 2:<br>Support host countries in their efforts to include refugees in national systems – employment, social protection, health, education – with a particular focus on vulnerable groups.   | % of working age (15 – 64) refugees who are employed (employment rate)                                      | 64%      | SEIS                |
|  | % of refugees who are unemployed, unemployment rate (labour force)  | 9%       | SEIS                |
|  | Labor force participation rate (%)  | 72%      | SEIS                |
|  | % of children enrolled in formal education in host countries (administrative data)                          | TBD      | administrative data |
|  | % of children reported attending formal education in host countries (not official data; based on SEIS data) | 79%      | SEIS                |
|  | % of individuals covered by national social protection systems  | TBD      | SEIS                |
|  | % of individuals with access to healthcare services when needed   | 84%      | SEIS                |
|  | % of individuals with access to MHPSS services  | 71%      | SEIS                |
| Strategic Objective 3:<br>Strengthen social cohesion between refugee communities and their hosts.  | % of individuals who accessed MHPSS and reported improved well being  | 88%      | SEIS                |
|  | % of HHs reporting good relationship with host community  | 66%      | SEIS                |

| Strategic Objective   | Indicator   | Baseline | Source                     |
|---|---|----------|----------------------------|
| Strategic Objective 4:<br>Advance the localization of the response, by supporting national and local civil society, municipalities and local authorities, as well as coordination structures, sharing and building capacities and supporting sustainable programming. | % of refugee coordination structures that are led, or co-led by local and national actors             | 66%      | Refugee Coordination forum |
|   | % of total funding provided to national and local civil society, municipalities and local authorities | TBD      | RRP partner reporting      |

## Regional Coordination Structure



COUNTRY CHAPTER

# BULGARIA



# > At a Glance

## Country Planned Response (January 2025 - December 2026)



**82,000**

refugee population planned for assistance



**\$56.6M**

total financial requirements in USD



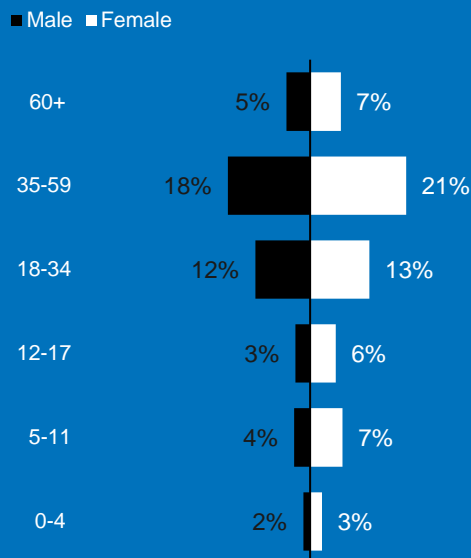
**19**

RRP partners

### Population planning figures

|                    | CURRENT POPULATION AS OF DECEMBER 2024 | POPULATION PLANNED FOR ASSISTANCE |        |
|--------------------|--|-----------------------------------|--------|
|                    |  | 2025                              | 2026   |
| Refugee Population | 75,260                                 | 82,000                            | 82,000 |

### Age and gender breakdown <sup>23</sup>



**8%**

People with disabilities



**57%**

Women and girls



**43%**

Men and boys



**24%**

Children

<sup>23</sup> Calculations are based on the Government's valid Temporary Protection database.

## Part 1: Current Situation

### Situation Overview

During 2024, the Government of Bulgaria has granted or renewed temporary protection to some 75,000 refugees. More than two-thirds are women and children. Bulgaria has seen a slight increase in temporary protection registration rates during the year, as compared to that of the previous year. Rapid protection monitoring during the summer months showed that most newly arriving refugees were from the most affected regions of southern and eastern Ukraine.<sup>24</sup> The 2024 Socio-Economic Insights Survey (SEIS) findings<sup>25</sup> illustrate that most of the refugees interviewed have been present in Bulgaria for an average of 23 months,<sup>26</sup> indicating a stable population within the country who need continued meaningful inclusion within national systems and host communities.

Despite holding two national parliamentary elections in 2024 – marking seven election cycles in three years – Bulgaria has yet to achieve a parliamentary majority to form a new government. In this context, the Government of Bulgaria has continued to extend the national humanitarian programme for refugees from Ukraine, currently until end 2024. The programme includes government-sponsored accommodation in state facilities and hotels, most of which are in the Burgas and Varna regions. The Government is developing a new humanitarian and integration programme, which has not yet concluded. In March 2024, the draft programme was presented to the Council of Ministers but not adopted due to the change of government. The 2025-26 RRP will continue to support the efforts of the Government to provide humanitarian services for all refugees in Bulgaria, advancing towards stronger localization and inclusion initiatives.<sup>27</sup>

### Country Risks and Needs

As refugees in Bulgaria plan to stay longer due to the uncertainty around the possibility to return, the focus is shifting towards meeting longer-term socio-economic inclusion needs, especially in employment, education, language skills, health information and social benefits. Access to healthcare remains a key concern and continues to be the top priority need cited by SEIS respondents, with 14 per cent of respondents in need of healthcare reporting difficulties accessing the national system due to high costs, the lack of health insurance, and transportation issues.<sup>28</sup> These needs remain high as nearly one-third of individuals interviewed (32 per cent) self-identified

---

<sup>24</sup> UNHCR Bulgaria, Protection Profiling and Monitoring Brief, July 2024, [Document - Bulgaria - Protection Profiling and Monitoring Brief](#)

<sup>25</sup> The 2024 SEIS was conducted through an inter-agency effort to provide updated information on the key needs, intentions and capacities of refugees from Ukraine: 1,072 households were interviewed, which represents 2,360 household members from Ukraine from June to July 2024. [Document - Bulgaria - Socio-Economic Insights Survey \(SEIS\) Preliminary findings](#)

<sup>26</sup> Of the respondents, 88 per cent reported having been in Bulgaria for more than a year.

<sup>27</sup> Bulgaria also hosts refugees and asylum-seekers mostly from Syria, Afghanistan and Morocco, with some 9,800 asylum applications received by the State Agency for Refugees in the first three quarters of 2024.

<sup>28</sup> The lack of health insurance is also related to the costs as respondents (16 per cent) who are not employed, self-employed or employed without a contract reported not being able to afford it.

as having a chronic medical condition.<sup>29</sup> Additionally, one-fifth of households reported having at least one member experiencing mental health or psychosocial problems. Only a little over one-third (36 per cent) of those households reported that mental health support was received. A sense of uncertainty faced by refugees in relation to their stay and future in Bulgaria is often cited as having an impact on their well-being.

According to the analysis, 65 per cent of respondents of working age are employed. Of those who are unemployed, the key challenge mentioned is the lack of knowledge of Bulgarian language. The share of young people who are not in education, training or employment is 13 per cent. Close to half of households (44 per cent) with school-aged children reported that at least one child was not enrolled in school in Bulgaria. While this is a significant decrease from the previous year (by more than one quarter), ensuring enrolment of refugee children and youth in national school systems remains essential for child protection, psycho-social well-being and future career and life opportunities as well as women's access to employment and self-reliance opportunities.

The high number of female-headed households – 62 per cent according to the 2024 SEIS – highlights the heightened risks faced by refugee women in the context of employment, uncertainty on accommodation, and vulnerability to gender-based violence risks across various areas of life. The lack of awareness in accessing GBV services remains the most frequently cited barrier (46 per cent), followed by language and cultural barriers (37 per cent), stigma and shame (23 per cent) and the lack of trust in institutional services (19 per cent).<sup>30</sup>

Additionally, almost one-fifth of the refugee population in Bulgaria consists of older people who need targeted support. Among SEIS respondents, eight per cent reported having a disability at level three or higher according to the Washington Group Questions, signifying substantial difficulty or inability to perform basic daily activities. There remain gaps in mechanisms for the identification of those with specific needs who need additional support, including social assistance.

## Part 2: Country Response and Solutions Strategy

### Country Strategic Objectives

**Strategic Objective 1: Support Bulgaria to ensure that refugees have continued access to protection, legal status, and rights, with a particular focus on groups in vulnerable situations and including age, gender and diversity considerations.**

In 2025-26, RRP partners will continue to advocate for rights under temporary protection and international protection by monitoring refugees' equal access to protection and rights, offering legal assistance, and contributing to policy and legislative development. In preparations for a possible

---

<sup>29</sup> 2024 SEIS

<sup>30</sup> Ibid.



post EU Temporary Protection Directive legal regime, RRP partners will offer support to the Government in ensuring continued legal certainty, access to protection and socio-economic inclusion prospects for refugees. In particular, partners will support the Government to establish mechanisms that ensure consistent identification of individuals with specific needs and safe referral pathways to appropriate services for their effective access to rights. RRP partners will also assist the national government and local municipalities in providing refugees with accurate and reliable information to empower them to exercise their rights fully.

**Strategic Objective 2: Support Bulgaria in their efforts to include refugees in national systems – decent work, social protection, health, education, child protection services – with a particular focus on outreach and inclusion of vulnerable groups and including, age, gender and disability considerations.**

RRP partners will continue to advocate for the inclusion of all refugees regardless of nationality in government services and national strategies on a non-discriminatory basis through an age, gender and diversity-sensitive approach. Working with the Government to address barriers to affordable housing, education, employment, health – as well as financial, social protection and child protection services will be critical. By end-2026, the objective will be to ensure refugees' full access through the implementation of inclusive and non-discriminatory policies<sup>31</sup> in these areas, with at least 90 per cent of refugee children in formal primary and secondary education, 90 per cent of working-age refugees actively participating in the labour force, and 100 per cent of refugees guaranteed access to basic health services when needed. For this, RRP partners will work collaboratively to enhance mechanisms for monitoring inclusion and generating representative socio-economic data. Additionally, RRP partners will work closely with authorities, key institutions, private sector and development actors to strengthen refugees' socio-economic inclusion in their host communities and increase their self-reliance. Support will include raising awareness of rights as well as technical support on inclusion policies and long-term integration programmes.

**Strategic Objective 3: Strengthen social cohesion between refugee communities and their hosts in Bulgaria.**

RRP partners will continue to promote cohesion through education, recreational, cultural and sports activities and clubs inclusive of all age groups that invite all refugees and the host community. These will be organized in close collaboration with local municipalities and civil society organizations (inclusive of community-based, refugee-led, and faith-based organizations). The aim will be to reduce negative **perceptions** within local communities toward refugees as the Ukraine situation becomes protracted – and to contribute to more resilient communities. The one-refugee approach will be important for all refugees in Bulgaria to enjoy inclusion and cohesion, without discrimination. This approach will include communication campaigns, education in schools, and

---

<sup>31</sup> According to Article 2 of Bulgaria's Employment Promotion Act and Article 2 of Bulgaria's Labor Migration and Labor Mobility Act, no one shall be allowed any direct or indirect discrimination, privileges or restrictions based on nationality, origin, ethnicity, personal status, gender, sexual orientation, race, age, disability, political beliefs or religious confession, membership in trade unions or other public organisations or movements, social, marital or material status.

continued awareness-raising and trainings among professional networks (teachers, mental health practitioners, legal professionals, general practitioners). Refugees will be supported to contribute fully to their communities and RRP partners will work through a community-based approach to reinforce supportive communities that further promote social cohesion.

**Strategic Objective 4: Advance the localization of the response in Bulgaria, by supporting national and local civil society, municipalities and local authorities, and coordination structures, as well as sharing and building capacities and supporting sustainable responses.**

During 2025-26, the objective of the refugee coordination mechanism in Bulgaria will be to ensure locally-led coordination structures with a sustainable transition to coordination leadership by the Government. Additionally, RRP partners will aim to develop joint government and inter-agency contingency plans to respond to any emergencies. With key state agencies and institutions, partners will conduct joint inter-agency partner-government assessments of the needs of all refugees in Bulgaria to better understand and sustainably address the key needs and vulnerabilities of the refugee communities in the country.

RRP partners will also advocate for and explore a variety of resource mobilization opportunities and sustainable funding for community-based organizations and refugee-led organizations, including through funds that can be accessed by municipalities. RRP partners will provide capacity building targeting community-based and refugee-led organizations to effectively engage with local institutions. These will remain crucial for supporting localization efforts and community empowerment.

## Sectoral Responses

### Cross-Cutting Priorities of the RRP

- Accountability to Affected Populations
- Age, Gender and Diversity (AGD)
- Protection from Sexual Exploitation and Abuse (PSEA)
- One-Refugee Approach
- Sustainability
- Government Ownership

*Read more in the Regional Overview p.20*

## PROTECTION



In order to enhance the protection environment for refugees in Bulgaria, protection partners will support the Government of Bulgaria to implement effective and rights-based refugee approaches. Efforts will be made to support protection-sensitive border systems and monitoring of access to status and rights.

To mitigate protection risks, partners will enhance awareness raising on available state and other humanitarian services, especially as 12 per cent of refugees in the SEIS reported not knowing where to access information on services. Importantly, protection partners in Bulgaria will provide services, including through mobile teams, specifically ensuring outreach to refugees, including to those facing discrimination due to their sexual orientation or gender identity and expression; older people; and people with disabilities. These activities will employ a community-based protection approach that engages community-based organizations led by refugees and women. Protection partners will ensure refugees are actively involved in decision-making processes, including advocating for and supporting their participation in decision-making mechanisms led by local authorities.

Partners will also privilege the continued provision of MHPSS activities – both individually and in groups – to promote the psychological wellbeing of adults and children affected by displacement and trauma, with the aim of enhancing resilience.

### Sub-sector: Gender-Based Violence (GBV)



The lack of information on available GBV services remains the main barrier to access support, as reported by 46 per cent of refugee respondents in the SEIS. The main services that respondents reported knowing how to refer community members to were police and health services, while other services are less known. To ensure survivors receive timely assistance, RRP partners will provide clear information about available services and established referral pathways, facilitating access to legal aid and

psychosocial support. This multi-layered approach is designed to build a responsive and supportive environment, ensuring that survivors have the resources needed to recover and rebuild safely. Partners will enhance information campaigns on available services, and provide awareness-raising activities and trainings on GBV risk mitigation and prevention to various target groups according to their specific needs. Partners will also collaborate through the Protection and Inclusion Working Group to enhance referral pathways and service mapping, with the aim to promote access and inclusion of refugee women and children to these services regardless of their nationality or legal status. At the institutional level, partners will support the Government to ensure services are tailored to meet the specific needs of each refugee – and collaborate with relevant institutions to implement activities for the prevention of trafficking and provide comprehensive support to victims of trafficking.

As increased vulnerability to online violence is cited as the second most serious risk faced by boys and girls in the 2024 SEIS findings,<sup>32</sup> partners will also tackle online GBV and other forms of violence affecting refugees by raising awareness and offering solutions to combat cyberbullying, online harassment, violence and hate speech.

### Sub-sector: Child Protection



In support of national child protection systems, RRP partners will provide a range of child-centred services aimed at ensuring the safety, well-being and development of refugee children, particularly those who are vulnerable and at risk. Through community-based child protection efforts, RRP partners will work to address psychological violence and deteriorating mental health and psychosocial wellbeing, raised as key concerns for boys and girls in the 2024 SEIS findings. Activities will include mental health and psychosocial support, outreach and referral services. Partners will also provide recreational activities for children in child-friendly spaces, as well as parenting programs and support groups for caregivers particularly single parent households.

Through capacity-building, RRP partners will strengthen individual support, including case management services provided by child protection authorities, NGOs, community-based and refugee-led organizations to address key child protection risks. Partners will collaborate with the national and local authorities, including the State Agency for Child Protection, the State Agency for Refugees, the Ministry of Interior, and the Agency for Social Assistance for the timely identification and referral of children at risk; support for alternative care arrangements; and capacity-building for sustained protection for refugee children, including that unaccompanied and separated children have timely access to guardianship in line with their best interests. Partners will work with national and local authorities to ensure child-friendly procedures and develop and distribute child-friendly information materials, including on the rights of unaccompanied and separated children.

---

<sup>32</sup> This follows psychological violence being reported as the most serious risk faced by both boys (52 per cent) and girls (55 per cent).

## EDUCATION



RRP partners will closely support the Ministry of Education and Sciences (MoES) in the government's efforts to make schools inclusive of all forcibly displaced children; promote enrolment in national school systems<sup>33</sup>; and meet refugee children's long-term educational needs – including those of children with special needs. To enhance access to education, partners will work together with the MoES and its 28 regional departments of education for efficient referral and school admission systems for refugee children. This will also involve advocating with municipalities to expand free transportation services and provide school counsellors to accompany refugee children in remote locations or distant government-sponsored accommodation. Through the Education Working Group, and in close collaboration with schools, partners will support school-age children and their caregivers with adaption to the Bulgarian school system. RRP partners will also provide capacity-building of teachers on early childhood development and fostering inclusive, learner-centred environments. Education partners will ensure continuity of learning and better inclusion for refugee children through Bulgarian language classes, formal and non-formal additional learning support and catch-up classes, provision of educational materials, and skills-building initiatives. Through this, partners aim to create opportunities for refugee children and youth to drive positive changes within their communities.

## LIVELIHOODS AND ECONOMIC INCLUSION



RRP partners will closely collaborate with the Ministry of Economy and Industry, the Ministry of Labour and Social Policy and its Employment Agency, key institutions, and private and public sectors to advocate for enhancing refugees' inclusion in and equal access to the Bulgarian labour market. For this, partners will provide language courses by qualified teachers with experience in teaching Bulgarian as a foreign language; vocational, skills development and entrepreneurial trainings; job profiling and matching; and organization of labour market inclusion events. These activities aim to enhance the employability of refugees, their access to decent work, and overall social and economic inclusion.

Ensuring an accelerated process for the certification of regulated professions<sup>34</sup> will remain a key advocacy point as this will allow refugee professionals to contribute to fill labour market gaps<sup>35</sup> while enhancing their economic and social inclusion in Bulgaria. Partners will also continue to advocate with the Ministry of Education and Science for the elimination of barriers for refugees to access higher education regardless of their protection status. Highlighting the positive contributions of refugees in Bulgaria will also be important initiatives by partners. RRP partners will work with the

<sup>33</sup> In line with UNHCR's [Refugee Education 2023 Strategy](#) for inclusion.

<sup>34</sup> This is in line with the [European Commission Recommendations 2022/554](#) that call for rapid and flexible recognition of refugees' qualifications across EU member states in order to ensure their access to regulated professions.

<sup>35</sup> According to the [2024 Labour Needs survey](#) conducted by Bulgaria's Employment Agency and regional employment committees, Bulgarian businesses will need almost 262,000 workers and specialists in the next year to maintain current operational levels.

Government so that a meaningful socio-economic inclusion policy is developed for refugees to fully exercise their rights.

---

## PUBLIC HEALTH AND NUTRITION



The RRP health response aims to support the Government in integrating refugees into its national health systems and in delivering high-quality public health services. To enhance refugees' access to health, partners will continue to provide technical assistance and direct support to the national Bulgarian Association of General Practitioners and its regional branches to timely address concerns identified during health service provision to refugees. Coordination and awareness-raising on health topics on a regional level will continue to be led by the Ministry of Health and its regional health inspectorates.

According to the 2024 SEIS, the primary barriers to accessing healthcare are the hospital fees, high costs of medication and transportation to the nearest clinic, and lack of health insurance<sup>36</sup>. For extremely vulnerable cases, partners will support with the purchasing of medication, medical reimbursement grants, and through the provision of interpretation and health mediation. Collaboration with Bulgarian medical professional associations will continue, with a focus on advocating to integrate refugee healthcare workers into the national workforce and to develop fast-track programs to facilitate their accreditation. Support with Bulgarian language and medical certification exam processes will be provided. RRP partners will provide community health mediator services reaching refugee communities. In 2025-26, these services will be progressively integrated into regular regional and municipal health services to ensure sustainability.

---

<sup>36</sup> The lack of health insurance is related to the costs. Under the Health Insurance Act and Health Act, refugees are entitled to equal access to medical care and medical services as Bulgaria citizens.

## MENTAL HEALTH AND PSYCHOSOCIAL SUPPORT (MHPSS)

In Bulgaria, MHPSS remains a cross-cutting priority across all sectors including awareness-raising on the importance of mental health and availability of services. Nearly a quarter of 2024 SEIS respondents say that they have felt so upset, anxious, worried, agitated, angry or depressed that it affected their daily functioning in the past month. To ensure that refugees in need of MHPSS are provided with timely assistance, partners will conduct comprehensive training programs to scale up MHPSS services and introduce scalable interventions. Technical capacity-building trainings will be coordinated through the MHPSS Technical Working Group, tailored for various target groups, including community-based and refugee-led organizations.

When ensuring individual and group psychological counseling for adults and children, partners' interventions will take into consideration refugees in vulnerable situations who need additional support, such as older individuals, people with disabilities, individuals who are isolated, GBV survivors, and children with special needs. MHPSS access and social integration will be further supported by addressing language barriers.

During 2025-26, the MHPSS response will focus on the de-institutionalization of mental health services and implementation of person-centred, rights-based and recovery-oriented mental health services. Continuous support will be provided to strengthen country preparedness and response capacity through policy dialogues aimed at enhancing existing policies and creating sustainable improvements in mental health systems.

## BASIC NEEDS



The second and third top priority needs – following health – cited by refugees in Bulgaria in the 2024 SEIS remain food (30 per cent) and accommodation (26 per cent). RRP partners will assist in transitioning the provision of basic needs assistance to the national social protection system for wider socio-economic

inclusion, with the aim that national systems progressively include vulnerable refugees and address their essential needs. In this regard, multi-purpose cash-based interventions will continue to be coordinated among RRP partners and the Social Assistance Agency at the national level, and further assessed to ensure impact. Whenever feasible, cash assistance will be complementary to and integrated with other forms of sectoral support. While this gradual transition takes place during 2025-26, RRP partners will support the Government's efforts by providing food vouchers and parcels, basic items such as hygiene products and clothes, and accommodation support for vulnerable cases – identifying families who face significant barriers in accessing essential services.

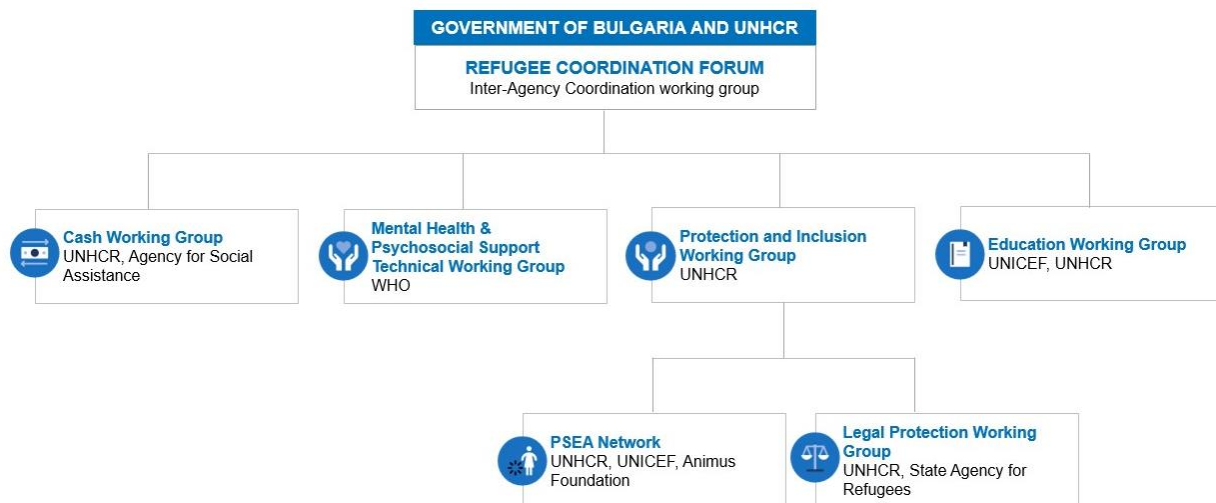
## Partnership and Coordination

In line with the Global Compact on Refugees and the Refugee Coordination Model, the national Refugee Coordination Forum will apply a whole-of-society approach, acting as a bridge between civil society and government counterparts until the Government can fully take over existing coordination mechanisms. In 2025-26, the coordination forum will work towards strengthening national and local authorities' capacity to coordinate, including through municipal-led refugee coordination forums. These forums will fully engage the participation of refugees and community-based organizations. All RRP activities will continue to be in support of national plans for the inclusion of refugees, including the National Development Programme *BULGARIA 2030*.<sup>37</sup>

Partners will also support the Government's 2023 Global Refugee Forum pledges: facilitating the economic inclusion and social protection of all refugees; ensuring the protection of all children's rights through a quality social care system at national and local levels particularly for unaccompanied children; and building the humanitarian-development-peace nexus by addressing the root causes of discrimination and violence. This will contribute to upholding the safety, dignity and rights of all refugees in Bulgaria.

Partnerships in all sectors – e.g., with academia, sports organizations, private and development actors – will continue to be pursued as these open opportunities for inclusion and enhancing community resilience through a whole-of-society approach.

## Country Coordination Structure



<sup>37</sup> Government of Bulgaria, Ministry of Finance, available at: [Ministry of Finance :: National Development Programme BULGARIA 2030](#)



## Part 3: Inter-Agency Financial Requirements

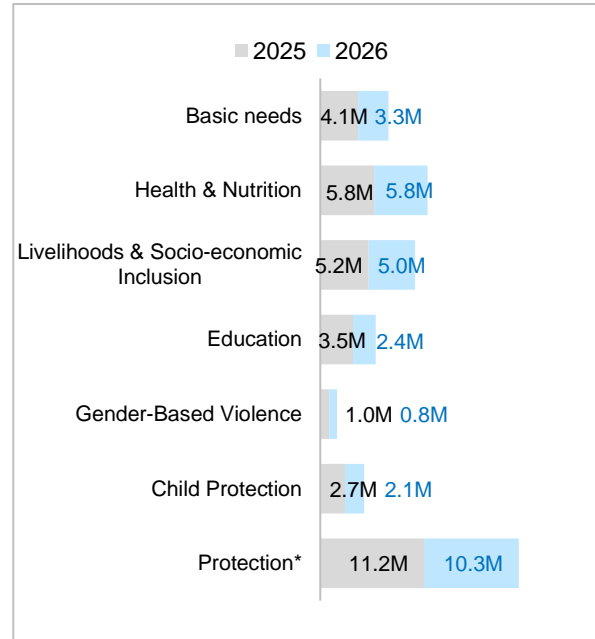
### Budget summary by type at country level

| PARTNER TYPE               | FINANCIAL REQUIREMENTS IN USD |                   |                   |
|----------------------------|-------------------------------|-------------------|-------------------|
|                            | 2025                          | 2026              | TOTAL             |
| <b>UN agencies</b>         | 24,732,748                    | 22,390,743        | 47,123,491        |
| <b>IFRC &amp; RC</b>       | 1,520,000                     | 800,000           | 2,320,000         |
| <b>National NGOs</b>       | 3,629,255                     | 3,563,603         | 7,192,857         |
| Faith-based organizations  | 80,965                        | 85,013            | 165,978           |
| Woman-led organizations*   | 932,423                       | 1,007,723         | 1,940,146         |
| Refugee-led organisations* | 2,552,867                     | 2,391,867         | 4,944,733         |
| <b>TOTAL</b>               | <b>29,882,003</b>             | <b>26,754,346</b> | <b>56,636,348</b> |

\* One organization can be classified in multiple sub-categories (women-led, refugee-led, faith-based, etc.), the individual sub-categories can therefore not be added to arrive at the total.

Notes: This list only includes appealing organizations under the RRP, many of which also collaborate with implementing partners additional to those listed here.

### Budget summary by sector at country level








\* Includes Child Protection and Gender-Based Violence

## Budget summary by partner at the country level

| Partner   | Year | Protection (excluding CP & GBV) | Child Protection (CP) | Gender-Based Violence (GBV) | Education | Livelihoods & Economic Inclusion | Health & Nutrition | Basic Needs | Total in US\$ | TOTAL             |
|---|------|---------------------------------|-----------------------|-----------------------------|-----------|----------------------------------|--------------------|-------------|---------------|-------------------|
| <b>UN Agencies</b>  |      |                                 |                       |                             |           |                                  |                    |             |               |                   |
| UN International Organization for Migration                   | 2025 | 643,000                         | 208,000               | -                           | 62,000    | 416,000                          | 312,000            | 1,039,000   | 2,680,000     | <b>4,820,000</b>  |
|   | 2026 | 620,000                         | 100,000               | -                           | 60,000    | 360,000                          | 300,000            | 700,000     | 2,140,000     |                   |
| UN World Health Organization                                  | 2025 | -                               | -                     | -                           | -         | -                                | 4,500,000          | -           | 4,500,000     | <b>9,000,000</b>  |
|   | 2026 | -                               | -                     | -                           | -         | -                                | 4,500,000          | -           | 4,500,000     |                   |
| United Nations Children's Fund                                | 2025 | -                               | 1,120,500             | 200,000                     | 1,860,848 | -                                | -                  | -           | 3,181,348     | <b>4,560,691</b>  |
|   | 2026 | -                               | 572,652               | 50,000                      | 756,691   | -                                | -                  | -           | 1,379,343     |                   |
| United Nations High Commissioner for Refugees                 | 2025 | 6,240,000                       | 800,000               | 551,400                     | 1,100,000 | 3,550,000                        | 380,000            | 1,750,000   | 14,371,400    | <b>28,742,800</b> |
|   | 2026 | 6,240,000                       | 800,000               | 551,400                     | 1,100,000 | 3,550,000                        | 380,000            | 1,750,000   | 14,371,400    |                   |
| <b>IFRC and Red Cross</b>                                     |      |                                 |                       |                             |           |                                  |                    |             |               |                   |
| Bulgarian Red Cross   | 2025 | 400,000                         | 20,000                | -                           | -         | 70,000                           | 30,000             | 1,000,000   | 1,520,000     | <b>2,320,000</b>  |
|   | 2026 | 240,000                         | -                     | -                           | -         | 50,000                           | 10,000             | 500,000     | 800,000       |                   |
| <b>National NGOs</b>  |      |                                 |                       |                             |           |                                  |                    |             |               |                   |
| Aid for Ukraine   | 2025 | 72,000                          | 96,000                | -                           | 210,000   | 96,000                           | -                  | -           | 474,000       | <b>1,030,000</b>  |
|   | 2026 | 86,000                          | 150,000               | -                           | 240,000   | 80,000                           | -                  | -           | 556,000       |                   |
| Animus Association Foundation                                 | 2025 | 150,000                         | 350,000               | 100,000                     | -         | 150,000                          | 500,000            | 120,000     | 1,370,000     | <b>2,750,000</b>  |
|   | 2026 | 150,000                         | 350,000               | 100,000                     | -         | 150,000                          | 500,000            | 130,000     | 1,380,000     |                   |
| Association "Big and Small Dreams House"                      | 2025 | -                               | 20,000                | -                           | 34,000    | 35,000                           | 12,000             | -           | 101,000       | <b>190,000</b>    |
|   | 2026 | -                               | 20,000                | -                           | 34,000    | 23,000                           | 12,000             | -           | 89,000        |                   |
| Association Energy  | 2025 | -                               | -                     | 122,000                     | -         | -                                | -                  | -           | 122,000       | <b>224,000</b>    |
|   | 2026 | -                               | -                     | 102,000                     | -         | -                                | -                  | -           | 102,000       |                   |
| ASTRA FORUM FOUNDATION  | 2025 | 30,000                          | -                     | -                           | -         | 110,000                          | 70,000             | -           | 210,000       | <b>420,000</b>    |
|   | 2026 | 30,000                          | -                     | -                           | -         | 110,000                          | 70,000             | -           | 210,000       |                   |
| Bulgarian Center for Slavic Culture and Spiritual Development | 2025 | -                               | -                     | -                           | 22,690    | -                                | -                  | -           | 22,690        | <b>48,640</b>     |
|   | 2026 | -                               | -                     | -                           | 25,950    | -                                | -                  | -           | 25,950        |                   |
| Caritas Bulgaria  | 2025 | -                               | -                     | -                           | -         | 80,965                           | -                  | -           | 80,965        | <b>165,978</b>    |
|   | 2026 | -                               | -                     | -                           | -         | 85,013                           | -                  | -           | 85,013        |                   |
| Council for Refugee Women in Bulgaria                         | 2025 | -                               | -                     | -                           | 47,191    | -                                | -                  | 190,112     | 237,303       | <b>474,606</b>    |

| Partner                              | Year | Protection (excluding CP & GBV) | Child Protection (CP) | Gender-Based Violence (GBV) | Education        | Livelihoods & Economic Inclusion | Health & Nutrition | Basic Needs      | Total in US\$     | TOTAL             |
|--------------------------------------|------|---------------------------------|-----------------------|-----------------------------|------------------|----------------------------------|--------------------|------------------|-------------------|-------------------|
|                                      | 2026 | -                               | -                     | -                           | 47,191           | -                                | -                  | 190,112          | 237,303           |                   |
| Dokova & Dokov for Future Foundation | 2025 | -                               | -                     | -                           | 145,000          | -                                | -                  | -                | 145,000           | <b>275,000</b>    |
|                                      | 2026 | -                               | -                     | -                           | 130,000          | -                                | -                  | -                | 130,000           |                   |
| Foundation for Access to Rights      | 2025 | -                               | 48,866                | -                           | -                | -                                | -                  | -                | 48,866            | <b>97,732</b>     |
|                                      | 2026 | -                               | 48,866                | -                           | -                | -                                | -                  | -                | 48,866            |                   |
| Foundation Zapochvam Otnachalo       | 2025 | -                               | -                     | -                           | -                | 720,000                          | -                  | -                | 720,000           | <b>1,320,000</b>  |
|                                      | 2026 | -                               | -                     | -                           | -                | 600,000                          | -                  | -                | 600,000           |                   |
| Open Bulgaria                        | 2025 | -                               | 10,630                | 5,300                       | -                | -                                | -                  | -                | 15,930            | <b>34,700</b>     |
|                                      | 2026 | -                               | 12,870                | 5,900                       | -                | -                                | -                  | -                | 18,770            |                   |
| Ravda Assistance Community           | 2025 | 9,700                           | 7,000                 | 3,300                       | 7,200            | -                                | 8,300              | -                | 35,500            | <b>74,200</b>     |
|                                      | 2026 | 10,500                          | 7,400                 | 3,000                       | 8,000            | -                                | 9,800              | -                | 38,700            |                   |
| Svitlyachok                          | 2025 | -                               | -                     | -                           | 46,000           | -                                | -                  | -                | 46,000            | <b>88,000</b>     |
|                                      | 2026 | -                               | -                     | -                           | 42,000           | -                                | -                  | -                | 42,000            |                   |
| <b>Total</b>                         |      | <b>14,921,200</b>               | <b>4,742,784</b>      | <b>1,794,300</b>            | <b>5,978,761</b> | <b>10,235,978</b>                | <b>11,594,100</b>  | <b>7,369,224</b> | <b>56,636,347</b> | <b>56,636,347</b> |

## RRP Monitoring Framework

| Sector  | Indicator                                     | Target  |               |               |
|---|---|---|---------------|---------------|
|   |   | 2025  | 2026          |               |
|    | Protection                                    | # of individuals who have been supported in accessing protection services   | <b>35,000</b> | <b>35,000</b> |
|   | Child Protection                              | # of children provided with child protection services   | <b>30,000</b> | <b>30,000</b> |
|   | Gender-Based Violence                         | # of people who benefitted from specialized GBV programmes  | <b>12,000</b> | <b>6,500</b>  |
|   | Protection from Sexual Exploitation and Abuse | # of PSEA network members, partner personnel and staff members of stakeholders involved in the refugee response trained on SEA risk mitigation, prevention and response | <b>120</b>    | <b>120</b>    |
|    | Education                                     | # of children and youth supported with education programming (includes support to enrol in formal and non-formal)   | <b>16,000</b> | <b>12,000</b> |
|    | Health and Nutrition                          | # of individuals supported in accessing health services   | <b>35,000</b> | <b>65,500</b> |
|   | Health and Nutrition                          | # of health care providers trained to provide services to refugees  | <b>1,470</b>  | <b>1,470</b>  |
|   | Mental Health and Psychosocial Support        | # of individuals participating in MHPSS services and activities   | <b>11,500</b> | <b>12,100</b> |
|  | Livelihoods and Economic Inclusion            | # of individuals who benefitted from livelihoods and economic inclusion interventions   | <b>19,250</b> | <b>21,000</b> |
|  | Basic Needs                                   | # of individuals who received assistance for basic needs  | <b>20,000</b> | <b>20,000</b> |

COUNTRY CHAPTER

# CZECH REPUBLIC



# > At a Glance

## Country Planned Response (January 2025 - December 2025)



**400,000**

refugee population planned for assistance



**41.1M**

total financial requirements in USD



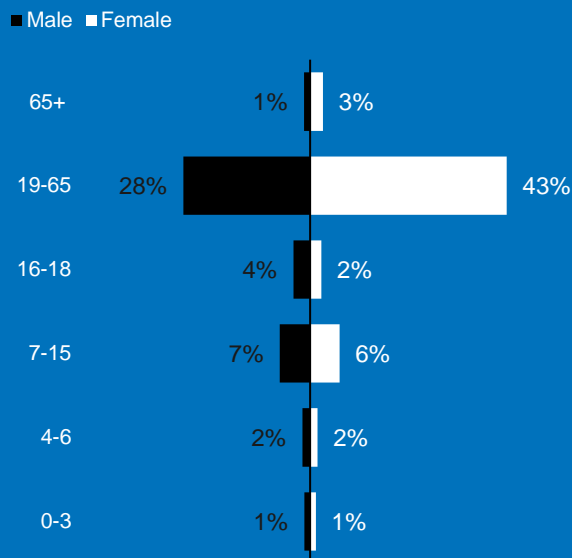
**27**

RRP partners

### Population planning figures

|                    | CURRENT POPULATION AS OF DECEMBER 2024 | POPULATION PLANNED FOR ASSISTANCE |        |
|--------------------|--|-----------------------------------|--------|
|                    |  | YEAR 1                            | YEAR 2 |
| Refugee Population | 389,363                                | 400,000                           | -      |

### Age and gender breakdown<sup>38</sup>



**10%**

People with disabilities<sup>39</sup>



**58%**

Women and girls<sup>40</sup>



**42%**

Men and boys



**25%**

Children

<sup>38</sup> Ministry of Interior, Czech Republic

<sup>39</sup> SEIS 2024, UNHCR. Please note that the UNHCR SEIS report is based on interviews with 1,200 refugees households, providing valuable insights but its methodology did not aim for statistical representativeness.

<sup>40</sup> Ministry of Interior, Czech Republic

## Part 1: Current Situation

### Situation Overview

The Czech Republic continues to host one of the largest populations displaced by the war in Ukraine, predominantly composed of women and children.<sup>41</sup> The Czech Republic hosts the highest number of refugees from Ukraine per capita in the EU and ranks third in total number of refugees after Germany and Poland.<sup>42</sup> Between January and March 2024, for the second time, the government has successfully re-registered refugees within its borders, providing an updated understanding of their numbers, vulnerabilities, and specific needs.

From the outset, the Czech government has played an active role in supporting refugees from Ukraine, from establishing measures to meet their essential needs to further fostering inclusion. In January 2024, a new policy framework, Adaptation and Integration Priorities for TP Holders 2024+<sup>43</sup> (Priorities 2024+), was approved to strengthen these efforts and address emerging challenges. The Priorities 2024+ strategy outlines key areas of focus such as, improving access to decent housing and psycho-social support, prevention of labour exploitation, and physical and online security and combating misinformation that affects refugee communities.

In January 2024, the Czech Republic also enacted Lex Ukraine VI,<sup>44</sup> a legislative update aimed at refining support for Ukrainian refugees. This sixth amendment to the existing Lex Ukraine laws underscores the Czech government's targeted approach by prioritizing support for vulnerable groups<sup>45</sup> whilst enhancing self-sufficiency among refugees.<sup>46</sup> This focus enables tailored assistance, ensuring the most pressing needs are met. Additionally, Lex Ukraine VII is currently in preparation.<sup>47</sup> It will provide a possibility for economically self-sufficient refugees to gain a five-years-long residency permit.

The collaborative efforts among the Government and RRP partners for the effective realisation of the Government strategy Priorities 2024+ continue to provide a sustainable pathway for refugees as they navigate life in a new country. An agreed and well-managed mainstreaming of the support and programmes into the government social support network and phase-down of UN-led support during 2025 will promote the long-term predictability and sustainability of further assistance to refugees. Cooperation with refugee-led and community organizations is paramount and secures

---

<sup>41</sup> 57.7 per cent out of all TP holders are women, 25 per cent out of all TP holders are children under 18. Link: [Statistika v souvislosti s válkou na Ukrajině - archiv 2024 - Ministerstvo vnitra České republiky](#)

<sup>42</sup> The Czech Republic hosts the highest number of refugees from Ukraine per capita in the EU and ranks third in total number of refugees after Germany and Poland. Link: [Situation Ukraine Refugee Situation](#)

<sup>43</sup> The Government strategy Priorities 2024+ is not accessible online.

<sup>44</sup> Acts No. 64-66/2022 Coll. on certain measures in connection with the armed conflict on the territory of Ukraine caused by the invasion of the Russian Federation troops

<sup>45</sup> Children under 18, students under 26, parents with a child under 6 (one parent per child), pregnant women, refugees 65+ and refugees with disabilities are defined as vulnerable by Lex Ukraine.

<sup>46</sup> Lex Ukraine VI limited the right to cost-free humanitarian accommodation to 90 days after arrival. This rule is applicable equally to vulnerable groups of refugees who previously benefitted from cost-free accommodation if they could not cover accommodation costs themselves.

<sup>47</sup> <https://www.psp.cz/sqw/historie.sqw?o=9&t=727>

that refugees and community leaders are directly involved in designing sustainable solutions as empowered actors.

## Risks and Needs

Inclusion of refugees from Ukraine into Czech society has been largely successful, with the government providing support in housing, employment, education, and healthcare. At the moment, the Government is focused on addressing certain gaps, particularly in long-term solutions. RRP partners are determined to collaborate with the Government to pave the way for a responsible, and sustainable transition out of the RRP by the end of 2025.

Refugees of all age groups report challenges in finding affordable and adequate housing.<sup>48</sup> Several reports show a positive trend: refugee households (57 per cent) residing in self-arranged accommodations are steadily increasing<sup>49</sup> while numbers of refugees living in collective facilities have significantly dropped.<sup>50</sup> However, a significant percentage of refugee households face financial strain, and 15 per cent have reported difficulties in paying rent on time.<sup>51</sup> The high costs and limited availability of housing underscore the need for sustainable, affordable options.

Access to legal and decent employment is crucial. Several reports suggest that refugees who were able to join the workforce have already done so, as the number of refugees in working-age currently employed (79 per cent) is substantial.<sup>52</sup> However, nearly 15 per cent are in informal jobs without contractual agreements, increasing their vulnerability to exploitation.<sup>53</sup> Additionally, a lack of recognized qualifications and limited Czech language proficiency hamper access to stable, skilled positions. Refugees working in low-skilled jobs with limited social networks face heightened risks of exploitation, often worsened by the role of some employment agencies.<sup>54</sup> These agencies may charge workers high "placement fees," deduct significant amounts from their wages for housing or transportation, or fail to provide written contracts, leaving workers with little recourse if their rights are violated. Women in financially unstable positions might face additional risks, as economic insecurity can exacerbate their exposure to gender-based violence (GBV) within the domestic sphere, in the workplace, and beyond.

There are indications that the inclusion rate for school-aged children in the national education system of Czech Republic is strong, with increasing numbers of Ukrainian children enrolling in the education system.<sup>55</sup> Similarly, in the SEIS household survey of 2024, 91 per cent of responding

---

<sup>48</sup> [Protection Brief](#) from August 2024 on access to housing and other services.

<sup>49</sup> [MSNA 2023](#) and SEIS 2024. Similarly, PAQ Research in its [report from February 2024](#) states that 70 per cent of refugees reside in rental housing.

<sup>50</sup> The number of TP holders residing in state-funded collective accommodation has significantly decreased due to changes in entitlements to cost-free accommodation under Lex Ukraine VI, dropping from 11,000 in August to just 762 in September. Source: Ministry of Interior Situation Reports.

<sup>51</sup> SEIS 2024

<sup>52</sup> SEIS 2024

<sup>53</sup> SEIS 2024

<sup>54</sup> Rumpík, V. Společenská smlouva nebo tichá dohoda? Zaměstnávání cizinců v plzeňském kraji. Dostupné z: <https://mintegration.zcu.cz/files/soubory/vystupy/Spolecenska-smlouva-nebo-ticha-dohoda-Zamestnavani-cizincu-v-Plzenskem-kraji.pdf>

<sup>55</sup> See data of the Ministry of Education, Youth and Sports as of 30 September 2024



households reported having children enrolled in Czech schools.<sup>56</sup> Nevertheless, a considerable number of children (26 per cent) continue to engage in remote learning from Ukraine while simultaneously attending school in the Czechia.<sup>57</sup> This dual engagement may place a significant burden on children, as they navigate the demands of two educational systems simultaneously.<sup>58</sup> Challenges persist particularly in high school enrolment and engagement of adolescents, particularly those over 13, where estimated enrolment rates are still lower than in primary. The Government is engaged in addressing the pressing need for both school-based and extracurricular programs that facilitate social inclusion, digital safety, and structured activities to build social cohesion and resilience among young refugees. Additionally, mental health and psychosocial support are essential, as many young refugees face stress and adjustment difficulties that impact their well-being.

In the area of healthcare, nearly all refugees are covered by health insurance, yet one in four households face barriers in accessing general practitioners and specialists.<sup>59</sup> Administrative and language barriers and a shortage of healthcare providers in specific regions limit effective access to care, especially for children and those with chronic conditions. Mental health support is also essential, with 21 per cent of households reporting at least one member experiencing psychosocial issues that impair daily functioning.<sup>60</sup> Barriers to accessing support include reluctance to seek help, language barriers, and limited capacity.<sup>61</sup>

Fostering language competence is crucial for the successful integration of refugees, especially in achieving higher language proficiency levels (B2/C1) that enable meaningful participation in society. Access to information is equally important. Recent data shows that 50 per cent of refugees report encountering barriers to obtaining information about their rights and state-provided support. This lack of information restricts their ability to make informed decisions about their lives. To address this gap, a diverse range of information and communication channels have been instituted by the Government and partners including in-person consultations, official websites, and social media platforms to disseminate information and counter disinformation. By improving language proficiency and streamlining access to information, the Czech Republic aims to strengthen refugees' inclusion, ensuring they are informed, connected, and empowered members of society.

## Part 2: Country Response and Solutions Strategy

### Country Strategic Objectives

In close cooperation with the Government, the RRP partners will continue their dedicated efforts to support alternative pathways, to streamline services within the government systems and to foster

---

<sup>56</sup> SEIS 2024

<sup>57</sup> SEIS 2024

<sup>58</sup> SEIS 2024

<sup>59</sup> SEIS 2024

<sup>60</sup> SEIS 2024

<sup>61</sup> SEIS 2024

paths for refugees' sustainable inclusion, while also strengthening social cohesion. All activities will be aligned with existing policies and endorsed by competent Government actors to ensure maximum synergy and avoid duplication. These initiatives prioritize transitioning refugees to affordable, long-term housing and integrating them into host communities through local programs.

The RRP's priorities include offering psychosocial support, preventing gender-based violence, and training personnel in crime prevention, all aimed at fostering a safe environment. Child protection case management and social work with children and families are vital to these efforts, as is the training and promotion of intercultural work which bridges cultural gaps. Strengthening access to education and expanding language courses are also essential, enabling refugees to navigate Czech society more independently and confidently. Through these targeted measures, RRP partners and the government are working to create a supportive framework for refugees.

**Strategic Objective 1: Support Czech Republic to ensure that refugees have continued access to protection, legal status, and rights, with a particular focus on groups in vulnerable situations and including age, gender and diversity considerations.**

Through strengthened partnerships with both governmental and non-governmental entities, RRP partners will foster a supportive environment for refugees to access legal status, exercise their rights, and access information on rights and protection services, including legal aid and psychosocial support. The strategy also emphasizes effective communication with refugees, providing them with accurate and up-to-date information while gathering and addressing community feedback. This comprehensive approach will seek to enhance the protection and well-being of refugees and ensure their unhindered access to rights and services.

**Strategic Objective 2: Support Czech Republic in their efforts to include refugees in national systems – decent work, social protection, health, education, child protection services – with a particular focus on outreach and inclusion of vulnerable groups and including, age gender and disability considerations.**

The strategy prioritizes the well-being and dignity of refugees by addressing their specific needs and vulnerabilities, including children and adolescents, unaccompanied children, older refugees, refugees with disabilities or chronic medical conditions, single-parent families, survivors of gender-based violence, trafficking and smuggling, people experiencing trauma and other vulnerable individuals. It involves personalized assessments, referrals to specialized services such as medical and mental health and psychosocial support, or the direct provision of specialized services when necessary. These supporting services are carefully coordinated with the government to safeguard their sustainability and where possible, they are gradually streamlined into the government's frameworks.

### **Strategic Objective 3: Strengthen social cohesion between refugee communities and their hosts in Czech Republic.**

Fostering social cohesion between refugees and host communities is crucial. This involves initiatives that encourage understanding, cooperation, and mutual respect, bridging cultural divides and promoting unity. Efforts include supporting local organizations, including refugee-led organizations, and intercultural work. Combatting misinformation and disinformation is a priority, as these can fuel misunderstandings and tensions. In close cooperation and coordination, RRP partners will also raise awareness and share accurate information to help counter false narratives and dispel stereotypes. Besides that, preventive measures such as community projects, awareness-raising and information campaigns are essential. RRP partners, in close cooperation with municipalities, will also train social and community workers to sensitively handle incidents and provide early interventions in cases of discrimination or violence to mitigate tensions and avoid escalation.

### **Strategic Objective 4: Advance the localization of the response, by supporting national and local civil society, municipalities and local authorities, and coordination structures, as well as sharing and building capacities and supporting sustainable responses.**

RRP partners, together with the government, will focus on the progressive integration of refugee support mechanisms into national frameworks and enhancing the long-term sustainability of services. The RRP prioritizes capacity-building for local institutions, organizations, and communities to effectively address the needs of refugees while fostering their inclusion in existing systems. This approach ensures continuity in the support provided to refugees while reducing reliance on external interventions, aligning with the overarching goal of promoting self-reliance and resilience within host communities. During 2025 this will gradually phase out the need for the RRP by streamlining services into government systems and fostering local capacities to deliver sustainable support for refugees.

## **Sectoral Responses**

### **Cross-Cutting Priorities of the RRP**

- Accountability to Affected Populations
- Age, Gender and Diversity (AGD)
- Protection from Sexual Exploitation and Abuse (PSEA)
- One-Refugee Approach
- Sustainability
- Government Ownership

*Read more in the Regional Overview p.20*

## PROTECTION



RRP partners, in coordination and collaboration with the Czech government, aim to ensure access to legal status and associated rights. A core activity will be disseminating timely, relevant information—particularly regarding legislative updates and procedural changes—to keep communities well-informed of their rights and responsibilities.

To support vulnerable groups, RRP partners will offer legal aid and direct support, focusing predominantly on cases where labour exploitation, trafficking, accommodation-related or other rights violations might pose risks. Additionally, preventive measures will address and mitigate protection risks through awareness campaigns and targeted interventions such as crime prevention and anti-trafficking trainings for field social workers and NGOs.

Recognizing the importance of community engagement at the local level, RRP partners will collaborate closely with refugee-led and community organizations, empowering them in their leadership and as advocates within the integration process. A monitoring system, including broader surveys as well as targeted focus groups, will also be in place, continuously assessing the protection environment and identifying needs as they evolve. The monitoring system, alongside legal support, trainings, and information dissemination will help maintain a safe and accessible protection environment that upholds the rights and dignity of all refugees and counter any misinformation and disinformation.

### Sub-sector: Gender-Based Violence (GBV)



In close cooperation and coordination with concerned government institutions, RRP partners will engage in initiatives to prevent, mitigate risks and respond to gender-based violence (GBV). Prevention efforts will include raising awareness about the power dynamics and different categories, forms and definitions of GBV, dispelling harmful stereotypes about victims and perpetrators, and promoting mental health support, particularly for men facing challenges with anger management, violent behaviour and consequences from post-conflict trauma. This approach aims to reduce stigma around seeking help, encouraging healthier behavioural responses.

Special emphasis will be placed on education about digital safety, especially in group of adolescents aged 13 and above, to protect them against online harassment and exploitation. Further emphasis is placed on women's empowerment by mitigating economic vulnerabilities and exploitation among refugee women and girls by offering vocational training, education courses (Coursera Social Impact) and income-generating opportunities, aiming at greater autonomy, emancipation and self-reliance. Advocacy for improved working conditions, preventing sexual harassment at the workplace, awareness of workers' rights, and partnerships with employers will be instrumental.

To promote timely assistance to survivors, RRP partners will provide clear information about available services and established referral pathways, facilitating access to legal aid and psychosocial

support. This multi-layered approach is designed to build a responsive and supportive environment, ensuring that survivors have the resources needed to recover and rebuild safely.

### Sub-sector: Child Protection



RRP partners will continue the focus on protection and well-being of refugee children, adolescents and youth, with an emphasis on safeguarding the most vulnerable groups, including unaccompanied and separated children. To address identified needs, comprehensive support will include enhanced outreach, mental health and psychosocial support, and case management services. Special attention will be given to mitigating GBV risks, protecting youth from precarious labour conditions, and ensuring access to alternative care arrangements for vulnerable unaccompanied or separated children.

Holistic protection services need to be supported across all regions in the Czech Republic, while equipping frontline workers, social workers, and professionals engaging with Ukrainian youth with the skills and tools to respond effectively (e.g. through local integration centres for foreigners). An integrated framework for preventing and responding to child labour exploitation needs to be established through coordinated efforts between civil society organizations and the Czech Government. The focus will be on developing tools to optimize resources, protecting youth by enhancing their understanding of their rights, building resilience, and establishing stronger protection networks.

## EDUCATION



RRP partners in close cooperation with the Czech Government will continue to support enrolment into the national education system and quality learning for refugee children and youth. Specific support will be provided to adolescents and youth on their enrolment and smooth transition to secondary education, while also providing them with skills building opportunities through non-formal education for their development and future transition to decent employment.

For children and adolescents to learn and thrive, this will include promoting and mainstreaming inclusive education through in-service education and training of Czech and Ukrainian pedagogical staff, psychologists and career counsellors in primary and secondary schools. Safe and inclusive learning environments in schools will be strengthened through implementation of mental health and psychosocial support services, anti-bullying and violence prevention programmes. Adolescents' skills development will be further accelerated through non-formal education. Refugee families and children, including new arrivals and out-of-school children, will be provided with information and guidance on navigating education system and learning pathways in the Czech Republic. Methodological support will be provided to the few remaining Ukrainian-only classes and districts with higher numbers of out of school children.

Youth, especially those not in education, employment, or training (NEETs), face critical challenges.<sup>62</sup> Addressing their needs aligns with government priorities, emphasizing their importance in fostering societal and economic resilience. Targeted support programs and skills training could help NEETs transition successfully into the workforce or educational pathways.

---

## LIVELIHOODS AND ECONOMIC INCLUSION



RRP partners will focus on creating sustainable housing solutions for refugees, facilitating their further transition from emergency accommodations to long-term, stable housing. Support includes individualized counselling and collaboration with the government on policies that prioritize dignified housing aligned with national objectives. To support economic integration, RRP partners will assist refugees in entering the labour market by facilitating the recognition of foreign qualifications, providing language support and up-skilling or re-skilling opportunities, and promoting awareness of ethical recruitment standards to ensure fair treatment and protect against labour exploitation.

RRP partners will also bolster locally-led social integration efforts, such as volunteer programs and community-based projects, to enhance cohesion between refugees and host communities. By strengthening local capacities, such as Ukrainian community centres and diaspora organizations, these efforts aim to foster positive community perceptions and support social cohesion. To address varied needs, RRP will expand mobile social work teams and outreach services, delivering tailored support, especially to unaccompanied children and youth, in alignment with government-led response goals.

---

## PUBLIC HEALTH AND NUTRITION



RRP partners will prioritize health support, focusing on mental health, inclusion in the national health system, and disease prevention, in alignment with priorities defined by the Czech government. A central focus is the integration of displaced Ukrainian healthcare professionals into the Czech healthcare system, strengthening local capacities and ensuring that the cultural and linguistic needs of refugees are met. This integration not only enhances healthcare delivery but also provides employment opportunities for displaced professionals, fostering social cohesion.

Additionally, specific attention is given to the needs of older people and those with direct war experience and their families, preparing the Czech healthcare system to address trauma-related conditions, rehabilitation, and other specialized care. Training for healthcare providers and frontline workers is aimed at improving their capacity to support these unique needs, ensuring a holistic

---

<sup>62</sup> According to SEIS, 6 per cent of 16-24-year-olds fall in this category, while UNICEF reports 16 per cent of 15-19-year-olds as NEETs

approach to the physical and mental health of people with direct war experience and their dependents.

Partners will also address critical public health challenges, such as outbreak response, prevention of serious infectious diseases and the prevention of antimicrobial resistance. Primary healthcare services and healthy aging initiatives ensure a comprehensive approach to the well-being of the refugee population.

System strengthening for public health remains a key priority, enhancing preparedness and resilience of the healthcare system. Risk communication and community engagement efforts will tackle vaccine hesitancy and improve health literacy among both refugees and host communities, supporting a more informed and resilient population.

---

## SUB-SECTOR: MENTAL HEALTH AND PSYCHOSOCIAL SUPPORT (MHPSS)



MHPSS remains a priority area for RRP partners and the Czech Government across the different sectors of the Ukraine refugee response. Key focus areas include raising awareness among refugees about available mental health services, improving access to them and strengthening the national system. Efforts also will focus on strengthening social cohesion and integration by building the capacity of community MHPSS services in educational facilities, establishing psychosocial support for older adults and children with disabilities, training practitioners in scalable interventions, and providing direct services to conflict -affected populations. Additional priorities include addressing men’s mental health needs, offering family-focused supportive activities, and empowering refugees to take an active role in the provision of accessible, community-based MHPSS initiatives, particularly to overcome language barriers.

Equally important is the establishment and strengthening of monitoring and evaluation mechanisms to assess the effectiveness of these initiatives.

---

## BASIC NEEDS



Basic needs aid in the Czech Republic is designed to complement government assistance by addressing the basic needs of the most vulnerable refugee groups, including those who may not qualify for state support. The legislative framework governing temporary protection status in the Czech Republic establishes a reliable foundation for meeting essential needs like housing, food, and healthcare, which are crucial for refugees' well-being. However, gaps in basic need aid can also be filled by community-based initiatives such as food banks, furniture banks, and charity shops, which provide resources like groceries, household essentials, and affordable clothing. These grassroots activities create additional safety nets, ensuring that even those who may not fully benefit from government support receive the assistance necessary to maintain a dignified standard of living. These activities aim to strengthen this framework further, targeting support for particularly at-risk groups to prevent

premature or unsafe returns due to unmet needs.

### **SUPPORTING REFUGEES CHILDREN AND YOUTH 13+**

RRP partners will support refugee children and youth aged 13+ by enhancing language skills to facilitate re-entry into school or keep them engaged in educational programs. For those 15 and older who may not return to formal schooling, supervised vocational training and other education courses and programs will be established, providing practical skills for employment. Additionally, mental health support will be accessible to help them manage the challenges of displacement and integration. Digital skills training will also be included, preparing children and youth for safe online interactions and, eventually, the modern workforce. Community activities will further encourage social integration, fostering a sense of belonging and resilience among refugee children and youth, while provisions will be made to ensure that they are able to access regular school education in full.

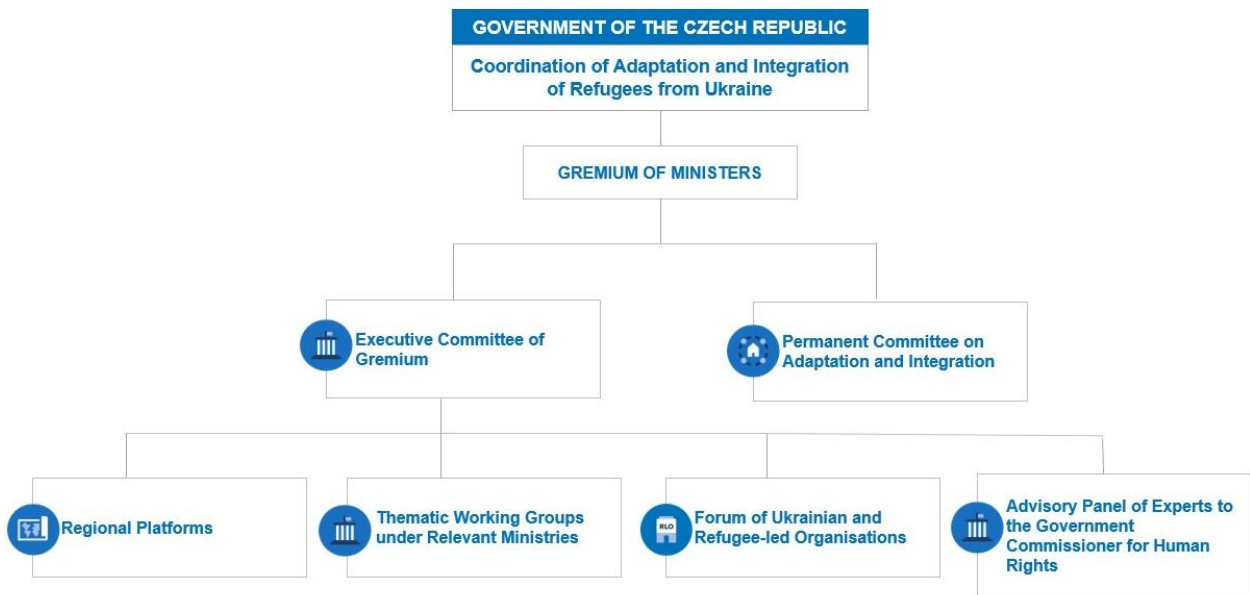
## **Partnership and Coordination**

In the Czech Republic, the government plays a central role in coordinating the adaptation and integration of refugees from Ukraine. In January 2024, the Gremium of Ministers was established to overview implementation of the governmental strategy Priorities 2024+. This body of ministers guides strategic planning, while the Executive Committee, led by the Human Rights Commissioner, handles the day-to-day execution of these policies. Additionally, the Permanent Committee on Adaptation and Integration with UN Agencies coordinates, oversees and endorses the activities of UN agencies to ensure complementarity with existing sectoral priorities and instruments.

The RRP partners continue to play an important role in complementing the government's efforts, particularly for addressing needs of vulnerable refugees who do not qualify for the government support. In 2025, the RRP network will showcase an extensive collaboration with 27 partners, evidencing the persistent demand for continuous support. Apart from UN agencies, this network includes both established civil society organizations and newly created community and refugee-led organizations, creating a balanced approach to addressing needs across various sectors. These partners bring invaluable insights, offering a clear understanding of on-the-ground needs and enabling tailored responses to support refugees effectively. Through this coordinated approach, the government and RRP partners collectively foster a holistic inclusion environment, ensuring sustainable support for Ukrainian refugees.



## Country Coordination Structure



## Part 3: Inter-Agency Financial Requirements

### Budget summary by type at country level

| PARTNER TYPE               | FINANCIAL REQUIREMENTS IN USD |          |                   |
|----------------------------|-------------------------------|----------|-------------------|
|                            | 2025                          | 2026     | TOTAL             |
| <b>UN agencies</b>         | 35,860,006                    | -        | 35,860,006        |
| <b>National NGOs</b>       | 5,264,162                     | -        | 5,264,162         |
| Refugee-led organizations* | 820,668                       | -        | 820,668           |
| Woman-led organizations*   | 789,690                       | -        | 789,690           |
| <b>TOTAL</b>               | <b>41,124,168</b>             | <b>-</b> | <b>56,216,348</b> |

\* One organization can be classified in multiple sub-categories (women-led, refugee-led, faith-based, etc.), the individual sub-categories can therefore not be added to arrive at the total.

Notes: This list only includes appealing organizations under the RRP, many of which also collaborate with implementing partners additional to those listed here.

### Budget summary by sector at country level








\* Includes Child Protection and Gender-Based Violence



| Partner  | Year | Protection (excluding CP & GBV) | Child Protection (CP) | Gender-Based Violence (GBV) | Education        | Livelihoods & Economic Inclusion | Health & Nutrition | Basic Needs    | Total in US\$     | TOTAL             |
|--|------|---------------------------------|-----------------------|-----------------------------|------------------|----------------------------------|--------------------|----------------|-------------------|-------------------|
| Organizace pro pomoc uprchlíkům / Organization for Aid to Refugees   | 2025 | 290,000                         | 170,000               | -                           | -                | 282,500                          | -                  | -              | 742,500           | 742,500           |
|  | 2026 | -                               | -                     | -                           | -                | -                                | -                  | -              | -                 | -                 |
| Poradna pro integraci / The Counselling Centre for Integration   | 2025 | -                               | -                     | -                           | -                | 43,188                           | -                  | 7,772          | 50,960            | 50,960            |
|  | 2026 | -                               | -                     | -                           | -                | -                                | -                  | -              | -                 | -                 |
| Prague Pride   | 2025 | 15,000                          | -                     | -                           | -                | -                                | -                  | -              | 15,000            | 15,000            |
|  | 2026 | -                               | -                     | -                           | -                | -                                | -                  | -              | -                 | -                 |
| proFem   | 2025 | -                               | -                     | 43,000                      | -                | -                                | -                  | -              | 43,000            | 43,000            |
|  | 2026 | -                               | -                     | -                           | -                | -                                | -                  | -              | -                 | -                 |
| ProUA z.s.   | 2025 | -                               | -                     | -                           | 6,000            | 10,000                           | -                  | -              | 16,000            | 16,000            |
|  | 2026 | -                               | -                     | -                           | -                | -                                | -                  | -              | -                 | -                 |
| Regionální ukrajinský spolek ve Východních Čechách / Regional Ukrainian Association in Eastern Bohemia     | 2025 | -                               | -                     | -                           | 145,827          | 20,000                           | -                  | -              | 165,827           | 165,827           |
|  | 2026 | -                               | -                     | -                           | -                | -                                | -                  | -              | -                 | -                 |
| Romodrom   | 2025 | -                               | -                     | -                           | -                | 323,652                          | -                  | -              | 323,652           | 323,652           |
|  | 2026 | -                               | -                     | -                           | -                | -                                | -                  | -              | -                 | -                 |
| Rozmluva z. s.   | 2025 | 73,680                          | -                     | 13,000                      | 73,680           | -                                | 73,680             | -              | 234,040           | 234,040           |
|  | 2026 | -                               | -                     | -                           | -                | -                                | -                  | -              | -                 | -                 |
| Ščedryk, společenství Ukrajinců Olomouckého kraje / Ščedryk, community of Ukrainians of the Olomouc region | 2025 | 3,000                           | 9,200                 | -                           | 13,100           | 5,000                            | 10,000             | -              | 40,300            | 40,300            |
|  | 2026 | -                               | -                     | -                           | -                | -                                | -                  | -              | -                 | -                 |
| Sdružení pro integraci a migraci / Association for Integration and Migration                               | 2025 | 180,000                         | -                     | 44,000                      | 70,000           | 180,000                          | 44,000             | -              | 518,000           | 518,000           |
|  | 2026 | -                               | -                     | -                           | -                | -                                | -                  | -              | -                 | -                 |
| Slovo 21   | 2025 | -                               | -                     | -                           | -                | 174,860                          | -                  | -              | 174,860           | 174,860           |
|  | 2026 | -                               | -                     | -                           | -                | -                                | -                  | -              | -                 | -                 |
| Society for All  | 2025 | 100,600                         | -                     | -                           | 201,100          | -                                | -                  | -              | 301,700           | 301,700           |
|  | 2026 | -                               | -                     | -                           | -                | -                                | -                  | -              | -                 | -                 |
| Spolek Ukrajinců a jejich přátel na Mariánskolázeňsku, z.s   | 2025 | -                               | -                     | -                           | 7,000            | 5,000                            | -                  | -              | 12,000            | 12,000            |
|  | 2026 | -                               | -                     | -                           | -                | -                                | -                  | -              | -                 | -                 |
| Spolek Ukrajinců ve Znojmě / Association of Ukrainians in Znojmo   | 2025 | -                               | -                     | -                           | 15,000           | 10,000                           | -                  | -              | 25,000            | 25,000            |
|  | 2026 | -                               | -                     | -                           | -                | -                                | -                  | -              | -                 | -                 |
| <b>Total</b>   |      | <b>6,938,710</b>                | <b>4,240,741</b>      | <b>1,814,060</b>            | <b>9,154,048</b> | <b>11,435,156</b>                | <b>7,427,680</b>   | <b>113,772</b> | <b>41,124,167</b> | <b>41,124,167</b> |

## RRP Monitoring Framework

| Sector  |   | Indicator   | Target         |
|---|---|---|----------------|
|  | Protection                                    | # of individuals who have been supported in accessing protection services   | <b>80,000</b>  |
|   | Child Protection                              | # of children provided with child protection services   | <b>30,000</b>  |
|   | Gender-Based Violence                         | # of individuals who benefitted from GBV programmes   | <b>30,000</b>  |
|   | Protection from Sexual Exploitation and Abuse | # of individuals trained on PSEA risk mitigation, prevention, and response  | <b>200</b>     |
|  | Education                                     | # of children and youth supported with education programming (includes support to enrol in formal and non-formal) | <b>40,000</b>  |
|  | Health and Nutrition                          | # of individuals supported to access health services  | <b>50,000</b>  |
|   | Health and Nutrition                          | # of health care providers trained to provide services to refugees  | <b>150</b>     |
|   | Mental Health and Psychosocial Support        | # of individuals participating in MHPSS services and activities   | <b>25,000</b>  |
|  | Livelihoods and Economic Inclusion            | # of individuals who benefitted from livelihoods and economic inclusion interventions                             | <b>150,000</b> |
|  | Basic Needs                                   | # of individuals who received assistance for basic needs  | <b>5,000</b>   |

COUNTRY CHAPTER

# ESTONIA



# > At a Glance

## Country Planned Response (January 2025 - December 2026)



**37,000**

refugee population planned for assistance



**11.7M**

total financial requirements in USD



**8**

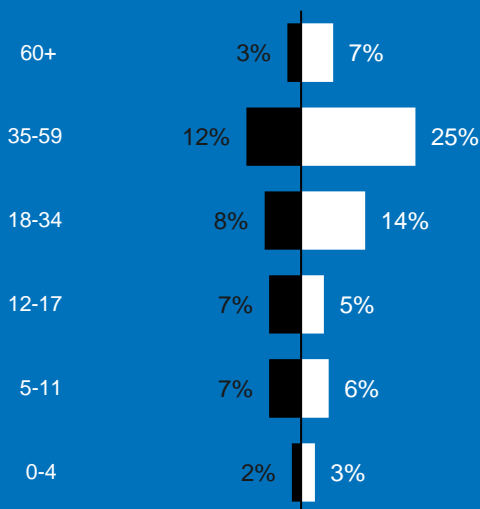
RRP partners

### Population planning figures

|                    | CURRENT POPULATION AS OF DECEMBER 2024 | POPULATION PLANNED FOR ASSISTANCE |        |
|--------------------|--|-----------------------------------|--------|
|                    |  | YEAR 1                            | YEAR 2 |
| Refugee Population | 37,413                                 | 37,000                            | 37,000 |

### Age and gender breakdown

■ Male ■ Female



**5%**

People with disabilities



**60%**

Women and girls



**40%**

Men and boys



**31%**

Children

## Part 1: Current Situation

### Situation Overview

Since February 2022, Estonia has received a relatively high number of refugees from Ukraine with some 55,000 registered for temporary protection with municipalities throughout the country. While some have moved on, there are currently almost 35,000 of these people with valid temporary protection status. In addition, there are more than 6,000 subsidiary protection holders from Ukraine. Together, these numbers represent about 3 per cent of the entire population.

In the Ukraine refugee response, the Government of Estonia aims to mainstream refugees from Ukraine into the national social support and protection framework in Estonia, ensuring that refugees are provided with the appropriate conditions to achieve self-sufficiency and independence, and creating conditions for refugees to integrate into Estonian society while maintaining ties with the Ukrainian language and culture.

While there is a well-coordinated response from Government and civil society, refugees are still encountering difficulties in fully supporting themselves and their families. To address these challenges, RRP partners in Estonia will continue their efforts through 2025-2026, working alongside Government initiatives to support refugees from Ukraine. Given the small number of partners operating in Estonia, there are no specific sectors established. Therefore, key activities will be structured around the four strategic objectives of this plan.

### Country Risks and Needs

In 2024, UNHCR conducted a Socio-Economic Insights Survey and led workshops with refugees, NGO and Government partners to assess refugees' key needs in Estonia, revealing ongoing challenges across protection, education, livelihood and healthcare.

Data shows that 93 per cent of refugees from Ukraine feel safe and almost 77 per cent have good relations with the host community in Estonia. Despite that, 39 per cent of households reported that they have at some point experienced hostile behaviour or attitudes from the local population, including verbal aggression and discrimination, particularly in employment and housing. Community fatigue and media coverage contribute to negative stereotypes, which increase tensions between locals and refugees.

Amid the prolonged war, four-fifths of refugees from Ukraine consider staying in Estonia for the next 12 months.<sup>63</sup> They put more efforts into learning Estonian (almost 58 per cent have attended Estonian language courses) and are looking for stable and decent employment.

---

<sup>63</sup> SEIS 2024



The majority of school-age refugees from Ukraine, around 9,000, go to Estonian schools.<sup>64</sup> Education, however, poses challenges for Ukrainian children, many of whom struggle with limited proficiency in Estonian. Older students face pressure to learn the language quickly to continue their studies. Some students are attending school both in Estonia and online in Ukraine, adding to their stress, while incidents of bullying further impact their experience. Education for children is a priority for many families, with more than 10 per cent identifying it as a key need.

Language barriers restrict employment opportunities, confining many refugees to low-skilled roles. Fear of losing current jobs discourages upskilling efforts, and available language courses are often scarce or have long wait times. Refugees, particularly single parents, struggle to attend these courses due to work and childcare responsibilities, while vulnerable groups face additional barriers in accessing online resources. Employment and livelihoods support is a priority for 32.3 per cent of households, while 33 per cent emphasize the need for language courses. Although nearly all refugees have a health insurance (91 per cent), healthcare access remains a critical need with more than one in ten refugees facing constraints in accessing care (12 per cent).<sup>65</sup> Registration requirements sometimes create barriers. In addition, Estonia's healthcare system faces general issues like long waiting times and limited specialized services. Stigma around mental health also deters many refugees from seeking necessary psychosocial support, though mental health needs are substantial. Overall, 21.7 per cent of refugee households highlight healthcare access as a priority, with 6.5 per cent seeking psychosocial support.

## Part 2: Country Response and Solutions Strategy

### Strategic Objectives and Cross-Sectoral Responses

Given the small number of partners operating in Estonia, specific sectors are not established. Therefore, the collective cross sectoral response of RRP partner activities will be structured around the four strategic objectives as outlined below and aligned with government priorities. Further details of the specific activities which will be undertaken by each partner are provided in the partner activities table.

#### **Strategic Objective 1: Support Estonia to ensure that refugees have continued access to protection, legal status, and rights, with a particular focus on vulnerable groups, and including age and gender considerations.**

In 2025 and 2026, UNHCR and partners in Estonia will conduct a range of protection related activities to support refugees. These will include protection monitoring to identify risks and challenges faced by refugees, alongside advocacy efforts with Government authorities to address

---

<sup>64</sup> According to data shared by the Ministry of Education of Estonia in September 2024, a total of 9,020 school-age refugees from Ukraine are registered in the Estonian Education Information System.

<sup>65</sup> SEIS 2024

systemic issues. By addressing systemic issues identified through protection monitoring and advocacy, partners aim to enhance Estonia's refugee response system, making it more inclusive and responsive to the diverse needs of refugees. Community empowerment initiatives will focus on strengthening refugee resilience, while various counselling services will provide consultations and information on protection status, citizenship, work permits, health insurance and children's rights.

Additionally, partners will provide basic needs services, temporary accommodation and multi-purpose cash assistance for the most vulnerable refugees and those transiting through Estonia who are not applying for temporary protection in the country. These efforts will ensure that refugees with specific needs are referred to appropriate services and informed about available resources and the conditions for obtaining and extending Temporary Protection. Legal counselling and information provision will facilitate effective access to legal status, protection and rights for refugees.

**Strategic Objective 2: Support Estonia in their efforts to include refugees in national systems – decent work, social protection, health, education, child protection services – with a particular focus on outreach and inclusion of vulnerable groups and including, age gender and disability considerations.**

Partners in Estonia will implement activities to promote refugee inclusion in national systems in line with UNHCR's Sustainable Response Strategy for refugee inclusion. These efforts will support labour market integration by providing legal assistance and consultations on work permits, contracts, health insurance and employment opportunities, along with information on the risks of labour exploitation, human trafficking and discrimination. Training programmes will focus on enhancing employability and self-reliance through job-related and digital skills training, language courses and entrepreneurship support for various age groups. To improve healthcare access, partners will provide information on the Estonian healthcare system and implement targeted public health interventions to facilitate refugees' access to necessary care. Community-building events and outreach activities will foster inclusion within host communities and raise awareness among refugees about their rights and available services. Child protection will be prioritized through programmes to prevent violence, maintain safe environments for children and raise awareness of children's rights. Protection monitoring will assess inclusion processes, while advocacy with relevant authorities will address systemic issues that hinder inclusion.

**Strategic Objective 3: Strengthen social cohesion between refugee communities and their hosts in Estonia.**

UNHCR and partners in Estonia will implement activities to strengthen social cohesion between refugees and host communities. Efforts will focus on enhancing interaction, particularly among young refugees, through civic engagement initiatives involving Estonian youth. These programmes will create opportunities for mutual learning and perspective exchanges to build stronger connections.

Cultural adaptation and integration programmes will support refugee inclusion, with activities aimed at refugee children and youth. Focused inclusion activities with an MHPSS component will address

emotional well-being to facilitate smoother integration of vulnerable groups of refugees, in cooperation with grassroots partners and municipalities.

Youth camps and cultural exchange events will bring together refugee and host community youth, fostering trust through shared experiences. Training programmes for Estonian education workers will equip teachers with materials and knowledge to address refugee-related topics, promoting understanding within schools. Upskilling programmes will enhance human capital development in partnership with Estonian employers, alongside educational trainings, seminars and workshops to support both native and host-country language learning for adults.

These efforts aim to promote social cohesion by building stronger connections between refugee and host communities, and fostering mutual understanding, tolerance and acceptance coexistence.

**Strategic Objective 4: Advance the localization of the response in Estonia, by supporting national and local civil society, municipalities and local authorities, and coordination structures, as well as sharing and building capacities and supporting sustainable programming.**

The RRP for the Ukraine situation aims to foster a whole-of-society, inter-agency approach to ensure an effective response. In Estonia, UNHCR and partners will coordinate activities that complement Government efforts, emphasizing localization through capacity-building among national and local actors.

UNHCR will empower partners to lead assistance delivery while providing capacity-building support to enhance their ability to respond to the needs of refugees. Partners will work to strengthen legal protection mechanisms, ensuring refugees have access to their rights and available services, while promoting knowledge-sharing with Government authorities to address protection gaps. Additionally, protection monitoring and evidence-based advocacy will be employed to improve access to and quality of services for refugees. Localization efforts will facilitate the economic integration of refugees and support the adaptation of refugee children to the Estonian school system.

By engaging national and local actors through capacity-building activities and consultations, UNHCR and partners aim to advance localization, creating a more sustainable and effective response to the challenges faced by refugees in Estonia.

## Cross-Cutting Priorities of the RRP

- Accountability to Affected Populations
- Age, Gender and Diversity (AGD)
- Protection from Sexual Exploitation and Abuse (PSEA)
- One-Refugee Approach
- Sustainability
- Government Ownership

*Read more in the Regional Overview p.20*

## Partnership and Coordination

In Estonia, the Government's aim has been to enable equal access to standard state services for refugees from Ukrainian as for Estonian residents. The RRP has been developed by partners in coordination with the Estonian Government, complementing these services.

Coordination and information-sharing mechanisms developed for the refugee crisis have also been integrated into standard coordination and information sharing practices between Ministries.

NGOs Roundtable of Refugee Organizations, led by the Estonian Refugee Council, will continue to ensure coordination and work towards aligning advocacy messaging among NGOs. In Tallinn, where the majority of refugees are residing, the Tallinn Migration Centre also holds regular meetings between NGOs, the Police and Border Guard Board and other relevant authorities. Given the small number of partners operating in Estonia, one RRP coordination body will continue to coordinate and advance RRP objectives in lieu of establishing specific sector coordination groups. Co-chaired by UNHCR and the Estonian Refugee Council, the coordination body also includes a broad range of representatives of NGOs, relevant state authorities, including the Ministry of the Interior, Ministry of Social Affairs and the Social Insurance Board.

Through this mechanism, partners' resource mobilisation activities will be supported using information management tools to strengthen visibility and donor engagement on behalf of RRP partners, including refugee-led organizations. UNHCR will also facilitate government and civil society interactions and exchanges as needed on specific topics such as conducting needs assessments and supporting planning activities.

## Country Coordination Structure



## Part 3: Inter-Agency Financial Requirements

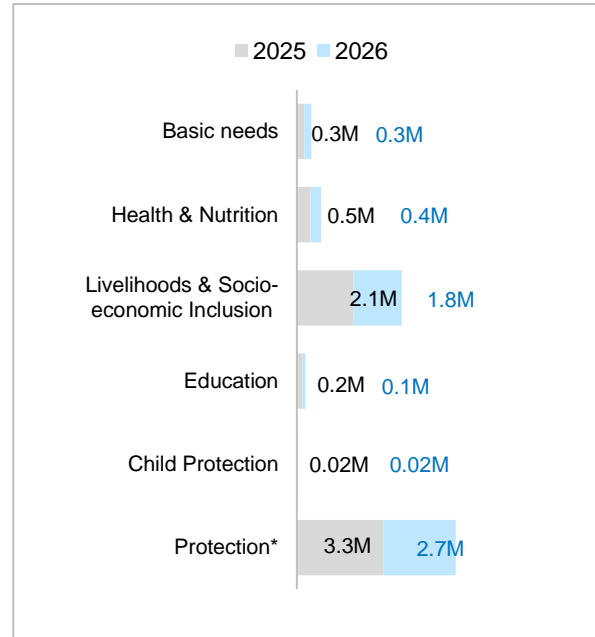
### Budget summary by type at country level

| PARTNER TYPE               | FINANCIAL REQUIREMENTS IN USD |                  |                   |
|----------------------------|-------------------------------|------------------|-------------------|
|                            | 2025                          | 2026             | TOTAL             |
| <b>UN agencies</b>         | 4,368,185                     | 3,903,813        | 8,271,998         |
| <b>National NGOs</b>       | 487,051                       | 160,000          | 647,051           |
| Refugee-led organizations* | 80,000                        | 80,000           | 160,000           |
| Woman-led organizations*   | 160,000                       | 160,000          | 320,000           |
| <b>International NGOs</b>  | 1,575,721                     | 1,575,721        | 2,798,518         |
| <b>TOTAL</b>               | <b>6,430,957</b>              | <b>5,286,610</b> | <b>11,717,567</b> |

\* One organization can be classified in multiple sub-categories (women-led, refugee-led, faith-based, etc.), the individual sub-categories can therefore not be added to arrive at the total.

Notes: This list only includes appealing organizations under the RRP, many of which also collaborate with implementing partners additional to those listed here.

### Budget summary by sector at country level








\* Includes Child Protection

## Budget summary by partner at the country level

| Partner  | Year | Protection (excluding CP & GBV) | Child Protection (CP) | Gender-Based Violence (GBV) | Education      | Livelihoods & Economic Inclusion | Health & Nutrition | Basic Needs    | Total in US\$     | TOTAL             |
|--|------|---------------------------------|-----------------------|-----------------------------|----------------|----------------------------------|--------------------|----------------|-------------------|-------------------|
| <b>UN Agencies</b>                                       |      |                                 |                       |                             |                |                                  |                    |                |                   |                   |
| UN International Organization for Migration              | 2025 | 504,477                         | -                     | -                           | -              | 733,252                          | 269,837            | 287,434        | 1,795,000         | <b>3,630,000</b>  |
|  | 2026 | 572,707                         | -                     | -                           | -              | 730,493                          | 268,822            | 262,978        | 1,835,000         |                   |
| UN World Health Organization                             | 2025 | -                               | -                     | -                           | -              | -                                | 100,000            | -              | 100,000           | <b>200,000</b>    |
|  | 2026 | -                               | -                     | -                           | -              | -                                | 100,000            | -              | 100,000           |                   |
| United Nations High Commissioner for Refugees            | 2025 | 1,585,177                       | -                     | -                           | -              | 888,008                          | -                  | -              | 2,473,185         | <b>4,441,998</b>  |
|  | 2026 | 1,261,902                       | -                     | -                           | -              | 706,911                          | -                  | -              | 1,968,813         |                   |
| <b>National NGOs</b>                                     |      |                                 |                       |                             |                |                                  |                    |                |                   |                   |
| Estonia Human Rights Centre                              | 2025 | 22,219                          | -                     | -                           | 62,494         | -                                | -                  | -              | 84,713            | <b>84,713</b>     |
|  | 2026 | -                               | -                     | -                           | -              | -                                | -                  | -              | -                 |                   |
| NGO Mondo  | 2025 | -                               | -                     | -                           | 55,000         | 61,000                           | 126,337            | -              | 242,337           | <b>242,337</b>    |
|  | 2026 | -                               | -                     | -                           | -              | -                                | -                  | -              | -                 |                   |
| SA Ukraina sõjapõgenike psühhosotsiaals e kriisiabi fond | 2025 | -                               | -                     | -                           | 80,000         | -                                | -                  | -              | 80,000            | <b>160,000</b>    |
|  | 2026 | -                               | -                     | -                           | 80,000         | -                                | -                  | -              | 80,000            |                   |
| Ukrainian Center   | 2025 | 20,000                          | 15,000                | -                           | 25,000         | -                                | 20,000             | -              | 80,000            | <b>160,000</b>    |
|  | 2026 | 20,000                          | 15,000                | -                           | 25,000         | -                                | 20,000             | -              | 80,000            |                   |
| <b>International NGOs</b>                                |      |                                 |                       |                             |                |                                  |                    |                |                   |                   |
| e-Governance Academy                                     | 2025 | 47,225                          | -                     | -                           | -              | -                                | -                  | -              | 47,225            | <b>47,225</b>     |
|  | 2026 | -                               | -                     | -                           | -              | -                                | -                  | -              | -                 |                   |
| Estonian Refugee Council                                 | 2025 | 1,068,496                       | -                     | -                           | -              | 460,000                          | -                  | -              | 1,528,496         | <b>2,751,293</b>  |
|  | 2026 | 854,797                         | -                     | -                           | -              | 368,000                          | -                  | -              | 1,222,797         |                   |
| <b>Total</b>   |      | <b>5,957,000</b>                | <b>30,000</b>         | <b>-</b>                    | <b>327,494</b> | <b>3,947,664</b>                 | <b>904,996</b>     | <b>550,412</b> | <b>11,717,566</b> | <b>11,717,566</b> |

## RRP Monitoring Framework

| Sector   | Indicator                              | Target   |               |               |
|--|--|--|---------------|---------------|
|  |  | YEAR 1   | YEAR 2        |               |
|   | Protection                             | # of individuals who have been supported in accessing protection services                                | <b>18,525</b> | <b>18,030</b> |
|  | Child Protection                       | # of children provided with child protection services  | <b>100</b>    | <b>100</b>    |
|   | Education                              | # of children and youth supported with education programming   | <b>950</b>    | <b>550</b>    |
|  | Education                              | # of education personnel trained or receiving support to better respond to the needs of refugee learners | <b>100</b>    |               |
|   | Health and Nutrition                   | # of individuals supported to access health services   | <b>15,896</b> | <b>10,896</b> |
|  | Health and Nutrition                   | # of health care providers trained to provide services to refugees                                       | <b>100</b>    | <b>100</b>    |
|  | Mental Health and Psychosocial Support | # of individuals participating in MHPSS services and activities  | <b>2,500</b>  | <b>50</b>     |
|   | Livelihoods and Economic Inclusion     | # of individuals who benefitted from livelihoods and economic inclusion interventions                    | <b>4,385</b>  | <b>4,253</b>  |
|  | Basic Needs                            | # of individuals who received assistance for basic needs   | <b>824</b>    | <b>771</b>    |



COUNTRY CHAPTER

# HUNGARY



# > At a Glance

## Country Planned Response (January 2025 - December 2026)



**80,000**

refugee population planned for assistance



**41.2M**

total financial requirements in USD



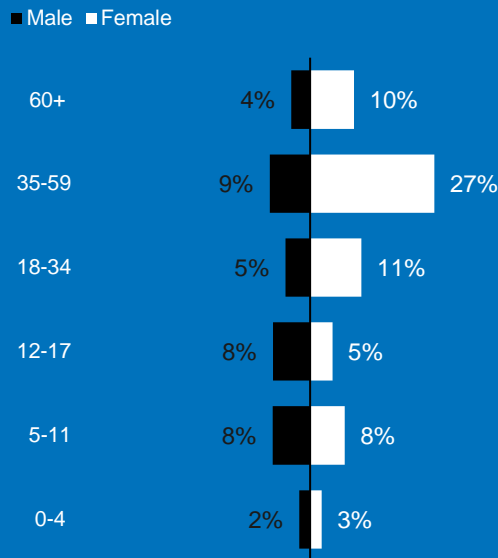
**29**

RRP partners

### Population planning figures

|                    | CURRENT POPULATION AS<br>OF OCTOBER 2024 | POPULATION PLANNED FOR ASSISTANCE<br><i>(including people in transit)</i> |        |
|--------------------|--|---|--------|
|                    |  | YEAR 1  | YEAR 2 |
| Refugee Population | 61,469                                   | 80,000  | 80,000 |

### Age and gender breakdown



**5%**

People with disabilities



**63%**

Women and girls



**37%**

Men and boys



**34%**

Children

## Part 1: Current Situation

Since 2022, over 47,000 refugees have applied for Temporary Protection. A significant number of refugees have also chosen to reside on the territory under other forms of legal stay, including residents permits.<sup>66</sup> With five land border crossings, the country remains a critical entry point for people fleeing the conflict in Ukraine, including Hungarian dual nationals. Compared to earlier periods, the pace of new arrivals has nevertheless stabilized with approximately 700 new Temporary Protection applications per month in 2024.<sup>67</sup>

Temporary Protection status in Hungary, renewed annually by the government, grants refugees access to essential services like healthcare, education, employment, and financial support. Over time, the government's support has shifted from broad-based assistance for all arrivals to targeted aid, with a focus on self-reliance and access to work.

The majority of refugees in Hungary have now been displaced for over two years and continue to navigate the complexities of socio-economic inclusion, such as adapting to the local language, finding stable housing, accessing healthcare, and securing decent employment.<sup>68</sup> For many, the process remains complex, and despite visible progress in inclusion, significant financial and non-financial challenges persist.

The Hungary Refugee Response Plan has evolved over the years to meet refugees' needs, transitioning from an initial focus on immediate relief for new arrivals to a longer-term strategy focused on sustainable protection and socio-economic inclusion. This two-year appeal emphasizes programs that foster refugees' inclusion in Hungarian society, build stable livelihoods, while complementing state assistance for the most vulnerable families. By prioritizing inclusion, this two-year RRP showcases partners' commitment to enhancing resilience among refugees, in coordination with government actors and local service providers.

### Country Risks and Needs

Like in other RRP countries, the majority of Temporary Protection holders from Ukraine in Hungary are women and children. According to the Socio-Economic Insights Survey,<sup>69</sup> in Hungary, 61 per cent of refugee households are led by women, with 40 per cent headed by single mothers with children. Many of the refugee households face compounding vulnerabilities: nearly half include members with chronic illnesses, one in four include older individuals over 60 and one in ten have family members with disabilities.

As the displacement period extends, access to social protection and inclusion measures has become increasingly important, particularly for vulnerable groups. While several specific and

---

<sup>67</sup> Data as of September 30, 2024. The current population figure under the population planning figures includes the active TP, residence permit and international and national protection holders. Ukrainians who are present on the territory through the 90 – day visa free regime and dual nationals are not reflected in these figures.

<sup>68</sup> [Operational Data Portal, Hungary.](#)

<sup>69</sup> [Hungary: Socio-Economic Insights Survey 2024.](#)

targeted support measures are available to Temporary Protection holders,<sup>70</sup> they currently have limited access to the mainstream social welfare programs, impacting the provision of comprehensive support for children at risk, older people and people with disabilities.<sup>71</sup>

With children comprising one-third of the refugee population, preventive child protection services and early intervention are essential to identify and address protection needs while supporting children's overall well-being. Language barriers continue to hamper enrolment and active participation of refugee children in Hungarian schools,<sup>72</sup> affecting long-term inclusion prospects in particular for older students. Many refugee children and youth remain engaged in remote learning of the Ukrainian curriculum in some form which for many creates unmanageable additional workloads when they attend the Hungarian national education system. Bullying in schools represents another concern.

Similarly, refugees in Hungary also continue to face significant employment and economic inclusion challenges. Although many refugees are employed, a large proportion are employed in sectors such as services, manufacturing, and construction, in positions with precarious contracting modalities and modest wages, with average earnings lower than what is required to achieve financial stability. Securing employment remains an issue for a number of refugees, particularly those with caregiving responsibilities. Financial hardship is widespread, with over one in three refugee families at risk of poverty. Many rely on temporary income sources, such as remittances or short-term contracts. In approximately half of the households, social benefits also provide some financial relief.<sup>73</sup>

As more refugee families transition from collective shelters to private accommodation, housing stability remains a challenge, particularly for larger families, members of minority groups, older refugees, and those with disabilities. With rental costs rising across the country, affordable housing options for refugees remain limited overall. While some refugees are now covering rent independently, almost half continue to require supplementary support to maintain stable housing arrangements.<sup>74</sup> Housing for individuals and families in crisis situations has become increasingly scarce.

Access to health care was identified as the leading priority need by 37 per cent of respondents in the SEIS 2024, more than double compared to the regional average. While 81 per cent reported having a health insurance, over one in five refugees with health needs faces barriers to medical care due to language issues, long wait times, and difficulties accessing subsidized care. These barriers disproportionately affect women, people with a disability and chronic diseases. Similar

---

<sup>70</sup> These include amongst other regular subsistence allowance, which amounts to HUF 22,800 per month for adults and HUF 13,700 per month for children, under specific conditions (e.g., being registered as a jobseeker); enrolment in the national health insurance scheme; access to sick pay ("táppénz" in Hungarian); maternity allowances to TP holders (for children born starting from 2024); social benefits for refugee students, such as free meals. Refugees that have secured employment may also receive, under certain circumstances, additional benefit such as "housing allowance for employed beneficiaries" or tax benefits for those under the age of 25.

<sup>71</sup> For example the welfare services planned for nationals under the Social Act, the Family Support Act, the Disability Act, or the Child Protection Act.

<sup>72</sup> Children beneficiaries of temporary protection enrolled in Hungarian public schools may benefit of up to 5 lessons a week in individual preparation (Hungarian language learning, remedial catch-up education in different subjects)

<sup>73</sup> [Hungary: Socio-Economic Insights Survey 2024](#).

<sup>74</sup> Ibid.

barriers exist in accessing mental healthcare, coupled with stigma associated to mental health conditions, leading many to limit their support network to peer or community support. Healthcare costs become more significant for families with people with disabilities, older refugees, and refugees with chronic medical conditions. They often must rely on limited remittances, social protection, and humanitarian assistance to cover the costs, as their members are less likely to work due to their specific conditions or caretaking responsibilities. To overcome barriers, two out of five households returned to seek health care in Ukraine, the second highest reason for returns after visiting relatives.

Finally, building ties with the host community and deeper connections remains challenging for many despite overall positive host community interactions. Nearly one in five refugees report experiencing some form of hostility, mainly due to their refugee status; this is the lowest rate across RRP countries but is nonetheless on the rise. Strengthening social inclusion, especially for youth, school-aged Ukrainians, and older refugees, and trust-building initiatives are essential to support inclusion programs.

## Part 2: Country Response and Solutions Strategy

### Country Strategic Objectives

**Strategic Objective 1: Support Hungary to ensure that refugees have continued access to protection, legal status, and rights, with a particular focus on groups in vulnerable situations and including age, gender and diversity considerations.**

Refugees, particularly vulnerable refugees, require a robust protection environment for successful inclusion and access to rights. This includes continued access to legal certainty and rights (whether through application of obligations under the Temporary Protection Directive or other legal status) broadened access to mainstream protection mechanisms and the continued provision of targeted support to overcome specific needs associated with displacement. To achieve these objectives, partners will work to support the Government of Hungary by providing complementary services, evidence-based advocacy, information dissemination and opportunities for two-way communication. On the ground, partners will actively continue their efforts to identify and support, through referral, service provision and case management, individuals requiring specialized services as well as the broader refugee community.

**Strategic Objective 2: Support Hungary in their efforts to include refugees in national systems – decent work, social protection, health, education, child protection services – with a particular focus on outreach and inclusion of vulnerable groups and including, age, gender and disability considerations.**

Under this objective, RRP actors aim to further enhance the effective inclusion of Ukrainian refugees in Hungary. Building on initiatives from previous years, the strategy focuses on promoting policies, activities and actions designed to improve access to decent employment, education, healthcare, including mental health services, and affordable housing. Actions will focus on reducing common access barriers through enhanced provision of language learning opportunities, information dissemination, individual case management and policy innovations, and on promoting opportunities for self-reliance and adequate work. In parallel, coordination with national authorities, actors will also seek the effective inclusion of refugees in national social protection schemes, ensuring the most vulnerable are not left behind.

### **Strategic Objective 3: Strengthen social cohesion between refugee communities and their hosts in Hungary.**

To support the social integration of refugees in Hungary, it remains essential to foster mutual understanding and trust, building on prior initiatives. Given the ongoing displacement, the focus will be on strengthening connections between refugees and host communities through community events, shared activities, clear information dissemination, and inclusive transparent programming. Efforts will emphasize promoting mutual understanding, addressing cultural and communication barriers, and responding to instances of social discrimination, when they arise. This objective prioritizes community-building initiatives such as dialogue platforms, joint social and cultural events, and engagement programs for youth and older refugees that connect them with peers, neighbours, and resources within host communities and the diaspora. Community engagement will continue as a core aspect of social cohesion initiatives. Over the next two years, partners will work to challenge stereotypes and reduce social isolation for vulnerable groups through targeted awareness campaigns and inclusive participation in local events. Creating opportunities for positive interactions reduces potential tensions and promotes lasting integration.

### **Strategic Objective 4: Advance the localization of the response in Hungary, by supporting national and local civil society, municipalities and local authorities, and coordination structures, as well as sharing and building capacities and supporting sustainable responses.**

Sustainability is a cornerstone of this fourth RRP for Hungary, which focuses on identifying long-term interventions to strengthen the resilience of refugees amid ongoing displacement, persistent needs, and decreasing humanitarian funding. As the response on the ground evolves, so do the mechanisms and actors involved in delivering and coordinating interventions. All RRP actors – including local civil society, community-based organizations, refugee-led groups, and faith-based organizations – will collaborate closely with national authorities and international partners to ensure a coordinated, sustainable response designed with long-term solutions in mind. This approach draws on local expertise, refugee voices, and established best practices. By aligning efforts, fostering sustainable mechanisms, and sharing knowledge, actors aim to support a sustainable evolution of the refugee response, and identify long-lasting solutions.

## Sectoral Responses

### Cross-Cutting Priorities of the RRP

- Accountability to Affected Populations
- Age, Gender and Diversity (AGD)
- Protection from Sexual Exploitation and Abuse (PSEA)
- One-Refugee Approach
- Sustainability
- Government Ownership

*Read more in the Regional Overview p.20*

## PROTECTION

RRP partners are dedicated to maintaining a protective environment by supporting national protection systems, advocating for the inclusion of refugees, and embedding protection considerations throughout all sectors. Ongoing advocacy and collaboration with authorities at all levels will ensure refugees can access territory, legal status, and fundamental rights without discrimination. Addressing practical barriers to the enjoyment of rights by refugees – including but not limited to insufficient awareness of refugees’ rights and entitlements by service providers, accessibility for people with disabilities, language barriers and administrative hurdles – remains essential in facilitating access. Regular consultations with refugees will continue as an essential tool to monitor changing needs and barriers to accessing services.

The inclusion of refugees into national systems, particularly social protection, remains a priority. Cooperation with government departments and coordination with local service providers will continue, complemented by direct service provision such as case management, legal assistance, referrals, and targeted financial support. Over the next two years, strong engagement with grassroots organizations – including community-based, refugee-led, and women-led groups – will further strengthen the provision of protection services.

Finally, dissemination of information in multiple languages and formats, accessible to older refugees, refugees with disabilities and those less at ease with modern technology, is essential for refugees to understand their rights and the services available to them. Robust two-way communication strategies will allow refugees to seek clarification and provide feedback. Coordinating with official government platforms is also crucial to maintain consistency, reliability, and wide reach of the information provision.

### Sub-sector: Gender-Based Violence (GBV)



In response to risks of gender-based violence (GBV), RRP partners will build upon the interagency referral pathways and systems developed and updated in previous years to ensure that survivors can safely access timely, survivor-centred multi-sectoral services. Coordinated efforts will continue to focus on accessible, targeted

information provision and raising-awareness interventions about available support services among community members, including GBV survivors, disseminating key messages regarding GBV prevention, and combating isolation and stigma. Additionally, continued capacity-building initiatives for key stakeholders will be prioritized, along with the sharing of best practices and further tailoring and adaptation of global GBV standards to the national context.

The engagement of government service providers, including healthcare and social services, remains central to the RRP strategy. In particular, special emphasis will be placed on improving access to safe shelters, healthcare, and mental health and psychosocial support, with referrals facilitated through community-based organizations. These initiatives aim to enhance resilience by offering survivors practical advice and localized solutions.

Finally, GBV risk mitigation activities will be integrated across all sector programs, guided by comprehensive risk assessments and safety audits conducted in partnership with RRP partners, including municipalities and GBV service providers. A gender lens will be applied to employment initiatives, supporting the economic empowerment of refugee families, integrating women into the labour market, and reducing reliance on harmful coping mechanisms.

### Sub-sector: Child Protection



Building on previous activities including capacity building for service providers, the promotion of national referral pathways for at-risk children, and the support to community-based child protection interventions, the focus of the RRP child protection strategy will be on integrating refugee children holding Temporary Protection status into Hungary's national child protection system. This approach aims to ensure that refugee children receive equal protection alongside Hungarian citizens and other beneficiaries of international protection. Advocacy will also focus on strengthening the mechanism for the prompt identification and protection of at-risk children, especially unaccompanied or separated, and on the removal of legal, administrative, and social barriers affecting the well-being of refugee children.

Over the next two years, RRP partners will work closely with Hungarian authorities to strengthen case management for children-at-risk and offer additional support, such as recreational activities, psychosocial support services, legal aid and parenting programs. Community-based psychosocial support will continue, expanding to further include children with special needs, emphasizing anti-bullying measures and flexible capacity-building initiatives. Continued strengthening of coordination among child protection agencies, supported by updated referral pathways, will facilitate faster and more efficient service delivery.

Finally, in coordination with government counterparts, comprehensive training will be provided to key stakeholders, including border guards, law enforcement, municipal staff, and professionals in the child welfare sector, healthcare, and education, to strengthen child protection oversight and the application of the regulatory framework for refugee children. Programmes and initiatives will prioritize the Best Interest of the Child principle, ensuring the well-being of refugee children is central to stakeholder actions and aligns with international child protection standards.



## EDUCATION



To support refugee children's participation in Hungarian schools, partners will seek to complement existing efforts to address standing key non-enrolment drivers, including language barriers. Targeted Hungarian language programs for students, translation of key documents and educational textbooks and materials, and cultural orientation sessions will ease integration, particularly for secondary school-age students who are experiencing higher non-enrolment rates.

Partners will also prioritize inclusive educational settings, enhance anti-bullying and discrimination efforts, and promote cultural integration to support students' mental health and well-being. Integrating mental health and psychosocial support in schools in cooperation with national authorities – through the promotion of on-site counselors, teacher training, safe spaces, and peer groups – will seek to support schools and students to address stress, combat bullying, and promote inclusion. Intercultural education initiatives will be implemented to foster mutual respect and encourage dialogue among students from diverse backgrounds.

For refugee students wanting to remain engaged in online and remote learning of the Ukrainian curriculum in addition to studying in Hungary schools, targeted support like academic tutoring, time management workshops, and digital resources will help facilitate specific educational demands. Additional attention will be paid to refugee youth, including NEETs (not employed, not in education and not in training), and higher education for refugees aged 16 to 24 years. Partners will support bridging programs, preparatory classes, mentorship, and online education options. The goal is to prioritize the inclusion of refugee children and youth into the national education system and academic continuity for refugee students in Hungary.

## LIVELIHOODS AND ECONOMIC INCLUSION



Partners will enhance access to employment via language training support, job counselling, paralegal assistance, and administrative guidance. Refugees will receive information on labour laws, grievance mechanisms, vocational training, language courses, and job-matching services aligned with market needs.

RRP partners will prioritize skills validation, information dissemination, and fostering inclusive hiring practices by working closely with employers. Partners will also engage with employers to further promote the inclusion of refugees in the workforce, with a focus on access to decent work and access to higher earning opportunities. In parallel, partners will work with government counterparts to identify opportunities for policy initiatives supporting refugee employment. Tailored support, including flexible work options and alternative care arrangements for dependents, will be key to enhance labour market opportunities for single women, caregivers, and individuals with disabilities or chronic health conditions.

Partners will focus on reducing barriers to housing for vulnerable profiles, especially older refugees, those with disabilities, and large families. This includes advocating for mechanisms to address high rental costs, including access to deposits that refugees often cannot pay upfront,

promoting openness towards refugees amongst landlords. Partners will also continue providing rental assistance to vulnerable families and expand advocacy efforts on access to affordable rental housing programs. Partners will work in close coordination with national authorities and municipalities on the emergence of new and innovative approaches to identify innovative models for affordable housing solutions with implementation potential. Finally, information on housing support and initiatives accessible to refugees, and on their rights and obligations regarding housing, will also be prioritized.

## PUBLIC HEALTH AND NUTRITION



The RRP public health response will focus on reducing existing barriers to healthcare for refugees in Hungary, supporting national authorities in improving access to primary and specialized healthcare, and addressing administrative barriers to the national health insurance scheme, while enhancing service providers' awareness on Temporary Protection entitlements. Building on previous efforts, workshops with healthcare providers will address barriers to care and gather insights for enhancing access to health services for refugees.

Addressing language barriers will remain a priority, as translation services in medical consultations are often limited. Cultural mediators may further support clear communication. Advocacy for bilingual medical certificates, especially for individuals with disabilities or chronic conditions, and translation of medical documents and healthcare guides will continue to be prioritized. Effective communication strategies will be essential, with provision of multilingual information in Ukrainian, Russian, and Hungarian to bridge knowledge gaps. In coordination with health authorities, partners will work to streamline referrals to healthcare providers and address administrative hurdles to accessing healthcare and subsidized medications. Expanded access to sexual and reproductive healthcare for refugees, in particular women and girls, will also be prioritized.

Finally, ensuring equitable access for refugees with chronic conditions or disabilities to specialized healthcare, including through financial support mechanisms, will reduce the risk of refugees delaying or limiting their visits to health professionals due to financial barriers. Collaborating with Ukrainian and Hungarian authorities and ensuring refugees' inclusion into mainstream support systems will be vital to support care continuity and certification recognition, where required.

### Sub-sector: Mental health and Psychosocial Support (MHPSS)



MHPSS programs will focus on supporting the national mental healthcare system by providing complementary resources, increasing accessibility, and promoting mechanisms to reduce language barriers. Campaigns and educational initiatives to raise awareness and reduce stigma around mental health and to encourage access and help-seeking behaviours within communities will also be promoted.

Key priorities for 2025-2026 will include providing targeted and customized MHPSS interventions for children and adults, including psychological support for survivors of violence, and strengthening referral systems to specialized mental healthcare services. In addition, public health systems will

be supported, for example through trainings for both health and non-health workforces, including in the education sector where mental health needs remain high.

Community-based MHPSS interventions will leverage community resources and connections to help alleviate feelings of anxiety, hopelessness, and isolation, while also addressing stigma around mental health and its services. Activities will include group support sessions, community events, and peer support networks that promote social cohesion. Local NGOs and civil society organizations offering MHPSS services will play a key role, ensuring that support is rooted in community understanding and geared towards sustainable impact.

---

## BASIC NEEDS



Despite a gradual reduction in complementary humanitarian and emergency support, basic needs remains an important sector within Hungary's RRP, with a focus on multipurpose cash and voucher assistance for highly vulnerable refugee families.

This support, complementing the state subsistence allowance, offers crucial financial assistance for low-income families to cover essential needs and reduces reliance on negative coping mechanisms. Cash assistance is temporary in nature and serves as a humanitarian bridge. It is provided in complement to efforts under other sectors, such as the promotion of labour market integration and access to national social protection schemes for vulnerable families, including those with disabilities, chronic health conditions, and older members. Although scaled back, limited food and non-food item distribution (e.g., clothing, hygiene supplies) will also continue, primarily as part of ongoing case management efforts.

In addition to financial support, short-term housing remains crucial, particularly for new arrivals, those in transit, and individuals at risk of eviction, often in need of immediate support. Under the RRP, partners will sustain limited capacity to complement existing national provision of immediate accommodation solutions. Partners will also work to identify referral opportunities for basic needs and connection to longer-term housing solutions for refugees in need of emergency shelter solutions. Finally, advocacy efforts for the sustainable provision of emergency housing for all refugees will continue.

## THE INVALUABLE ROLE OF REFUGEE-LED ORGANIZATIONS

Refugee-led organizations (RLOs) play a crucial role in the refugee response in Hungary and as such were active agents in the planning process.

RLOs indicate their key strengths and added value in the response lie in their deep understanding of how refugees' and migrants' needs change over time, their ability to communicate through a shared language and culture, and the trust that they have built with their peers. Additionally, their capacity to empower refugees and migrants as service providers and agents of positive change is a significant asset.

Despite these unique strengths, however, RLOs face significant challenges, including the lack of sustainable funding for grass-roots organizations, but also administrative and logistical obstacles, such as lack of office spaces staff shortages and language barriers. RLOs see their participation in the RRP as a key opportunity to strengthen partnerships, address funding challenges, and gain visibility for their activities in support of the response.

RLOs identify education, employment, and general protection (including legal assistance and support for vulnerable refugees) as priorities for 2025-2026. Among the key complementary interventions highlighted by RLOs are curricular and extra-curricular activities at all levels of education, the provision of more accessible information on complex administrative procedures (ranging from legal status to the recognition of Ukrainian diplomas and certifications), and support for working mothers.

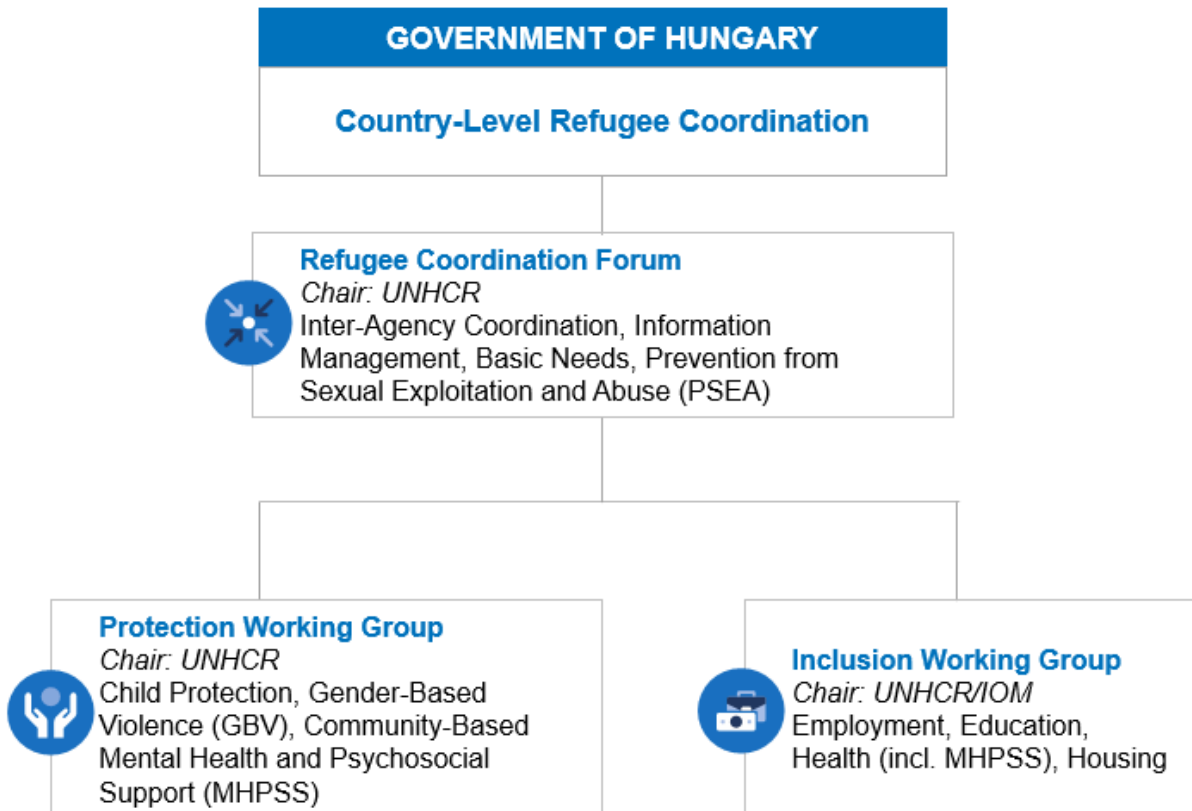
## Partnership and Coordination

Effective coordination, and engagement with national authorities at different levels – technical, ministerial, and local – is crucial for the implementation of a comprehensive and sustainable approach favouring the socio-economic inclusion of refugees in Hungary. As such, over the next two years, continued efforts will be made to ensure RRP partners work closely with government counterparts across all levels to identify sustainable solutions for refugees in Hungary, the sharing of good practices, and the exchange of information and perspectives. As provider of key socio-economic inclusion services, municipalities will be equally crucial and act as essential stakeholders in the coordinated response.

Similarly, localization remains central, with 22 out of 29 RRP partners being local organizations, including an increasing number of refugee-led organizations (RLOs) whose expertise enhances the collective response. In 2025-2026, the RRP will prioritize strengthening RLOs by supporting access to funding and advancing capacity-building, especially in areas such as project management. Additionally, the RRP seeks to expand support by engaging community-based organizations and enhancing participation of women-led, disability-focused, and grassroots groups.

With regards to coordination structures, a streamlined coordination mechanism, centred around the Refugee Coordination Forum (RCF), will be maintained, bringing partners together through technical working groups to enhance coordination, share best practices, and address challenges in protection – including child protection and GBV – and socio-economic inclusion.

## Country Coordination Structure



## Part 3: Inter-Agency Financial Requirements

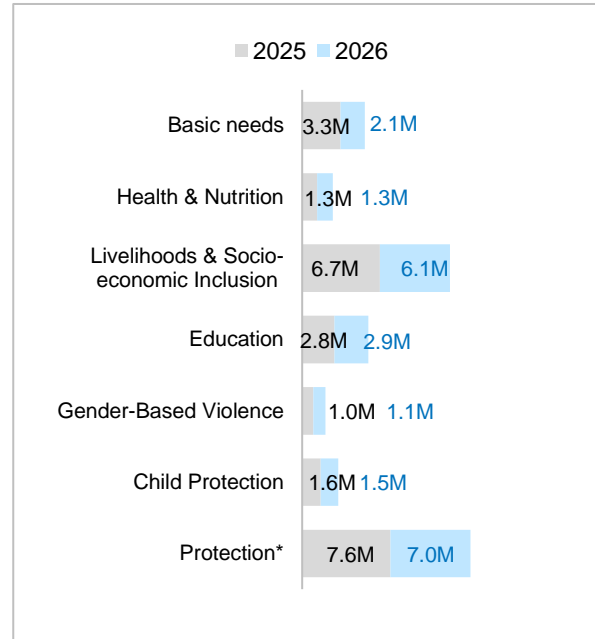
### Budget summary by type at country level

| PARTNER TYPE               | FINANCIAL REQUIREMENTS IN USD |                   |                   |
|----------------------------|-------------------------------|-------------------|-------------------|
|                            | 2025                          | 2026              | TOTAL             |
| <b>UN agencies</b>         | 15,184,583                    | 15,184,583        | 28,696,015        |
| <b>National NGOs</b>       | 5,334,907                     | 5,074,638         | 10,409,545        |
| Faith-based organizations  | 1,316,905                     | 765,000           | 2,081,905         |
| Refugee-led organizations* | 1,143,059                     | 964,000           | 2,107,059         |
| Women-led organizations*   | 340,207                       | 291,300           | 631,507           |
| <b>International NGOs</b>  | 1,081,000                     | 660,000           | 1,741,000         |
| Faith-based organizations  | 1,081,000                     | 660,000           | 1,741,000         |
| <b>Academia</b>            | 186,250                       | 186,250           | 372,500           |
| <b>Total</b>               | <b>21,786,740</b>             | <b>19,432,320</b> | <b>41,219,060</b> |

\* One organization can be classified in multiple sub-categories (women-led, refugee-led, faith-based, etc.), the individual sub-categories can therefore not be added to arrive at the total.

Notes: This list only includes appealing organizations under the RRP, many of which also collaborate with implementing partners additional to those listed here.

### Budget summary by sector at country level



\* Includes Child Protection and Gender-Based Violence

## Budget summary by partner at the country level






| Partner   | Year | Protection (excluding CP & GBV) | Child Protection (CP) | Gender-Based Violence (GBV) | Education | Livelihoods & Economic Inclusion | Health & Nutrition | Basic Needs | Total in US\$ | TOTAL             |
|---|------|---------------------------------|-----------------------|-----------------------------|-----------|----------------------------------|--------------------|-------------|---------------|-------------------|
| <b>UN Agencies</b>                                    |      |                                 |                       |                             |           |                                  |                    |             |               |                   |
| UN International Organization for Migration           | 2025 | 412,555                         | -                     | -                           | 453,811   | 2,114,347                        | 108,811            | 773,541     | 3,863,067     | <b>6,374,499</b>  |
|   | 2026 | 257,847                         | -                     | -                           | 360,986   | 1,598,653                        | 87,668             | 206,277     | 2,511,432     |                   |
| UN World Health Organization                          | 2025 | -                               | -                     | -                           | -         | -                                | 1,000,000          | -           | 1,000,000     | <b>2,000,000</b>  |
|   | 2026 | -                               | -                     | -                           | -         | -                                | 1,000,000          | -           | 1,000,000     |                   |
| United Nations High Commissioner for Refugees         | 2025 | 3,396,938                       | 865,601               | 865,601                     | 579,933   | 3,017,487                        | -                  | 1,595,955   | 10,321,515    | <b>20,321,515</b> |
|   | 2026 | 2,800,000                       | 1,000,000             | 1,000,000                   | 600,000   | 3,000,000                        | -                  | 1,600,000   | 10,000,000    |                   |
| <b>National NGOs</b>                                  |      |                                 |                       |                             |           |                                  |                    |             |               |                   |
| African Women Hungary Association                     | 2025 | 2,000                           | -                     | 2,800                       | 9,000     | 5,000                            | 2,500              | -           | 21,300        | <b>49,300</b>     |
|   | 2026 | 2,500                           | -                     | 3,200                       | 12,000    | 6,500                            | 3,800              | -           | 28,000        |                   |
| AKSEN Project   | 2025 | -                               | -                     | -                           | 8,907     | -                                | -                  | -           | 8,907         | <b>12,207</b>     |
|   | 2026 | -                               | -                     | -                           | 3,300     | -                                | -                  | -           | 3,300         |                   |
| Bona Fide Charitable Organization                     | 2025 | -                               | -                     | -                           | -         | 78,000                           | -                  | -           | 78,000        | <b>156,000</b>    |
|   | 2026 | -                               | -                     | -                           | -         | 78,000                           | -                  | -           | 78,000        |                   |
| Cordelia Foundation for the Rehab. of Torture Victims | 2025 | 235,967                         | -                     | -                           | -         | -                                | -                  | -           | 235,967       | <b>471,934</b>    |
|   | 2026 | 235,967                         | -                     | -                           | -         | -                                | -                  | -           | 235,967       |                   |
| Dévai Fogadó (formerly Mandák Ház)                    | 2025 | -                               | -                     | -                           | 30,000    | 10,000                           | 5,000              | 20,000      | 65,000        | <b>130,000</b>    |
|   | 2026 | -                               | -                     | -                           | 30,000    | 10,000                           | 5,000              | 20,000      | 65,000        |                   |
| House of Ukrainian Traditions                         | 2025 | -                               | -                     | -                           | 410,000   | -                                | -                  | -           | 410,000       | <b>860,000</b>    |
|   | 2026 | -                               | -                     | -                           | 450,000   | -                                | -                  | -           | 450,000       |                   |
| Hungarian Helsinki Committee                          | 2025 | 397,100                         | -                     | -                           | -         | -                                | -                  | -           | 397,100       | <b>830,300</b>    |
|   | 2026 | 433,200                         | -                     | -                           | -         | -                                | -                  | -           | 433,200       |                   |
| Hungarian Reformed Church Aid                         | 2025 | 100,000                         | 100,000               | 50,000                      | 200,000   | 250,000                          | -                  | -           | 700,000       | <b>1,400,000</b>  |
|   | 2026 | 100,000                         | 100,000               | 50,000                      | 200,000   | 250,000                          | -                  | -           | 700,000       |                   |
| Katolikus Karitás - Caritas Hungarica                 | 2025 | 5,815                           | -                     | -                           | -         | 26,159                           | 16,667             | 503,264     | 551,905       | <b>551,905</b>    |
|   | 2026 | -                               | -                     | -                           | -         | -                                | -                  | -           | -             |                   |
| LITERA Egyesület                                      | 2025 | 10,000                          | 15,000                | -                           | 25,000    | 20,000                           | -                  | 15,000      | 85,000        | <b>170,000</b>    |
|   | 2026 | 10,000                          | 15,000                | -                           | 25,000    | 20,000                           | -                  | 15,000      | 85,000        |                   |
| Magyarországi Terre des                               | 2025 | 63,074                          | 92,692                | -                           | 302,032   | 65,231                           | 126,261            | -           | 649,290       | <b>1,717,082</b>  |

| Partner   | Year | Protection (excluding CP & GBV) | Child Protection (CP) | Gender-Based Violence (GBV) | Education | Livelihoods & Economic Inclusion | Health & Nutrition | Basic Needs | Total in US\$ | TOTAL            |
|---|------|---------------------------------|-----------------------|-----------------------------|-----------|----------------------------------|--------------------|-------------|---------------|------------------|
| hommes Alapítvány 'Lausanne'                                      | 2026 | 100,083                         | 161,909               | -                           | 498,085   | 105,356                          | 202,359            | -           | 1,067,792     |                  |
| Menedék Hungarian Association for Migrants                        | 2025 | 209,225                         | 101,211               | -                           | 97,030    | 209,225                          | 2,817              | -           | 619,508       | <b>1,239,016</b> |
|   | 2026 | 209,225                         | 101,211               | -                           | 97,030    | 209,225                          | 2,817              | -           | 619,508       |                  |
| Menekültek Online Segítő Társasága (Refugee Help Digital Network) | 2025 | 30,000                          | -                     | -                           | -         | 15,000                           | 15,000             | -           | 60,000        | <b>95,000</b>    |
|   | 2026 | 10,000                          | -                     | -                           | -         | 15,000                           | 10,000             | -           | 35,000        |                  |
| Migrant Women Hungary Association (She4She)                       | 2025 | -                               | -                     | -                           | 25,000    | -                                | -                  | -           | 25,000        | <b>25,000</b>    |
|   | 2026 | -                               | -                     | -                           | -         | -                                | -                  | -           | -             |                  |
| Migration Aid   | 2025 | 17,000                          | 15,000                | -                           | -         | 160,000                          | -                  | -           | 192,000       | <b>384,000</b>   |
|   | 2026 | 17,000                          | 15,000                | -                           | -         | 160,000                          | -                  | -           | 192,000       |                  |
| Next Step Hungary Association                                     | 2025 | -                               | 1,863                 | 1,863                       | 28,411    | 95,475                           | -                  | 106,447     | 234,059       | <b>234,059</b>   |
|   | 2026 | -                               | -                     | -                           | -         | -                                | -                  | -           | -             |                  |
| Open Learning Initiative  | 2025 | -                               | -                     | -                           | 150,000   | 15,000                           | -                  | -           | 165,000       | <b>330,000</b>   |
|   | 2026 | -                               | -                     | -                           | 150,000   | 15,000                           | -                  | -           | 165,000       |                  |
| Parasolka   | 2025 | -                               | 30,000                | -                           | 70,000    | -                                | -                  | -           | 100,000       | <b>280,000</b>   |
|   | 2026 | -                               | 60,000                | -                           | 120,000   | -                                | -                  | -           | 180,000       |                  |
| Ukrainian Hope Association / Ukrán Remény Egyesület               | 2025 | -                               | -                     | -                           | 40,000    | -                                | -                  | -           | 40,000        | <b>80,000</b>    |
|   | 2026 | -                               | -                     | -                           | 40,000    | -                                | -                  | -           | 40,000        |                  |
| Ukrainian Refugee Education Centre Foundatio                      | 2025 | 5,000                           | 20,000                | -                           | 50,000    | -                                | 20,000             | 30,000      | 125,000       | <b>250,000</b>   |
|   | 2026 | 5,000                           | 20,000                | -                           | 50,000    | -                                | 20,000             | 30,000      | 125,000       |                  |
| United Way Hungary  | 2025 | 6,018                           | 3,000                 | -                           | 107,597   | 50,143                           | 7,388              | 6,725       | 180,871       | <b>361,742</b>   |
|   | 2026 | 6,018                           | 3,000                 | -                           | 107,597   | 50,143                           | 7,388              | 6,725       | 180,871       |                  |
| UNITY   | 2025 | -                               | 5,000                 | -                           | 80,000    | 15,000                           | -                  | -           | 100,000       | <b>200,000</b>   |
|   | 2026 | -                               | 5,000                 | -                           | 80,000    | 15,000                           | -                  | -           | 100,000       |                  |
| Vamos Foundation  | 2025 | 118,000                         | 55,000                | -                           | -         | 118,000                          | -                  | -           | 291,000       | <b>582,000</b>   |
|   | 2026 | 118,000                         | 55,000                | -                           | -         | 118,000                          | -                  | -           | 291,000       |                  |
| <b>International NGOs</b>   |      |                                 |                       |                             |           |                                  |                    |             |               |                  |
| Hungarian Baptist Aid   | 2025 | -                               | -                     | -                           | 10,000    | 300,000                          | -                  | 200,000     | 510,000       | <b>1,020,000</b> |
|   | 2026 | -                               | -                     | -                           | 10,000    | 300,000                          | -                  | 200,000     | 510,000       |                  |
| Hungarian Interchurch Aid   | 2025 | 90,000                          | 286,000               | 35,000                      | -         | 100,000                          | -                  | 60,000      | 571,000       | <b>721,000</b>   |
|   | 2026 | 60,000                          | -                     | -                           | -         | 60,000                           | -                  | 30,000      | 150,000       |                  |



| Partner                                 | Year | Protection (excluding CP & GBV) | Child Protection (CP) | Gender-Based Violence (GBV) | Education        | Livelihoods & Economic Inclusion | Health & Nutrition | Basic Needs      | Total in US\$     | TOTAL             |
|---|------|---------------------------------|-----------------------|-----------------------------|------------------|----------------------------------|--------------------|------------------|-------------------|-------------------|
| <b>Academia</b>                         |      |                                 |                       |                             |                  |                                  |                    |                  |                   |                   |
| Piarista Gimnázium / Piarista Gymnasium | 2025 | -                               | -                     | -                           | 115,000          | 71,250                           | -                  | -                | 186,250           | <b>372,500</b>    |
|   | 2026 | -                               | -                     | -                           | 115,000          | 71,250                           | -                  | -                | 186,250           |                   |
| <b>Total</b>                            |      | <b>9,463,532</b>                | <b>3,126,487</b>      | <b>2,008,464</b>            | <b>5,740,719</b> | <b>12,817,444</b>                | <b>2,643,476</b>   | <b>5,418,934</b> | <b>41,219,059</b> | <b>41,219,059</b> |

## RRP Monitoring Framework

| Sector  | Indicator                                     | 2025  | Target        |               |
|---|---|---|---------------|---------------|
|   |   | 2025  | 2026          |               |
|    | Protection                                    | # of individuals supported in accessing protection services                           | <b>18,600</b> | <b>16,800</b> |
|   | Child Protection                              | # of children provided with child protection services                                 | <b>4,500</b>  | <b>4,000</b>  |
|   | Gender-Based Violence                         | # of individuals who benefitted from GBV programs                                     | <b>3,600</b>  | <b>3,200</b>  |
|   | Gender-Based Violence                         | # of individuals trained on GBV prevention, response, and risk mitigation measures    | <b>200</b>    | <b>200</b>    |
|   | Protection from Sexual Exploitation and Abuse | # of individuals trained on PSEA risk mitigation, prevention, and response            | <b>100</b>    | <b>100</b>    |
|    | Education                                     | # of children and youth supported with education programming                          | <b>8,400</b>  | <b>8,400</b>  |
|    | Health and Nutrition                          | # of individuals supported in accessing health services                               | <b>3,300</b>  | <b>3,300</b>  |
|   | Health and Nutrition                          | # of health care providers trained to provide services to refugees                    | <b>100</b>    | <b>100</b>    |
|   | Mental Health and Psychosocial Support        | # of individuals participating in MHPSS services and activities                       | <b>5,625</b>  | <b>4,875</b>  |
|   | Livelihoods and Economic Inclusion            | # of individuals who benefitted from livelihoods and economic inclusion interventions | <b>21,500</b> | <b>21,250</b> |
|  | Basic Needs                                   | # of individuals who received assistance for basic needs                              | <b>5,100</b>  | <b>3,900</b>  |

COUNTRY CHAPTER  
**LATVIA**



# > At a Glance

## Country Planned Response (January 2025 - December 2026)



**54,000**

refugee population planned for assistance



**11M**

total financial requirements in USD



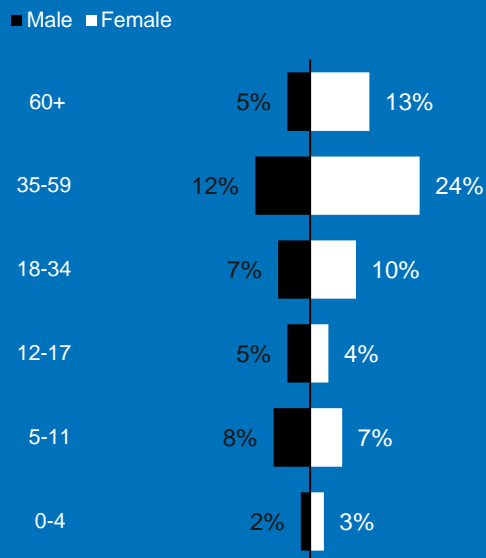
**8**

RRP partners

### Population planning figures

|                    | CURRENT POPULATION AS OF DECEMBER 2024 | POPULATION PLANNED FOR ASSISTANCE |        |
|--------------------|--|-----------------------------------|--------|
|                    |  | YEAR 1                            | YEAR 2 |
| Refugee Population | 47,656                                 | 54,000                            | 54,000 |

### Age and gender breakdown



**7%**

People with disabilities



**61%**

Women and girls



**39%**

Men and boys



**29%**

Children

## Part 1: Current Situation

### Situation Overview

The number of refugee arrivals from Ukraine has led to Latvia's most substantial refugee response in history. As of September 2024, around 46,500 refugees from Ukraine had been registered as beneficiaries of temporary protection in Latvia. This is about 2.6 per cent of the entire population. In addition, from January to September 2024, almost 119,000 citizens of Ukraine have transited Latvia crossing through the Russian or the Belarusian border to reach other EU Member States or return to the government-controlled areas of Ukraine. The flow of new arrivals has remained moderate and stable in 2024.

Since the beginning of the Ukraine situation in 2022, Latvia has demonstrated a high commitment to receive and support refugees fleeing Ukraine, particularly through the early adoption of the Law on Assistance to Ukrainian Civilians. This law has enabled Latvia to offer effective protection and facilitate access of refugees from Ukraine to rights and services on an equal footing with Latvian residents. The Law has been reviewed and updated annually to ensure the continued provision of immediate assistance with expedited registration, social protection, healthcare accommodation, food and access to education.

Despite a comprehensive and well-coordinated response from government and civil society, refugees continue to face obstacles in fully supporting themselves and their families. The Refugee Response Plan (RRP) has been created to complement the government-led initiatives for Ukrainian refugees, addressing these ongoing difficulties.

To tackle these issues, RRP partners in Latvia will enhance humanitarian efforts through 2025-26, working in conjunction with government initiatives to support Ukrainian refugees. Given the small number of partners operating in Latvia, there are no specific sectors established. Therefore, key activities will be organized around four strategic objectives as outlined in this plan.

### Country Risks and Needs

In 2024, UNHCR-led workshops with NGO and Government partners, as well as the Socio-Economic Insights Survey (SEIS) identified critical challenges faced by refugees from Ukraine in Latvia across protection, education, healthcare, and livelihood sectors.

Though many refugee families support enrolling their children in Latvian schools, only around 62 per cent of school-aged children actually attend,<sup>75</sup> underscoring the need for additional resources to facilitate inclusion of refugee children and youth into the Latvian education system. The primary reason for children not attending Latvian schools, as identified by the SEIS, is their preference to continue following education remotely through schools in Ukraine. The education system also lacks

---

<sup>75</sup> According to the SEIS 2024, approximately three in five children aged 7-16 (62.1 per cent) attend a school that is part of the national education systems in Latvia in 2023/2024.

sufficient resources, with a shortage of trained teachers and limited language courses for children under 17.

As highlighted in the SEIS, education challenges are compounded by language barriers, with 26 per cent of refugees citing the need for Latvian language courses as crucial for accessing decent employment and to their overall inclusion. High dropout rates from language programmes are common, as many refugees struggle to balance language learning with work and family demands.

Employment remains a pressing issue, with 60 per cent of Ukrainian working age refugees employed, 10 per cent unemployed, and many others occupied with family responsibilities.<sup>76</sup> Although 28 per cent of households identify stable employment as a top need, language barriers and the lack of targeted approach to facilitate labour market inclusion restrict access to higher-skilled jobs<sup>77</sup>. Single parents face additional challenges, especially due to the limited availability of childcare, which hinders both employment and language acquisition efforts.

Healthcare access is another area for attention. Although 94 per cent of individuals in need of health care could obtain it, 39 per cent of refugees highlighted it as a priority need due to long waiting times and inability to afford health care services. Additionally, almost 14 per cent of respondents highlighted a need for medication, reflecting health management challenges.<sup>78</sup>

Despite these hurdles, most refugees report positive relationships with Latvian communities, with 80 per cent describing their interactions as welcoming and expressing satisfaction with cultural activities that help maintain connections to their heritage. However, about 25 per cent of refugees have encountered some form of hostility, often in the form of verbal aggression or discrimination, particularly in employment and housing<sup>79</sup>. These findings reveal the layered complexities Ukrainian refugees encounter, as they strive to build stable lives in Latvia.

## Part 2: Country Response and Solutions Strategy

### Strategic Objectives and Cross-Sectoral Responses

Given the small number of partners operating in Latvia, specific sectors are not established. Therefore, the collective cross sectoral response of RRP partner activities in Latvia will be structured around the four strategic objectives as outlined below and aligned with government priorities. Further details of the specific activities which will be undertaken by each partner are provided in the partner activities table.

---

<sup>76</sup> Source: State Revenue Service of Latvia (December 2024), calculated based on data from the Central Statistics Bureau of Latvia.

<sup>77</sup> SEIS 2024

<sup>78</sup> Ibid.

<sup>79</sup> Ibid.

**Strategic Objective 1: Support Latvia to ensure that refugees have continued access to protection, legal status, and rights, with a particular focus on vulnerable groups and including age and gender considerations.**

In 2025 and 2026, partners in Latvia will continue implementing activities to support effective refugee access to legal status, protection and rights. These will include protection monitoring to identify risks and needs, including gender-based violence and child protection issues, and advocacy with Government authorities to address systemic barriers. Partners will also provide consultations and information to refugees, ensuring referrals to relevant services in areas of legal status, protection, health and further mental health and psychosocial support, including legal counselling as needed.

Partners will offer basic needs services, temporary accommodation and multi-purpose cash assistance to support the most vulnerable refugees, in particular families and individuals with disabilities. Comprehensive assessments will be conducted to identify specific needs, supported by intention surveys and displacement pattern analyses to inform targeted assistance. Through these activities, UNHCR and partners aim to ensure that refugees have effective access to legal status, rights and services in Latvia.

**Strategic Objective 2: Support Latvia in their efforts to include refugees in national systems – decent work, social protection, health, education, child protection services – with a particular focus on outreach and inclusion of vulnerable groups and including, age gender and disability considerations.**

In Latvia, partners will implement activities to promote refugee inclusion in national systems. These efforts will enhance access to essential services, focusing on individual counselling and referrals to available services, such as housing, employment, social support, education and healthcare. Labour market integration will be supported through language courses, training programmes and professional consultations to strengthen refugee employability and entrepreneurship. To facilitate their access to housing, financial assistance for accommodation deposits will be provided to vulnerable refugees and new arrivals.

To support the inclusion of refugee children and youth into the national education system, partners will offer targeted initiatives such as academic support, cultural and recreational activities, community-building events, mental health and psychosocial support for both children and parents. Capacity-building sessions for municipalities and integration practitioners will strengthen local capacities in refugee inclusion efforts. Community-based protection and outreach efforts will raise awareness of refugee rights and available services, while protection monitoring at the municipal level will inform advocacy with Government authorities to address systemic challenges.

**Strategic Objective 3: Strengthen social cohesion between refugee communities and their hosts in Latvia.**

UNHCR and partners in Latvia will implement activities to strengthen social cohesion between refugee and host communities. Efforts will emphasize mutual understanding through inclusive

events and activities for children and families from both communities. Integration initiatives will include conversation clubs and socialization sessions to foster connections among refugee and local communities. Safe environments will be created for refugee children, while parents will have opportunities to participate in volunteer activities that support community engagement. To address mental health and well-being, partners will conduct needs assessments and provide tailored individual and group counselling, including activities to promote emotional development among children. Cultural events, educational workshops for parents and creative sessions for children will encourage participation from both refugee and local families, fostering dialogue and dismantling cultural stereotypes. These efforts aim to enhance social cohesion by building stronger connections and promoting acceptance within communities.

**Strategic Objective 4: Advance the localization of the response in Latvia, by supporting national and local civil society, municipalities and local authorities, as well as coordination structures, sharing and building capacities and supporting sustainable programming.**

The RRP for the Ukraine situation aims to foster a whole-of-society, inter-agency approach to ensure an effective response. In Latvia, UNHCR and partners will coordinate activities that complement Government efforts, prioritizing capacity development to empower national and local actors in addressing refugee needs effectively. UNHCR and partners will engage in capacity development and knowledge-sharing with national and local actors. Partners will develop policy recommendations to enhance the reception and inclusion of refugees, with particular attention to integrating refugee children into the national school system.

Through protection monitoring and evidence-based advocacy, UNHCR and partners will work to improve access to and the quality of services available to refugees. Coordination of RRP activities will align with the Government's comprehensive approach to the Ukraine refugee situation, ensuring a cohesive response.

By engaging national and local stakeholders through targeted capacity-building initiatives and consultations, UNHCR and partners aim to advance localization, fostering a more sustainable and effective response to the challenges faced by refugees in Latvia.

### **Cross-Cutting Priorities of the RRP**

- Accountability to Affected Populations
- Age, Gender and Diversity (AGD)
- Protection from Sexual Exploitation and Abuse (PSEA)
- One-Refugee Approach
- Sustainability
- Government Ownership

*Read more in the Regional Overview p.20*



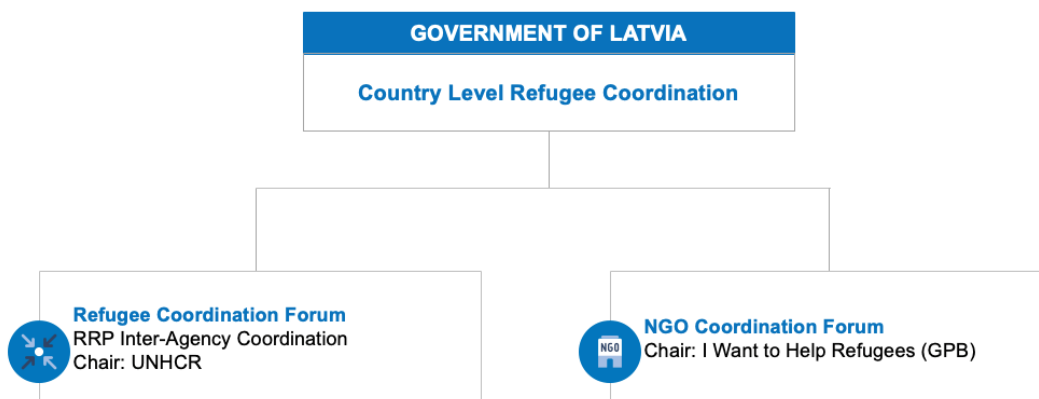
## Partnership and Coordination

In Latvia, the Government has established the Operative Management Centre as a coordination structure which organizes regular meetings with participation of Ministries, municipalities, civil society organizations, and UN agencies.

The Operative Management Centre is the key coordination body, led by the Ministry of the Interior. The meetings aim to strengthen coordination among government ministries, as well as between government and civil society and UN agencies, including maintaining the Action Plan for Support to Ukrainian Civilians in the Republic of Latvia. RRP partners and other NGOs also participate in weekly coordination meetings led by the NGO I Want to Help Refugees, to foster collaboration in optimizing resources, enhance information sharing on the response, including emerging needs and priorities NGO partners, and offer space to discuss challenges and find solutions, including through evidence-based advocacy.

While there are no specific sectors established in Latvia, UNHCR will also facilitate government and civil society interactions and exchanges as needed on specific topics such as conducting needs assessments and supporting planning activities. Partner's resource mobilization activities will be supported using information management tools to strengthen visibility and donor engagement on behalf of RRP partners, including refugee-led organizations.

## Country Coordination Structure



## Part 3: Inter-Agency Financial Requirements

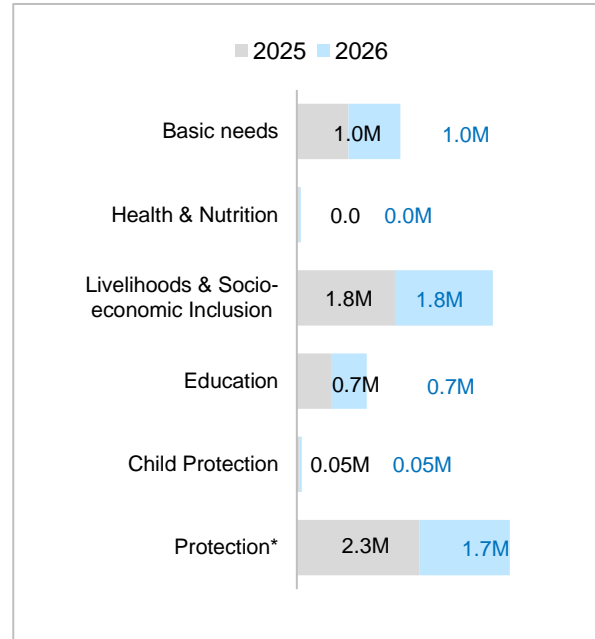
### Budget summary by type at country level

| PARTNER TYPE               | FINANCIAL REQUIREMENTS IN USD |                  |                   |
|----------------------------|-------------------------------|------------------|-------------------|
|                            | 2025                          | 2026             | TOTAL             |
| <b>UN agencies</b>         | 5,008,458                     | 4,454,136        | 9,462,594         |
| <b>National NGOs</b>       | 822,504                       | 756,900          | 1,579,404         |
| Refugee-led organizations* | 619,400                       | 619,400          | 1,238,800         |
| Woman-led organizations*   | 622,500                       | 622,500          | 1,245,000         |
| <b>TOTAL</b>               | <b>5,830,962</b>              | <b>5,211,036</b> | <b>11,041,998</b> |

\* One organization can be classified in multiple sub-categories (women-led, refugee-led, faith-based, etc.), the individual sub-categories can therefore not be added to arrive at the total.

Notes: This list only includes appealing organizations under the RRP, many of which also collaborate with implementing partners additional to those listed here.

### Budget summary by sector at country level








\* Includes Child Protection

## Budget summary by partner at the country level

| Partner  | Year | Protection (excluding CP & GBV) | Child Protection (CP) | Gender-Based Violence (GBV) | Education        | Livelihoods & Economic Inclusion | Health & Nutrition | Basic Needs      | Total in US\$     | TOTAL             |
|--|------|---------------------------------|-----------------------|-----------------------------|------------------|----------------------------------|--------------------|------------------|-------------------|-------------------|
| <b>UN Agencies</b>                               |      |                                 |                       |                             |                  |                                  |                    |                  |                   |                   |
| UN International Organization for Migration      | 2025 | -                               | -                     | -                           | 150,000          | 700,000                          | -                  | 950,000          | 1,800,000         | <b>3,700,000</b>  |
|  | 2026 | -                               | -                     | -                           | 150,000          | 800,000                          | -                  | 950,000          | 1,900,000         |                   |
| United Nations High Commissioner for Refugees    | 2025 | 2,255,660                       | -                     | -                           | -                | 952,798                          | -                  | -                | 3,208,458         | <b>5,762,594</b>  |
|  | 2026 | 1,637,062                       | -                     | -                           | -                | 917,074                          | -                  | -                | 2,554,136         |                   |
| <b>National NGOs</b>                             |      |                                 |                       |                             |                  |                                  |                    |                  |                   |                   |
| Biedrība "Ukrainu-latviešu pērlītes" (Perlyna)   | 2025 | -                               | 45,000                | -                           | 500,000          | -                                | -                  | -                | 545,000           | <b>1,090,000</b>  |
|  | 2026 | -                               | 45,000                | -                           | 500,000          | -                                | -                  | -                | 545,000           |                   |
| Center for Public Policy PROVIDUS                | 2025 | -                               | -                     | -                           | -                | 65,604                           | -                  | -                | 65,604            | <b>65,604</b>     |
|  | 2026 | -                               | -                     | -                           | -                | -                                | -                  | -                | -                 |                   |
| Creative ideas                                   | 2025 | -                               | -                     | -                           | 10,000           | 17,500                           | -                  | -                | 27,500            | <b>55,000</b>     |
|  | 2026 | -                               | -                     | -                           | 10,000           | 17,500                           | -                  | -                | 27,500            |                   |
| Gribu palīdzēt bēgļiem / I Want to Help Refugees | 2025 | -                               | -                     | -                           | -                | 50,000                           | -                  | -                | 50,000            | <b>100,000</b>    |
|  | 2026 | -                               | -                     | -                           | -                | 50,000                           | -                  | -                | 50,000            |                   |
| Order of Malta Relief Organization               | 2025 | 14,400                          | -                     | -                           | -                | -                                | 36,000             | 24,000           | 74,400            | <b>148,800</b>    |
|  | 2026 | 14,400                          | -                     | -                           | -                | -                                | 36,000             | 24,000           | 74,400            |                   |
| Shelter Safe House                               | 2025 | -                               | -                     | -                           | -                | 60,000                           | -                  | -                | 60,000            | <b>120,000</b>    |
|  | 2026 | -                               | -                     | -                           | -                | 60,000                           | -                  | -                | 60,000            |                   |
| <b>Total</b>                                     |      | <b>3,921,522</b>                | <b>90,000</b>         | <b>-</b>                    | <b>1,320,000</b> | <b>3,690,476</b>                 | <b>72,000</b>      | <b>1,948,000</b> | <b>11,041,998</b> | <b>11,041,998</b> |

## RRP Monitoring Framework

| Sector  | Indicator                              | Target  |              |              |
|---|--|---|--------------|--------------|
|   |  | YEAR 1  | YEAR 2       |              |
|  | Protection                             | # of individuals who have been supported in accessing protection services             | <b>1,672</b> | <b>1,672</b> |
|   | Child Protection                       | # of children provided with child protection services                                 | <b>200</b>   | <b>200</b>   |
|  | Education                              | # of children and youth supported with education programming                          | <b>665</b>   | <b>665</b>   |
|  | Health and Nutrition                   | # of individuals supported to access health services                                  | <b>30</b>    | <b>30</b>    |
|   | Health and Nutrition                   | # of health care providers trained to provide services to refugees                    | <b>3</b>     | <b>3</b>     |
|   | Mental Health and Psychosocial Support | # of individuals participating in MHPSS services and activities                       | <b>55</b>    | <b>55</b>    |
|  | Livelihoods and Economic Inclusion     | # of individuals who benefitted from livelihoods and economic inclusion interventions | <b>3,340</b> | <b>3,340</b> |
|  | Basic Needs                            | # of individuals who received assistance for basic needs                              | <b>3,425</b> | <b>3,425</b> |

COUNTRY CHAPTER

# LITHUANIA



# > At a Glance

## Country Planned Response (January 2025 - December 2026)



**60,000**

refugee population planned for assistance



**20.6M**

total financial requirements in USD



**12**

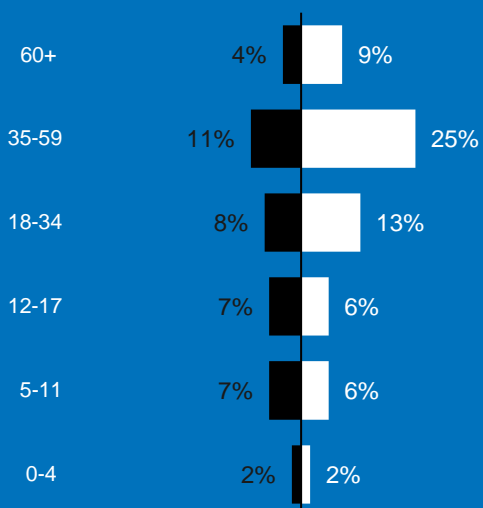
RRP partners

### Population planning figures

|                    | CURRENT POPULATION AS OF DECEMBER 2024 | POPULATION PLANNED FOR ASSISTANCE |        |
|--------------------|--|-----------------------------------|--------|
|                    |  | YEAR 1                            | YEAR 2 |
| Refugee Population | 47,848                                 | 55,000                            | 60,000 |

### Age and gender breakdown

■ Male ■ Female



**6%**

People with disabilities



**61%**

Women and girls



**39%**

Men and boys



**31%**

Children

## Part 1: Current Situation

### Situation Overview

As of November 2024, Lithuania had cumulatively registered more than 91,000 refugees from Ukraine, with more than 47,000 of them currently holding valid temporary residence permits as beneficiaries of temporary protection. This is about 3.3 per cent of the entire population. This influx remains the largest in Lithuania's history.

Since the beginning of the conflict in 2022, Lithuania has shown strong commitment to receive and support refugees fleeing Ukraine. The Ministry of Social Security and Labour coordinates the overall refugee response, with municipalities and civil society playing direct roles in receiving and supporting refugees. The approach to date has focused on the inclusion of refugees from Ukraine into the national education system of Lithuania, public services, and the employment market. The collaborative efforts of the Government, civil society, and Lithuanian communities has focused on a comprehensive whole-of-society approach for the reception and protection of Ukrainian refugees.

Despite the whole-of-society approach and tailored assistance focused on immediate needs as well as services available for people with specific needs, refugees continue to face challenges to be able to fully support themselves and their families.

The RRP has been developed in partnership with Government and NGO partners to respond to these ongoing challenges, while recognizing the importance of international collaboration. RRP partners in Lithuania will complement the government response working in partnership with government initiatives to support Ukrainian refugees. Given the small number of partners operating in Lithuania, specific sectors are not established, therefore key activities will be organized around four strategic objectives as outlined in this plan.

### Country Risks and Needs

In 2024, the Ministry of Social Affairs and Labour, in collaboration with UNHCR, organized NGO consultation workshops to assess the key needs of refugees in Lithuania. The workshops identified several challenges, including social integration, access to mental health and psychosocial support (MHPSS), language learning, and enhancing social cohesion.

The 2024 Socio-Economic Insights Survey (SEIS) shows that while most refugees from Ukraine in Lithuania experience stable living conditions and supportive communities, 15-20 per cent face difficulties that require targeted help. These challenges primarily include the need for livelihoods support, language courses and accommodation assistance. Currently, 13 per cent of refugees still live in collective accommodation, and 53 per cent of households are sharing a single room. Access to healthcare and medicines remains a concern, especially for those with disabilities or chronic illnesses, with 17 per cent of individuals reporting constraints in accessing health care and 40 per cent not having health insurance. NGOs also report a continued high demand for humanitarian support and the importance of ongoing programmes like individual social counselling, assistance in accessing government services, and cash assistance.

Seamless integration of refugees from Ukraine into the Lithuanian labour market resulted in high employment rates, but concerns persist about potential de-skilling and downward mobility, as many have taken up low-skilled positions as temporary work. Employment support programmes, including those offered by NGOs, are crucial to help refugees secure jobs that match their skills and qualifications.

The need for mental health and psychosocial support remains high, with 26 per cent of refugees from Ukraine reporting mental distress impacting their daily lives. Half of those experiencing mental distress sought support, and the majority reporting improved well-being after receiving help. Women, especially those over 60, are more often affected, but older women tend to seek help less frequently. The role of NGOs in facilitating access to government services, along with efforts to reduce the stigma around seeking professional psychosocial support, will be crucial in overcoming remaining barriers.

Lithuanian language learning remains a critical issue. According to the 2024 Socio-Economic Insights Survey, 25 per cent of refugees from Ukraine in Lithuania understand basic Lithuanian, and 31 per cent are interested in taking language courses within the next six months. With limited state-funded language programmes currently available, NGOs will continue to play a crucial role in bridging the gap, connecting refugees to resources and offering essential language support.

While most refugees from Ukraine report positive interactions with local communities, they still struggle to form strong social ties. The 2024 Socio-Economic Insights Survey showed that 31 per cent of refugee children have no friends in the host community and 30 per cent of refugees experienced discrimination or hostility related to language or nationality. NGOs can help address these gaps by organizing social activities and community-building initiatives that promote understanding between refugees and local citizens.

## Part 2: Country Response and Solutions Strategy

### Strategic Objectives and Cross-Sectoral Responses

Given the small number of partners operating in Lithuania, specific sectors are not established. Therefore, the collective cross sectoral response of RRP partner activities will be structured around the four strategic objectives as outlined below and aligned with government priorities. Further details of the specific activities which will be undertaken by each partner are provided in the partner activities table.

**Strategic Objective 1: Support Lithuania to ensure that refugees have continued access to protection, legal status, and rights, with a particular focus on vulnerable groups and including age and gender considerations.**

In 2025 and 2026, partners in Lithuania will implement initiatives aimed at enhancing refugee access to legal status, protection and fundamental rights. Protection monitoring will identify challenges faced by refugees, guiding advocacy with Lithuanian authorities to address systemic



barriers. Community empowerment initiatives will enhance refugee resilience, while counselling services will assist refugees in navigating state institutions and accessing essential information on legal processes, documentation, rights and services.

To support vulnerable groups, partners will organize seminars for refugee women on gender-based violence (GBV) and provide tailored case management and institutional mediation for women at risk. Social worker consultations will deliver essential information for refugee families with children and pregnant women, including referrals to essential services. To meet the basic needs of refugees with specific needs and new arrivals, partners will provide multi-purpose cash assistance, temporary accommodation and rental assistance. Psycho-social support will prioritize parents and pregnant women with workshops and awareness-raising activities on parenting and mental health. Partners will deliver MHPSS training to social workers, educators and Ukrainian mental health professionals, and develop rehabilitation protocols to ensure effective healthcare and MHPSS delivery to affected refugees. These efforts aim to strengthen Lithuania's refugee response, ensuring refugees have effective access to protection, legal status and rights.

**Strategic Objective 2: Support Lithuania in their efforts to include refugees in national systems – decent work, social protection, health, education, child protection services – with a particular focus on outreach and inclusion of vulnerable groups and including, age gender and disability considerations.**

UNHCR and partners in Lithuania will advance the inclusion of refugees in national systems, with particular focus on vulnerable groups. Key efforts will aim to enhance access to employment, social protection, healthcare, education and child protection services. To enhance access to employment, partners will deliver tailored training on entrepreneurship, digital literacy and language skills, alongside employment case management and networking opportunities with local employers and state representatives. Small grant programmes will support refugee-led social projects and businesses, while women's leadership programmes will enhance economic opportunities for refugee women.

Efforts towards effective inclusion of refugee children and youth into the national education system will focus on psychosocial support and educational assistance, including after-school tutoring and language classes. Vulnerable groups, such as large families and people with disabilities, will be supported with financial assistance to address urgent needs and mitigate harmful coping strategies. Community support initiatives will raise awareness on exploitation and human trafficking, while digital literacy workshops will promote digital inclusion and counter disinformation. Additionally, a network of health mediators will support refugees in accessing health services, ensuring their effective inclusion in the national health system.

Through these targeted interventions, UNHCR and partners aim to strengthen refugee resilience and facilitate their meaningful inclusion in Lithuania's national systems.

### **Strategic Objective 3: Strengthen social cohesion between refugee communities and their hosts in Lithuania.**

In 2025 and beyond, UNHCR and partners in Lithuania will work to strengthen social cohesion between refugees and host communities through inclusive activities.

To support social integration, partners will implement family mentorship and friendship programmes, fostering connections between refugees and host community members. These initiatives will strengthen social networks, promote community support and encourage cultural exchange. Refugee-led initiatives and dialogue platforms will further facilitate mutual understanding and promote empathy.

Capacity-building efforts will focus on empowering local community leaders and professionals to engage effectively with refugees. This will include cultural sensitivity training for municipalities, educators and front-line workers, as well as grants to support community-led initiatives. Joint capacity-building programmes will engage both local and refugee communities in shared learning, enhancing skills and fostering collaboration. Mobile youth worker teams will engage refugee youth through social inclusion activities such as volunteering and informal education.

MHPSS activities will be integrated into these efforts to enhance resilience and well-being. Collaboration between local and refugee mental health professionals will focus on promoting emotional resilience, providing psychosocial support and strengthening community bonds. As part of this, partners will also provide training to refugee mental health specialists, enhancing their capacity to deliver support and care within their communities. By fostering social connections and supporting community-driven solutions, UNHCR and partners will contribute to building inclusive communities that promote mutual understanding.

### **Strategic Objective 4: Advance the localization of the response in Lithuania, by supporting national and local civil society, municipalities and local authorities, as well as coordination structures, sharing and building capacities and supporting sustainable programming.**

The RRP for the Ukraine situation aims to foster a whole-of-society, inter-agency approach for an effective response. In Lithuania, UNHCR and partners will coordinate activities that complement Government efforts, focusing on localization through capacity-building among national and local actors.

Through targeted capacity development initiatives, UNHCR will support partners in delivering assistance and addressing service gaps, empowering them to take greater ownership of the response. Partners will also play a crucial role in strengthening the capacity of national and local actors, including delivering Protection from Sexual Exploitation and Abuse (PSEA) training for first-line workers and conducting awareness-raising campaigns to help refugees recognize and respond to SEA risks. Additionally, partners will provide MHPSS training for mental health professionals working with refugees and conduct health system needs assessments to identify and address gaps in health services for refugees.

Partners will carry out protection monitoring and data collection to assess refugee needs and integration challenges, which will inform advocacy with Government authorities to enhance

services and integration efforts. Coordination of RRP activities will align with the Government's comprehensive approach to the Ukraine refugee situation, ensuring a cohesive response. By consulting and supporting the capacity of national and local actors, partners aim to advance localization, ensuring a sustainable and effective response to the challenges faced by refugees in Lithuania.

### Cross-Cutting Priorities of the RRP

- Accountability to Affected Populations
- Age, Gender and Diversity (AGD)
- Protection from Sexual Exploitation and Abuse (PSEA)
- One-Refugee Approach
- Sustainability
- Government Ownership

*Read more in the Regional Overview p.20*

## Partnership and Coordination

In Lithuania, the Ministry of Social Security and Labour (MSSL) performs the lead role in the coordination of Government response, including refugee-inclusive policy implementation. Among other activities, the Ministry hosts interagency meetings, where a spectrum of government and civil society actors update each other on the latest developments in the response and informally discuss any needed specific actions. The MSSL is also the key government interlocutor for civil society response actors more generally. Given this coordination forum, those RRP partners that form part of the government-led inter-agency meetings will capitalize on the coordination mechanism in place and utilize it strategically for the purpose of advancing specific RRP objectives. UNHCR will also facilitate government and civil society interactions and exchanges as needed on specific topics such as conducting needs assessments and supporting planning activities. Partner's resource mobilization activities will be supported using information management tools to strengthen visibility and donor engagement on behalf of RRP partners, including refugee-led organizations.

## Country Coordination Structure



## Part 3: Inter-Agency Financial Requirements

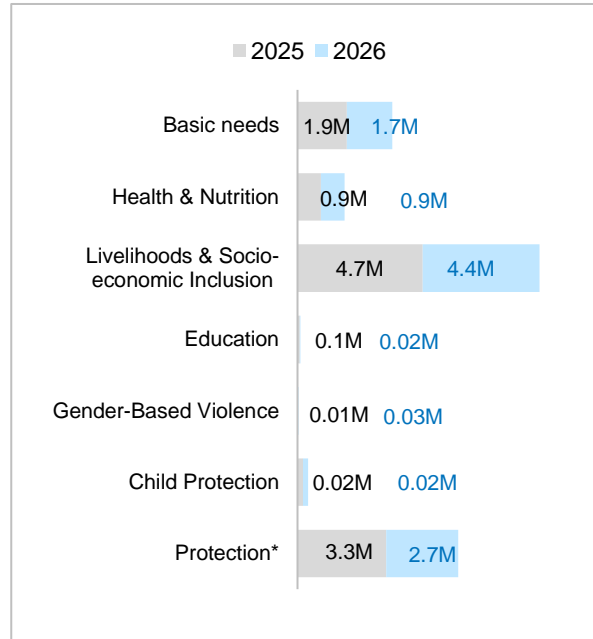
### Budget summary by type at country level

| PARTNER TYPE               | FINANCIAL REQUIREMENTS IN USD |                  |                   |
|----------------------------|-------------------------------|------------------|-------------------|
|                            | 2025                          | 2026             | TOTAL             |
| <b>UN agencies</b>         | 7,606,357                     | 6,842,669        | 14,449,026        |
| <b>IFRC and Red Cross</b>  | 581,609                       | 488,636          | 1,070,245         |
| <b>National NGOs</b>       | 1,829,595                     | 1,586,695        | 3,416,290         |
| Faith-based organizations  | 927,695                       | 786,695          | 1,714,390         |
| Refugee-led organizations* | 774,800                       | 624,800          | 1,399,600         |
| Woman-led organizations*   | 801,900                       | 800,000          | 1,601,900         |
| <b>International NGOs</b>  | 850,000                       | 850,000          | 1,700,000         |
| <b>TOTAL</b>               | <b>10,867,561</b>             | <b>9,768,000</b> | <b>20,635,561</b> |

\* One organization can be classified in multiple sub-categories (women-led, refugee-led, faith-based, etc.), the individual sub-categories can therefore not be added to arrive at the total.

Notes: This list only includes appealing organizations under the RRP, many of which also collaborate with implementing partners additional to those listed here.

### Budget summary by sector at country level








\* Includes Child Protection and Gender-Based Violence

## Budget summary by partner at the country level

| Partner                                       | Year | Protection (excluding CP & GBV) | Child Protection (CP) | Gender-Based Violence (GBV) | Education | Livelihoods & Economic Inclusion | Health & Nutrition | Basic Needs | Total in US\$ | TOTAL            |
|---|------|---------------------------------|-----------------------|-----------------------------|-----------|----------------------------------|--------------------|-------------|---------------|------------------|
| <b>UN Agencies</b>                            |      |                                 |                       |                             |           |                                  |                    |             |               |                  |
| UN International Organization for Migration   | 2025 | 335,000                         | -                     | -                           | -         | 2,295,000                        | 525,000            | 725,000     | 3,880,000     | <b>7,460,000</b> |
|   | 2026 | 285,000                         | -                     | -                           | -         | 2,095,000                        | 525,000            | 675,000     | 3,580,000     |                  |
| UN World Health Organization                  | 2025 | -                               | -                     | -                           | -         | -                                | 50,000             | -           | 50,000        | <b>120,000</b>   |
|   | 2026 | -                               | -                     | -                           | -         | -                                | 70,000             | -           | 70,000        |                  |
| United Nations High Commissioner for Refugees | 2025 | 2,584,610                       | -                     | -                           | -         | 1,091,747                        | -                  | -           | 3,676,357     | <b>6,869,026</b> |
|   | 2026 | 2,046,327                       | -                     | -                           | -         | 1,146,342                        | -                  | -           | 3,192,669     |                  |
| <b>IFRC and Red Cross</b>                     |      |                                 |                       |                             |           |                                  |                    |             |               |                  |
| Lithuanian Red Cross                          | 2025 | -                               | -                     | -                           | -         | 186,200                          | 302,436            | 92,973      | 581,609       | <b>1,070,245</b> |
|   | 2026 | -                               | -                     | -                           | -         | 186,200                          | 302,436            | -           | 488,636       |                  |
| <b>National NGOs</b>                          |      |                                 |                       |                             |           |                                  |                    |             |               |                  |
| Artscape                                      | 2025 | -                               | -                     | -                           | -         | 40,000                           | -                  | -           | 40,000        | <b>80,000</b>    |
|   | 2026 | -                               | -                     | -                           | -         | 40,000                           | -                  | -           | 40,000        |                  |
| Atviros Tautos (Open Nations)                 | 2025 | -                               | -                     | -                           | -         | 314,800                          | -                  | -           | 314,800       | <b>629,600</b>   |
|   | 2026 | -                               | -                     | -                           | -         | 314,800                          | -                  | -           | 314,800       |                  |
| Caritas Lithuania                             | 2025 | -                               | -                     | -                           | -         | 278,078                          | -                  | 508,617     | 786,695       | <b>1,573,390</b> |
|   | 2026 | -                               | -                     | -                           | -         | 278,078                          | -                  | 508,617     | 786,695       |                  |
| Frida   | 2025 | 16,500                          | -                     | 11,000                      | 24,350    | 35,250                           | -                  | -           | 87,100        | <b>222,300</b>   |
|   | 2026 | 49,300                          | -                     | 26,300                      | 24,350    | 35,250                           | -                  | -           | 135,200       |                  |
| Order of Malta Relief Organization            | 2025 | 22,000                          | -                     | -                           | 57,000    | 62,000                           | -                  | -           | 141,000       | <b>141,000</b>   |
|   | 2026 | -                               | -                     | -                           | -         | -                                | -                  | -           | -             |                  |
| Refugee Council of Lithuania                  | 2025 | -                               | -                     | -                           | -         | 100,000                          | -                  | -           | 100,000       | <b>100,000</b>   |
|   | 2026 | -                               | -                     | -                           | -         | -                                | -                  | -           | -             |                  |
| Ukreate Hub                                   | 2025 | 50,000                          | -                     | -                           | -         | 310,000                          | -                  | -           | 360,000       | <b>670,000</b>   |
|   | 2026 | -                               | -                     | -                           | -         | 310,000                          | -                  | -           | 310,000       |                  |
| <b>International NGOs</b>                     |      |                                 |                       |                             |           |                                  |                    |             |               |                  |

| Partner           | Year | Protection (excluding CP & GBV) | Child Protection (CP) | Gender-Based Violence (GBV) | Education      | Livelihoods & Economic Inclusion | Health & Nutrition | Basic Needs      | Total in US\$     | TOTAL             |
|-------------------|------|---------------------------------|-----------------------|-----------------------------|----------------|----------------------------------|--------------------|------------------|-------------------|-------------------|
| Save the Children | 2025 | 116,477                         | 201,529               | -                           | -              | -                                | -                  | 531,994          | 850,000           | <b>1,700,000</b>  |
|                   | 2026 | 116,477                         | 201,529               | -                           | -              | -                                | -                  | 531,994          | 850,000           |                   |
| <b>Total</b>      |      | <b>5,621,691</b>                | <b>403,058</b>        | <b>37,300</b>               | <b>105,700</b> | <b>9,118,745</b>                 | <b>1,774,872</b>   | <b>3,574,195</b> | <b>20,635,561</b> | <b>20,635,561</b> |

## RRP Monitoring Framework

| Sector  | Indicator                              | Target  |               |               |
|---|--|---|---------------|---------------|
|   |  | YEAR 1  | YEAR 2        |               |
|  | Protection                             | # of individuals who have been supported in accessing protection services             | <b>8,000</b>  | <b>7,610</b>  |
|   | Child Protection                       | # of children provided with child protection services                                 | <b>745</b>    | <b>745</b>    |
|   | Gender-Based Violence                  | # of individuals who benefitted from GBV programmes                                   | <b>140</b>    | <b>210</b>    |
|  | Education                              | # of children and youth supported with education programming                          | <b>105</b>    | <b>80</b>     |
|  | Health and Nutrition                   | # of individuals supported to access health services                                  | <b>120</b>    | <b>70</b>     |
|   | Health and Nutrition                   | # of health care providers trained to provide services to refugees                    | <b>250</b>    | <b>300</b>    |
|   | Mental Health and Psychosocial Support | # of individuals participating in MHPSS services and activities                       | <b>7,050</b>  | <b>7,050</b>  |
|  | Livelihoods and Economic Inclusion     | # of individuals who benefitted from livelihoods and economic inclusion interventions | <b>24,260</b> | <b>23,160</b> |
|  | Basic Needs                            | # of individuals who received assistance for basic needs                              | <b>8,050</b>  | <b>7,500</b>  |



COUNTRY CHAPTER

# MOLDOVA



# > At a Glance

## Country Planned Response (January 2025 - December 2026)



**100,500**

refugee population planned for assistance



**365M**

total financial requirements in USD



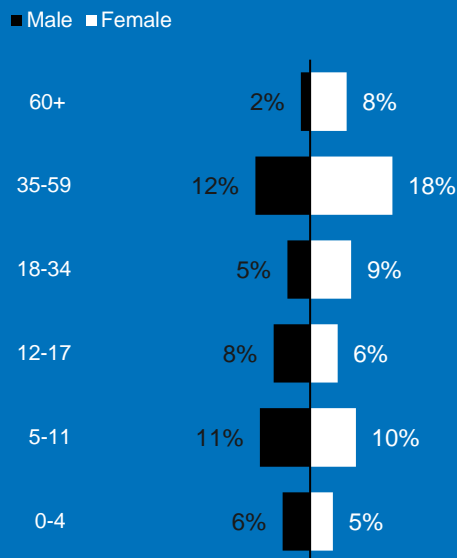
**62**

RRP partners

### Population planning figures

|                    | CURRENT POPULATION AS OF DECEMBER 2024 | POPULATION PLANNED FOR ASSISTANCE |        |
|--------------------|--|-----------------------------------|--------|
|                    |  | YEAR 1                            | YEAR 2 |
| Refugee Population | 135,861                                | 100,500                           | 90,000 |

### Age and gender breakdown



**10%**

People with disabilities



**57%**

Women and girls



**43%**

Men and boys



**45%**

Children

## Part 1: Current Situation

### Situation Overview

Almost three years into the conflict in Ukraine, Moldova is currently hosting 123,000 refugees from Ukraine, representing nearly 4 per cent of its population - the highest percentage of refugees relative to population size among countries in the Ukraine Regional Response. Refugees are predominantly women and children, comprising 81 per cent of the refugee population (36 per cent women, 21 per cent girls, and 23 per cent boys). Since the introduction of Temporary Protection in March 2023, over 62,698 individuals have received Temporary Protection status. Additionally, more than 8,000 refugees have regularized their stay through the asylum system or by obtaining residence permits for work, education, or family reunification.

Moldova's government has shown strong commitment to refugee protection and inclusion, exemplified by its Global Refugee Forum pledges and the commitment to develop a mechanism for the phased integration of foreigners, including refugees into national systems. This mechanism is expected to be integrated into the national development plan for 2025-2027, ensuring refugees have access to essential services and long-term inclusion opportunities.

Despite facing its own economic challenges, Moldova continues to show remarkable solidarity by providing refugees with access to services and rights. However, significant gaps remain in areas such as social protection and long-term healthcare for refugees. Moldova's response reflects a whole-of-society approach, strengthened by international support, and aligned with the principles of the Global Compact on Refugees. This collaborative effort seeks to address the complex needs of both refugees and affected host communities while navigating the country's resource constraints and systemic challenges.

Moldova has set a global example in welcoming and protecting refugees. The effectiveness and long-term success of its ongoing refugee inclusion efforts require sustained international solidarity and support. As the country strengthens its national systems through ongoing reforms, RRP partners remain committed to supporting these efforts, promoting refugee protection and inclusion while advancing the country's development goals and creating opportunities for both refugees and local communities.

### Country Risks and Needs<sup>80</sup>

As of September 2024, Moldova hosts 123,729 refugees from Ukraine.<sup>81</sup> This is a significant refugee presence, in a country of approximately 2.5 million inhabitants. The introduction of Temporary Protection status in March 2023 has provided a more secure legal framework, with 62,698 individuals receiving Temporary Protection.<sup>82</sup> However, limitations in the legal framework

---

<sup>80</sup> Unless otherwise noted, all data presented in this session refers to the results of the [Socioeconomic Insight Survey \(SEIS\)](#) conducted by REACH and UNHCR.

<sup>81</sup> General Inspectorate for Migration, data as of September 29, 2024.

<sup>82</sup> General Inspectorate for Migration, data as of November 4, 2024.

regulating Temporary Protection affect refugees' inclusion prospects. The current legislation does not extend certain essential rights and services to TP holders<sup>83</sup> - particularly access to national health insurance, social assistance programs, and self-employment opportunities. These legal constraints, combined with the time-limited nature of the status which requires annual extension, can affect refugees' ability to fully participate in and contribute to Moldovan society. Additionally, the continued high volume of asylum-seekers is expected to place significant strain on the asylum system, challenging its capacity to process claims efficiently and respond to complex protection needs.

Refugees face multiple vulnerabilities, with 81 per cent of the population consisting of women and children. Among refugee households, 16.3 per cent are female-headed households with one or more children, as many men remain in Ukraine due to martial law. Moreover, 23 per cent of refugees are aged 60 or older,<sup>84</sup> and 10 per cent have disabilities that limit their ability to engage in the labour market or income generating activities due to various barriers.

According to the UNHCR's Rapid Socio-Economic Profiling Exercise, 29 per cent of the sampled refugee population were found to be extremely or highly vulnerable. However, only 3.6 per cent of refugee households surveyed by SEIS reported coverage by national social protection programs.<sup>85</sup> While the Ministry of Labour and Social Protection has made significant progress in integrating refugees into the national protection system, particularly children, including unaccompanied and separated children, the system remains fragile and under pressure due to limited capacity to handle the increased demand and resource constraints, while legal barriers prevent vulnerable TP holders from accessing certain benefits.

Existing national systems are underfunded and understaffed, limiting their capacity to include vulnerable refugees. Instead, 56 per cent of refugees rely on humanitarian aid as their primary income source and lack full or part-time employment. Refugee households report an average monthly per capita income of 2,250 MDL (124 USD), which is significantly below the Moldovan average of approximately 4,915 MDL per capita (271 USD).<sup>86</sup> In the 30 days prior to SEIS data collection, 42 per cent of surveyed refugees households adopted stress coping strategies, such as spending savings (45 per cent) and borrowing food (7 per cent), while 20 per cent employed crisis strategies, including reducing health (15 per cent) and education expenses (5 per cent).

While Moldova has job vacancies due to emigration, aging and other demographic challenges, there is a mismatch between the skills of Ukrainian refugees and the available jobs, which often require lower qualifications, as well as barriers for self-employment. Considering refugees who are part of the labour force (age 15 to 64), 46 per cent are employed, and out of this total, only 54 per cent have formal contracts, while 45 per cent of employed refugees work in informal arrangements.

---

<sup>83</sup> For a comprehensive overview of the rights and entitlements of refugees based on their legal status in Moldova, [please click on this link](#).

<sup>84</sup> For learning more about the situation of older refugees from Ukraine in Moldova, see HelpAge International, [Assessment on the Needs and Access to Services for Older Refugees from Ukraine, Located on the Territory of Moldova](#), July 2024.

<sup>85</sup> For detailed information on the rights and services accessible to refugees in Moldova based on their legal status, please refer to UNHCR, [Matrix on Rights and Entitlements of Refugees According to their Legal Statuses](#), August 2024.

<sup>86</sup> National Bureau for Statistics, Population Incomes and Expenditures, 2023.

Language barriers and care responsibilities further limit refugees' access to the formal labour market. Thirty-three per cent of refugee households listed employment/livelihood support as their top need, yet many are unable to engage in stable income-generating activities. Moreover, 65 per cent of respondents lack a bank account or access to a formal financial institution.

Housing remains a major challenge for refugees, with 33 per cent of refugee households spending between 36 per cent and 50 per cent of their total expenditures on accommodation, while 11.3 per cent spend over 50 per cent. The financial strain presented by housing is exacerbated by high heating costs in winter. Sixty per cent of refugees pay rent, and of this group, 24 per cent face issues ensuring timely rent payments. This situation significantly increases living costs for refugees and exacerbates their vulnerability to housing insecurity. Only 36 per cent of households have formal rental agreements, increasing the risk of sudden eviction.<sup>87</sup> For Roma refugees, housing challenges are particularly severe due to compounded issues, including discrimination, increasing their risk of homelessness and marginalization.

Access to health services highlights significant inequalities between refugees and their host communities. While 38 per cent of refugee households reported needing health services in the last 30 days before the survey, 14 per cent of these households were unable to access them due to affordability issues, administrative barriers, lack of knowledge and health insurance. Despite recent changes to health package benefits, refugees holding Temporary Protection status can only obtain national health insurance if they have a formal employment contract, leaving most refugees without coverage (75 per cent). This situation is especially critical for refugees with disabilities and/or chronic diseases and older refugees, who reported more barriers to accessing essential health services, further exacerbating their health vulnerabilities and financial strain. Mental health and psychosocial well-being are also pressing concerns, with 18 per cent of refugee household members experiencing emotional distress that affects their daily lives, yet only 35 per cent of these sought support. It is important to note that Moldova itself faces structural challenges in providing equitable healthcare access, particularly for marginalized groups and those in rural areas, due in part to limited human resources.

As of September 2024, only 2,361 Ukrainian children (out of an estimated 25,423 school-age refugee children) were enrolled in Moldovan schools, including 735 in preschools, as reported by the Ministry of Education and Research. However, most Ukrainian children in Moldova continue to study online through Ukrainian schools. Despite concerted efforts to increase enrolment in Moldovan schools, the numbers have risen only slightly. Additionally, there is no system in place to track the attendance or progress of children studying online, leading to a gap in understanding their educational development. Major factors contributing to the low enrolment of refugee children and youth from Ukraine in the national education system include the preference for the available remote and online education, language barriers, limited school capacity to enrol more students (mainly in Chisinau), inadequate school infrastructure in some cases, as well as families' expectations of moving to another country or returning to Ukraine in the near future.

---

<sup>87</sup> In addition to SEIS data, please see REACH, [Rental Market Assessment](#), January 2024.

In terms of social cohesion, acceptance of Ukrainian refugees in Moldova remains high. However, it is essential to sustain this welcoming environment through ongoing support to host communities and targeted initiatives that promote social cohesion.<sup>88</sup>

---

## REFUGEE EMERGENCY PREPAREDNESS

Refugee Coordination Forum partners in Moldova maintain a robust preparedness posture through regular updates to the Inter-Agency Refugee Contingency Plan, complementing the government's emergency response framework. Key preparedness measures include rehabilitation of refugee accommodation centers, prepositioning of core relief items, preparations for rapid service scale-up at border points, and pre-qualification of vendors for transportation, WASH facilities, and other essential services. Through capacity-building of national and local actors, partners strengthen emergency response readiness across sectors. Recently, over USD 3 million worth of relief items were transferred to the Ministry of Internal Affairs, reinforcing national emergency preparedness and response capacity to future shocks.

---

<sup>88</sup> For a more in-depth look at social cohesion in Moldova, please refer to the USAID & Data for Impact, [Quality of Life Survey – Republic of Moldova](#) (June 2024), which provides insights into social exclusion, community involvement, and perceptions of social tension in the country.

## Part 2: Country Response and Solutions Strategy

### Country Strategic Objectives

**Strategic Objective 1: Support Moldova to ensure that refugees have effective access to protection, legal status, and rights, with a particular focus on vulnerable groups and including age and gender considerations.**

RRP partners will continue to support the Government of Moldova in strengthening national systems to safeguard refugees' access to legal status, protection, and rights, with a focus on vulnerable groups. Building on Moldova's commitment to extend Temporary Protection for Ukrainian refugees, RRP partners will provide technical assistance, capacity building, and advocacy to promote pathways for local integration. Partners will also support the strengthening of the national asylum system to efficiently process increased caseloads while ensuring fair procedures for all asylum-seekers.

Key priorities include working with the Ministry of Internal Affairs to establish pathways for local inclusion and implementing protection-sensitive entry systems that ensure refugees and asylum-seekers safe and dignified access to the territory. RRP partners will also collaborate with the Ministry of Labor and Social Protection, the National Agency for Preventing and Combating Violence against Women and Domestic Violence, and the State Chancellery to strengthen child protection systems, improve GBV prevention, risk mitigation, and response, improve the PSEA systems in place, and combat human trafficking.

Partners will integrate Accountability to Affected People principles into all protection activities, ensuring the continued availability of safe, accessible, and confidential complaint and feedback mechanisms to enable refugees, and affected host community members to safely report concerns and contribute to shaping programming.

This strategic objective contributes to SDG 5 on gender equality (targets 5.1 and 5.2), SDG 10 on reducing inequalities (target 10.7), and SDG 16 on peace, justice, and strong institutions (targets 16.1, 16.2, 16.3, and 16.9). Furthermore, it is related to the Moldova UNSDCF<sup>89</sup> Outcome 1 on human development (output 1.3) and Outcome 2 on participatory governance (output 2.4)

---

<sup>89</sup> For more information on UN Moldova Sustainable Development Cooperation Framework 2023-2027, please follow the link: [https://moldova.un.org/sites/default/files/2022-12/UNSDCF%202023\\_2027%20final%20ENG.pdf](https://moldova.un.org/sites/default/files/2022-12/UNSDCF%202023_2027%20final%20ENG.pdf)

**SO2: Support Moldova in their efforts to include refugees in national systems – decent work, social protection, health, education, child protection services – with a particular focus on outreach and inclusion of vulnerable groups and including, age gender and disability considerations.**

RRP partners will continue to support the Government of Moldova in strengthening national systems to include refugees in key sectors such as employment, social protection, health, and education, focusing on vulnerable groups, including considerations for age, gender, and diversity.

A key priority is supporting the implementation of the mechanism for the phased integration of foreigners, including displaced people from Ukraine, supporting their access to services and rights. This includes collaborating with the Ministry of Labor and Social Protection to expand access to decent work opportunities and social assistance schemes and services for refugees, advocating for the inclusion of refugees within the broader context of the RESTART reform.<sup>90</sup> RRP partners will continue to work with the Ministry of Health to enhance refugees' access to essential health services, including mental health support. Efforts with the Ministry of Education and Research will focus on increasing enrolment and retention of refugee children in Moldovan schools, with emphasis on bridging learning gaps for children, including Roma children and children with disabilities, as well as intensive language support, geared toward inclusive integration of refugee children in the Moldovan education system.

RRP partners will work to ensure national systems and services are inclusive and accessible, addressing the specific needs of groups and individuals at higher risk of marginalization, including persons with disabilities, those with chronic illnesses, pregnant and lactating women, older adults, unaccompanied children, Roma and LGBTIQ+ refugees, GBV and trafficking survivors, and those residing in rural areas. Capacity building initiatives will be implemented to enhance the ability of national service providers to meet the diverse needs of refugee populations. Additionally, partners will advocate for policy changes to remove barriers to refugee inclusion in national systems and services.

As these systems are strengthened, RRP partners will continue to integrate PSEA and AAP across all sectors. This includes reinforcing confidential complaint mechanisms accessible to all refugee, training service providers on PSEA, and ensuring that refugee voices are central to the design and implementation of inclusion efforts.

This strategic objective contributes to SDG 1 on eradicating poverty (target 1.3), SDG 3 on health (target 3.8), SDG 4 on education (targets 4.1, 4.2, 4.3, and 4.5), SDG 5 on gender equality (targets 5.1 and 5.2), SDG 8 on decent work (targets 8.5 and 8.8), and SDG 10 on reducing inequalities (target 10.2 and 10.3). Furthermore, it relates to the Moldova UNSDCF Outcome 1 on human development (output 1.3).

---

<sup>90</sup> The RESTART reform, launched by Moldova's Ministry of Labour and Social Protection in March 2023, seeks to strengthen the social assistance system and uphold the right to social protection for vulnerable populations, in alignment with international human rights standards. The reform introduces key measures, including the establishment of territorial social assistance agencies, the transfer of social assistance responsibilities from local authorities to these agencies, and the reorganization of social assistance financing.



**SO3: Strengthen social cohesion between refugee communities and their hosts in Moldova.**

RRP partners will support efforts to strengthen social cohesion between refugee communities and their Moldovan hosts. While Moldova has demonstrated remarkable solidarity with refugees, partners recognize the potential for tensions as the situation becomes more protracted and socio-economic challenges persist.

Key initiatives will focus on promoting dialogue and identifying joint solutions through structured interactions and community-led activities. Partners will support local authorities, including through the Cities of Solidarity initiative, to enhance their capacity to promote social cohesion. This includes tackling misinformation, facilitating dialogue, and creating common spaces for interaction.

Efforts will prioritize youth engagement through sports, cultural events, health prevention and promotion, arts and music, and entrepreneurship initiatives. Partners will also support the expansion of social services and public facilities used by both refugees and host communities, particularly in rural areas, to alleviate pressures and prevent tensions.

RRP partners will work closely with women, people with disabilities, older people and refugee-led organizations and local civil society to ensure that interventions are culturally sensitive and address the specific needs of diverse refugee groups, including Roma refugees and other groups at higher risk of marginalization.

This strategic objective contributes to SDG 8 on decent work (targets 8.6 and 8.8). Furthermore, it relates to the Moldova UNSDCF Outcome 2 on participatory governance (output 2.4. and contributes to achieving outcome indicator 2.D).

**SO4: Advance the localization of the response in Moldova, by supporting national and local civil society, municipalities and local authorities, as well as coordination structures, sharing and building capacities and supporting sustainable programming.**

RRP partners will advance the localization of the response in Moldova by supporting national and local civil society, communities, and municipal, regional and national authorities. Building on the growing engagement of local actors since 2022, partners will focus on strengthening their capacity to lead sustainable, inclusive programming for refugees and affected host communities, while building their resilience to future shocks.

Key priorities include supporting the development and implementation of local action plans for refugee protection and inclusion, including within the framework of Cities of Solidarity. Partners will promote partnerships between local civil society organizations, government agencies, and the private sector to ensure sustainable interventions. Capacity-sharing initiatives will target women-led and refugee-led organizations, as well as groups representing people with disabilities, older individuals, adolescents and youth, as well as Roma and LGBTIQ+ individuals.

RRP partners will work closely with municipalities to strengthen their capacity to provide frontline services and promote social inclusion. Partners will also facilitate the exchange of knowledge and best practices among local actors and promote innovative solutions for refugee inclusion at the municipal and community level, including the establishment of refugee councils and participation of refugee representatives in established community consultation mechanisms at all levels.

Efforts will focus on gradually transitioning coordination and service delivery responsibilities to local structures, as well as progressively transitioning to development programming, ensuring long-term sustainability and local ownership of the refugee response in Moldova.

This strategic objective contributes to SDG 8 on decent work (target 8.8) and SDF 17 on partnerships for the goals (target 17.17). Furthermore, it relates to Moldova UNSDCF Outcome 1 on human development (output 1.3).

## Sectoral Responses

### Cross-Cutting Priorities of the RRP

- Accountability to Affected Populations
- Age, Gender and Diversity (AGD)
- Protection from Sexual Exploitation and Abuse (PSEA)
- One-Refugee Approach
- Sustainability
- Government Ownership

*Read more in the Regional Overview p.20*

## PROTECTION



The Protection Sector will focus on ensuring access to territory, international protection, and rights for forcibly displaced and stateless people in Moldova, with special attention to vulnerable individuals. Partners will support front-line government agencies, including the General Inspectorate of Border Police and the Guardianship Authority, to facilitate safe access to the territory and to asylum. Protection monitoring will be conducted alongside the Border Police to track displacement trends and guarantee access to rights and services.

To strengthen national capacity to process asylum claims, partners will provide training and policy support, ensuring compliance with international standards. A key priority will be enhancing Moldova's Temporary Protection and asylum systems through technical support to government agencies, particularly the Ministry of Internal Affairs. Legal aid and outreach efforts will help refugees secure documentation and legal status.

By promoting access to rights and services, the sector aims to ensure refugee inclusion in national protection systems. Special focus will be given to removing barriers for children, people with disabilities, older individuals, ethnic minorities and LGBTIQ+ refugees. Social cohesion activities will foster integration into local communities, ensuring that specialized services are available where needed.

*The Protection Sector response strategy aligns with SDG 1 on eradicating poverty (target 1.3), SDG 10 on reducing inequalities (target 10.3 and 10.7), and SDG 16 on peace, justice and strong institutions (target 16.3, 16.9, and 16.b). It also contributes to Moldova UNSDCF Outcome 1 on human development (output 1.1, 1.3 and 1.5) and Outcome 2 on participatory governance (output 2.1, 2.3 and 2.4).*

### Sub-sector: Gender-Based Violence (GBV)



The GBV Sub-Sector will focus on strengthening national systems to prevent and respond to GBV, ensuring that refugees and host communities, particularly women and girls, have access to life-saving services. Partners will support government-led GBV initiatives, ensuring alignment with national policies, in particular the National Program on Preventing and Combating Violence against Women and Domestic Violence for 2023-2027 while promoting inclusion of refugees and avoiding parallel systems. Efforts will include strengthening capacities of service providers, ensuring a survivor-centred approach in case management and response services, and incorporating PSEA.

Key interventions will include continuing and improving social services such as psycho-social support and GBV case management, as well as legal aid for survivors and people at risk of GBV in safe spaces and linking survivors to medical care. Community-based initiatives will be implemented to raise awareness of GBV risks, including on SEA, particularly among vulnerable groups such as adolescent girls, people with disabilities, older individuals, LGBTIQ+, refugees and ethnic minorities. GBV and SEA risk mitigation will be integrated into all humanitarian efforts in line with the findings of the safety audits and trainings will be provided for frontline workers.

The sector will prioritize coordination with national governmental entities, focusing on long-term solutions that enhance national capacity and foster sustainable GBV prevention programs. Partners will also support the inclusion of GBV survivors in social protection and livelihoods programs, promoting their recovery and resilience.

*The GBV Sub-Sector response aligns with SDG 1 on eradicating poverty (target 1.3), SDG 5 on gender equality (targets 5.1 and 5.2), and SDG 16 on peace, justice, and strong institutions (target 16.1). It also contributes to Moldova UNSDCF Outcome 1 on human development (outputs 1.3, 1.4 and 1.5) and Outcome 2 on participatory governance (outputs 2.1 and 2.3).*

## Sub-sector: Child Protection



The Child Protection response will prioritize supporting the Moldovan government in strengthening the national child protection system to continue providing critical services to refugee and vulnerable Moldovan children, including children with disabilities and Roma children. Partners will offer capacity-building training for both specialized and non-specialized actors to improve their ability to address the diverse needs of children and their caregivers.

In alignment with the ongoing RESTART reform, sector partners will support MLSP in delivering age- and gender-appropriate social services for UASC and children at risk or victims of neglect, abuse, and violence, including GBV. Services such as case management, MHPSS, rehabilitation services for child survivors of violence and for children with disabilities, as well as family support, will be enhanced. Partners will complement government efforts as needed, ensuring specialized and inclusive services. These efforts support Moldova's GRF pledge to strengthen its social protection system to meet the needs of both refugee and Moldovan children, including support to the minimum package of social services and capacity building for the social service workforce.

Inclusive awareness-raising activities on violence against children and GBV will be conducted, with additional support provided to caregivers to strengthen protective capacities. Child-friendly complaint and feedback mechanisms, including on SEA, will ensure children's voices are heard and considered into program design.

*The Child Protection Sub-Sector supports SDG 5: Gender Equality, and SDG 16: Peace, Justice, and Strong Institutions by promoting inclusive services, protection from violence, and ensuring children's participation in decision-making processes.*

## EDUCATION



The Education Sector will prioritize the full enrolment of refugee children in Moldova's national education system, ensuring that all refugee and Moldovan children have equitable access to quality and inclusive education in safe learning environments by 2026. Key interventions will encompass language support for students, capacity-building for educational staff on various topics including inclusive education, as well as Psychological First Aid and tailored learning opportunities, such as catch-up, remedial classes, and Accelerated Education Programs for children with no educational background, including Roma children.

Additionally, the Ministry of Education and Research will continue to be technically supported to address systemic barriers to enrolment, aiming to strengthen the national education system's capacity to accommodate a growing number of refugee students while also closely monitoring enrolment rates. Special focus will be given to supporting children with disabilities, those at risk of dropout, and other vulnerable groups, including Roma children, to ensure their full inclusion within the national education system.

The Education sector will continue to work on bridging existing gaps in early childhood education, supporting the rehabilitation and refurbishment of preschools and schools, and supporting refugee children learning online and facilitating their smooth transition to formal enrolment into Moldovan schools. Effective coordination among partners and government agencies will be essential to successfully integrate refugee children into Moldova's education system and to foster social cohesion across communities.

Mental Health and Psychosocial Support (MHPSS) services will be embedded within educational programming to meet the psychosocial needs of refugee children and their caregivers, in coordination with Child Protection partners. Moreover, support for secondary and tertiary education will continue to be covered to facilitate continuity of learning across all educational levels, enabling refugee children to pursue long-term academic and career aspirations.

The Education sector will continue collaborating with the Ministry of Education and Research, as well as partners, to enhance outreach and community engagement initiatives aimed at encouraging refugee caregivers to enrol their children in Moldovan schools. Additionally, child-friendly feedback mechanisms will be introduced in schools and preschools, enabling students to provide input on the education process and ensuring their voices are heard and acted upon.

*The education sector response supports Moldova's GRF pledge to provide full enrolment for refugee children by 2026 and contributes to SDG 1 on eradicating poverty (target 1.4), SDG 4 on quality education (targets 4.1, 4.2, 4.3, and 4.5), and SDG 10 on reducing inequalities (targets 10.2 and 10.3). The sub-sector also contributes to Moldova UNSDCF outcome 1 on human development (output 1.2).*

## SOLUTIONS, LIVELIHOODS AND ECONOMIC INCLUSION



The Solutions, Livelihoods and Economic Inclusion sector<sup>91</sup> response aims to boost refugees' livelihoods and economic opportunities, helping them transition from dependency on humanitarian aid to achieving self-sufficiency. At the same time, acknowledging the significant vulnerabilities within the refugee population, the strategy also focuses on strengthening national systems to better support inclusion of refugees into existing social protection systems. This approach fosters long-term resilience and socioeconomic inclusion, ensuring that refugees can actively contribute to and participate in their host communities.

Key interventions will target enhancing employability through skills development, addressing language barriers, and expanding access to financial services and entrepreneurship opportunities. Stronger collaboration with the private sector will be sought to promote job creation, while the

<sup>91</sup> The Solutions, Livelihoods, and Economic Inclusion sector comprises the Inclusion and Solutions Working Group as well as the Livelihoods and Economic Inclusion Working Group. It also includes a technical task force overseeing the implementation of humanitarian cash assistance, ensuring clear linkages with national assistance programs, and supporting the consolidation of Refugee Accommodation Centers while identifying and promoting sustainable housing solutions for refugees in Moldova. Additionally, these sectoral working groups provide advocacy and support for the inclusion of refugees in development plans at all levels.

sector and partners will advocate with the government for regulatory reforms to support the inclusion of refugees in the formal labor market. For vulnerable groups – such as older individuals, people with disabilities, and single-parent households – targeted support will focus on ensuring their access to social assistance programs, with efforts made to help them graduate from these systems when feasible.

In terms of housing and accommodation, the focus will shift toward securing affordable, long-term housing solutions, particularly in light of the ongoing consolidation of accredited Refugee Accommodation Centers (RACs), with only 25 centers remaining open. Cash-for-rent assistance will be provided as a temporary measure, while collaboration between the government, RRP partners, and the private sector will be encouraged to expand affordable rental stock. Pilot solutions, such as Social Rental Agencies to manage rehabilitated municipal housing stocks, will improve tenure security and reduce rental costs for refugees and vulnerable tenants.

Simultaneously, the sector will advocate for investments from humanitarian and development partners in rehabilitating underutilized public buildings to secure subsidized accommodation for refugees and vulnerable Moldovans as a sustainable transition measure. Acknowledging the high vulnerability of some refugee groups, similar investments in specialized institutions, such as facilities for older people or individuals with disabilities, will also be pursued for enhancing the social system's capacity to include refugees.

To strengthen national systems, the sector will prioritize institutional capacity-building, including staff training and technology upgrades to improve case management. RRP partners will advocate for policy to remove barriers to refugee access to social protection programs, while fostering public-private partnerships to ensure sustainable funding and scalability of social welfare programs. Localization efforts will support municipalities to develop and implement local action plans that align with national strategies, fostering the integration of refugees within the Cities of Solidarity framework.

For refugees who are not able to achieve self-reliance, humanitarian cash assistance will remain essential, ensuring that the most vulnerable individuals are supported until national systems can fully integrate them. Through the Common Cash Facility, partners will continue to provide multipurpose cash assistance using harmonized delivery mechanisms and transfer values aligned with national social assistance schemes, avoiding duplication, ensuring cost-efficiency, and facilitating the eventual transition of vulnerable refugees to national social protection systems.

Supporting the role of civil society organization, including women-led organizations and refugee-led organizations, will be key, with grants and capacity-building initiatives enabling these actors to fill critical gaps in service delivery, build social capital, and promote local, community-driven solutions that contribute to long-term social cohesion.

*The Solutions, Livelihoods and Economic Inclusion Sector aligns with SDG 1 on eradicating poverty (targets 1.3 and 1.4), SDG 8 on decent work (target 8.8), and SDG 10 on reducing inequalities (target 10.2). The sector also contributes to Moldova UNSDCF Outcome 1 on human development (output 1.1, 1.3) and Outcome 3 on shared prosperity (outputs 3.1, 3.3 and 3.4)*

## PUBLIC HEALTH AND NUTRITION



The Health and Nutrition sector will continue to support the integration of refugees into the national healthcare system while ensuring essential services for vulnerable affected populations and building the resilience of the health system for future emergencies. By focusing on operationalizing the humanitarian-development nexus, sector partners will work to strengthen the health system's resilience, advocate for sustainable funding for public health services that include refugee needs, and support refugees in exercising their health-related rights and accessing health services.

To achieve these objectives, the sector's primary goals are to address and reduce financial and administrative barriers for refugees and affected host communities, facilitate access to essential healthcare services (preventive, curative, and emergency), prevent and respond to existing and emerging public health threats among refugees and vulnerable host populations, streamline health sector leadership and governance mechanisms, and reinforce emergency health information systems to support an evidence-based response. Key interventions will focus on overcoming healthcare access challenges for vulnerable refugee groups, including individuals with disabilities, those with chronic illnesses, pregnant and breastfeeding women, older people, unaccompanied children, Roma and LGBTIQ+ individuals, and those living in rural areas. These efforts will include establishing sustainable financing mechanisms, building capacity for healthcare workers, and improving the availability of essential medicines, vaccines, as well as medical and assistive technologies. Public health preparedness will be enhanced through evidence-based planning and the development of core emergency response capacities of the health sector for priority hazards.

Coordination with the Ministry of Health and the National Health Insurance Company will be prioritized to ensure refugees benefit from national health insurance and services, while also strengthening governance mechanisms in the health sector and contributing to Moldova's GRF pledge to include asylum-seekers under the Law on Compulsory Health Insurance.

The Health and Nutrition sector response supports SDG 1 on eradicating poverty (target 1.3), SDG 3 on health and well-being (target 3.8), and SDG 10 on reducing inequalities (target 10.2 and 10.3). The sector also contributes to Cooperation Framework Outcome 1 on human development (output 1.3).

### Sub-sector: Mental health and Psychosocial Support (MHPSS)



MHPSS remains a critical cross-cutting component of the refugee response in Moldova. As the displacement situation becomes protracted, the need for MHPSS interventions has increased, with approximately 18 per cent of refugee household members reporting emotional distress affecting their daily lives according to the SEIS.

RRP partners will continue to work closely with the Ministry of Health and the National Agency for Public Health to strengthen and expand MHPSS services within the national health system. Key priorities include strengthening the capacity of primary health care providers to address mental health issues, integrating MHPSS into community-based protection mechanisms, and expanding

specialized services, including trauma-informed care. Partners will focus on implementing targeted interventions for vulnerable groups, promoting mental health awareness, and reducing stigma through community initiatives that take into consideration age, gender and diversity.

Efforts will also focus on strengthening referral pathways between different levels of MHPSS care and other essential services. In addition, partners will work to build the resilience of both refugee and host communities through psychosocial support activities that promote social cohesion and community engagement. These efforts will align with and support the implementation of the National Mental Health Program 2023-2027, while contributing to achieving SDG 3 on health and well-being (target 3.4).

### HUMANITARIAN-DEVELOPMENT-PEACE NEXUS IN MOLDOVA

In Moldova, humanitarian and development partners collaborate under the joint leadership of the Refugee Coordinator and UN Resident Coordinator to advance the inclusion of vulnerable people, including refugees and stateless people, by advancing national development priorities and the 2030 Agenda for Sustainable Development. The RCF and the UNCT collaborate to ensure that humanitarian expertise inform development programming while leveraging development resources to strengthen national systems for all. While development activities never ceased, they were adapted to address the evolving circumstances, ensuring complementarity between humanitarian, peace, and development interventions.

Through the UN Common Pledge 2.0, the UNCT has committed to integrating refugees into development programming, with concrete inclusion targets embedded in the outcomes and outputs of the UN Sustainable Development Cooperation Framework. These outcomes focus on inclusive services, expanded economic opportunities, and enhanced social cohesion.

The common pledge aligns with and supports the government's decision to establish a phased integration mechanism for foreigners, including refugees, embedded in the 2025-2027 National Development Plan. The mechanism provides a structured framework for collaboration, outlining specific steps to integrate refugees into national systems, and it serves as a blueprint for joint planning and coordinated resource allocation across humanitarian and development pillars.

## Partnership and Coordination

Moldova's refugee response in 2025 remains guided by the principles of the Global Compact on Refugees, emphasizing international solidarity, shared responsibility, and sustainable solutions for both refugees and host communities. The Government has demonstrated strong leadership and commitment to refugee protection and inclusion since the onset of the crisis, as reflected in its recent commitment to include refugees into the 2025-2027 National Development Plan through the



development of the mechanism for the phased integration of foreigners, including refugees from Ukraine. Coordination structures are being reviewed and aligned with government frameworks to progressively integrate into the national development coordination system, upholding the principle of government ownership and encouraging stronger engagement by development partners, which is key to support the ongoing transition toward inclusive, solution-oriented, and sustainable response.

Throughout 2024, the RCF collaborated closely with the government to develop costed sectoral plans that ensure refugee inclusion in national development plans. This partnership will continue in 2025, supporting the government's efforts to incorporate refugees into national systems and services while advancing reforms to strengthen these systems further. Looking ahead, humanitarian actors and development partners, through the collaborative leadership of the Refugee Coordinator and UN Resident Coordinator, will work in alignment with both the humanitarian coordination framework (RRP) and the development coordination framework (UNSDCF) to further the humanitarian-development-peace nexus within Moldova's refugee response, creating long-term solutions that benefit both refugees and affected Moldovan communities.

Localization remains central to Moldova's approach to the refugee response, particularly in coordination and partnerships. At the local level, the Cities of Solidarity initiative will continue to expand, supporting municipalities as they integrate refugees into municipal services and local development plans. National NGOs, including women- and refugee-led organizations, will continue to receive support through capacity-sharing initiatives that acknowledge the essential contributions of civil society to the overall response and its sustainability.

## Part 3: Inter-Agency Financial Requirements

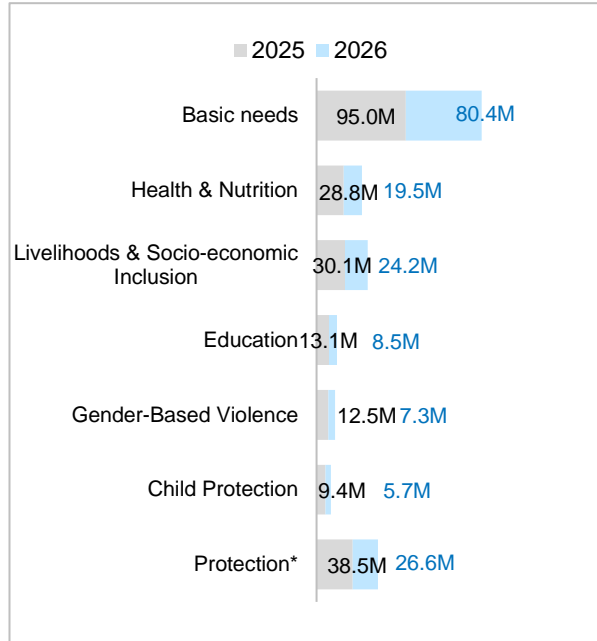
### Budget summary by type at country level

| PARTNER TYPE               | FINANCIAL REQUIREMENTS IN USD |                    |                    |
|----------------------------|-------------------------------|--------------------|--------------------|
|                            | 2025                          | 2026               | TOTAL              |
| <b>UN agencies</b>         | 159,322,024                   | 122,901,219        | 282,223,242        |
| <b>IFRC and Red Cross</b>  | 1,840,000                     | 1,840,000          | 3,680,000          |
| <b>National NGOs</b>       | 15,475,042                    | 14,098,616         | 29,573,657         |
| Faith-based organizations  | 5,999,266                     | 5,761,563          | 11,760,829         |
| Refugee-led organizations* | 1,936,258                     | 1,730,543          | 3,666,801          |
| Women-led organizations*   | 5,815,052                     | 4,829,278          | 10,644,330         |
| <b>International NGOs</b>  | 28,870,329                    | 20,341,241         | 49,211,570         |
| Faith-based organizations  | 3,673,200                     | 1,318,000          | 4,991,200          |
| Refugee-led organizations* | 10,610,258                    | 6,395,946          | 17,006,204         |
| <b>TOTAL</b>               | <b>205,507,394</b>            | <b>159,181,075</b> | <b>364,688,469</b> |

\* One organization can be classified in multiple sub-categories (women-led, refugee-led, faith-based, etc.), the individual sub-categories can therefore not be added to arrive at the total.

Notes: This list only includes appealing organizations under the RRP, many of which also collaborate with implementing partners additional to those listed here.

### Budget summary by sector at country level



\* Includes Child Protection and Gender-Based Violence

## Budget summary by partner at the country level

| Partner  | Year | Protection (excluding CP & GBV) | Child Protection (CP) | Gender-Based Violence (GBV) | Education | Livelihoods & Economic Inclusion | Health & Nutrition | Basic Needs | Total in US\$ | TOTAL              |
|--|------|---------------------------------|-----------------------|-----------------------------|-----------|----------------------------------|--------------------|-------------|---------------|--------------------|
| <b>UN Agencies</b>   |      |                                 |                       |                             |           |                                  |                    |             |               |                    |
| UN International Organization for Migration                        | 2025 | 3,507,000                       | -                     | 600,000                     | -         | 7,939,500                        | 3,640,500          | 7,212,000   | 22,899,000    | <b>42,163,500</b>  |
|  | 2026 | 2,571,000                       | -                     | 600,000                     | -         | 7,242,000                        | 2,400,000          | 6,451,500   | 19,264,500    |                    |
| UN Office of the United Nations High Commissioner for Human Rights | 2025 | 417,040                         | -                     | -                           | -         | 196,650                          | -                  | -           | 613,690       | <b>1,030,730</b>   |
|  | 2026 | 417,040                         | -                     | -                           | -         | -                                | -                  | -           | 417,040       |                    |
| UN Women   | 2025 | -                               | -                     | -                           | -         | 500,000                          | -                  | -           | 500,000       | <b>1,000,000</b>   |
|  | 2026 | -                               | -                     | -                           | -         | 500,000                          | -                  | -           | 500,000       |                    |
| UN World Food Programme  | 2025 | -                               | -                     | -                           | -         | -                                | -                  | 10,493,261  | 10,493,261    | <b>11,137,621</b>  |
|  | 2026 | -                               | -                     | -                           | -         | -                                | -                  | 644,360     | 644,360       |                    |
| UN World Health Organization                                       | 2025 | -                               | -                     | -                           | -         | -                                | 2,991,200          | -           | 2,991,200     | <b>4,914,200</b>   |
|  | 2026 | -                               | -                     | -                           | -         | -                                | 1,923,000          | -           | 1,923,000     |                    |
| United Nations Children's Fund                                     | 2025 | 749,400                         | 5,416,854             | 1,033,062                   | 6,401,310 | 4,708,133                        | 2,012,666          | 619,367     | 20,940,793    | <b>31,872,651</b>  |
|  | 2026 | 488,183                         | 2,501,095             | 679,030                     | 2,442,000 | 2,976,683                        | 1,574,000          | 270,867     | 10,931,858    |                    |
| United Nations Development Programme                               | 2025 | 1,000,000                       | -                     | -                           | 130,000   | 750,000                          | 700,000            | -           | 2,580,000     | <b>4,600,000</b>   |
|  | 2026 | 300,000                         | -                     | -                           | 330,000   | 690,000                          | 700,000            | -           | 2,020,000     |                    |
| United Nations High Commissioner for Refugees                      | 2025 | 6,812,960                       | 373,031               | 1,454,957                   | 186,515   | 2,875,354                        | 4,759,681          | 63,851,581  | 80,314,079    | <b>160,539,539</b> |
|  | 2026 | 6,805,442                       | 372,619               | 1,453,351                   | 186,309   | 2,872,181                        | 4,754,429          | 63,781,127  | 80,225,460    |                    |
| United Nations Population Fund                                     | 2025 | -                               | -                     | 8,615,000                   | -         | -                                | 7,975,000          | 1,400,000   | 17,990,000    | <b>24,965,000</b>  |
|  | 2026 | -                               | -                     | 3,715,000                   | -         | -                                | 2,660,000          | 600,000     | 6,975,000     |                    |
| <b>IFRC and Red Cross</b>  |      |                                 |                       |                             |           |                                  |                    |             |               |                    |
| Moldova Red Cross Society  | 2025 | -                               | 400,000               | -                           | 100,000   | 580,000                          | 400,000            | 360,000     | 1,840,000     | <b>3,680,000</b>   |
|  | 2026 | -                               | 400,000               | -                           | 100,000   | 580,000                          | 400,000            | 360,000     | 1,840,000     |                    |
| <b>National NGOs</b>   |      |                                 |                       |                             |           |                                  |                    |             |               |                    |
| A.O. Amici dei Bambini   | 2025 | -                               | -                     | -                           | 375,000   | -                                | -                  | -           | 375,000       | <b>750,000</b>     |
|  | 2026 | -                               | -                     | -                           | 375,000   | -                                | -                  | -           | 375,000       |                    |
| A.O. Biaz Gul  | 2025 | -                               | -                     | 265,000                     | -         | 490,000                          | 20,000             | -           | 775,000       | <b>1,580,000</b>   |






| Partner  | Year | Protection (excluding CP & GBV) | Child Protection (CP) | Gender-Based Violence (GBV) | Education | Livelihoods & Economic Inclusion | Health & Nutrition | Basic Needs | Total in US\$ | TOTAL            |
|--|------|---------------------------------|-----------------------|-----------------------------|-----------|----------------------------------|--------------------|-------------|---------------|------------------|
|  | 2026 | -                               | -                     | 265,000                     | -         | 520,000                          | 20,000             | -           | 805,000       |                  |
| ADRA Moldova   | 2025 | 402,171                         | 50,508                | -                           | -         | 465,948                          | 59,982             | 2,335,519   | 3,314,128     | <b>6,628,255</b> |
|  | 2026 | 402,170                         | 50,508                | -                           | -         | 465,948                          | 59,982             | 2,335,519   | 3,314,127     |                  |
| Alliance of Active NGOs in the field of Child and Family Social Protection | 2025 | 41,620                          | 39,060                | -                           | 126,110   | 44,230                           | 60,690             | 46,750      | 358,460       | <b>470,020</b>   |
|  | 2026 | -                               | 7,860                 | -                           | 85,440    | -                                | 9,800              | 8,460       | 111,560       |                  |
| AO Izbiște - sat natal   | 2025 | -                               | -                     | -                           | -         | 50,000                           | -                  | -           | 50,000        | <b>113,000</b>   |
|  | 2026 | -                               | -                     | -                           | -         | 63,000                           | -                  | -           | 63,000        |                  |
| AO MIRKIRAS  | 2025 | -                               | -                     | -                           | -         | 40,000                           | -                  | -           | 40,000        | <b>92,000</b>    |
|  | 2026 | -                               | -                     | -                           | -         | 52,000                           | -                  | -           | 52,000        |                  |
| AO Padurea noastra   | 2025 | 30,000                          | -                     | -                           | -         | -                                | -                  | -           | 30,000        | <b>60,000</b>    |
|  | 2026 | 30,000                          | -                     | -                           | -         | -                                | -                  | -           | 30,000        |                  |
| AO SOS Autism  | 2025 | 17,045                          | 81,820                | -                           | -         | 50,000                           | -                  | 34,100      | 182,965       | <b>365,930</b>   |
|  | 2026 | 17,045                          | 81,820                | -                           | -         | 50,000                           | -                  | 34,100      | 182,965       |                  |
| Asociatia Obsteasca pentru Asistenta si Dezvoltare „Armonie Plus”          | 2025 | -                               | -                     | -                           | -         | -                                | 700,000            | -           | 700,000       | <b>933,500</b>   |
|  | 2026 | -                               | -                     | -                           | -         | -                                | 233,500            | -           | 233,500       |                  |
| Asociația Obștească pentru Copii și Tineret "FĂCLIA"                       | 2025 | -                               | -                     | -                           | -         | 375,000                          | -                  | -           | 375,000       | <b>725,000</b>   |
|  | 2026 | -                               | -                     | -                           | -         | 350,000                          | -                  | -           | 350,000       |                  |
| Asociația Psihologilor Tighina   | 2025 | -                               | -                     | 65,000                      | -         | -                                | -                  | -           | 65,000        | <b>120,000</b>   |
|  | 2026 | -                               | -                     | 55,000                      | -         | -                                | -                  | -           | 55,000        |                  |
| Centru de reabilitare "OSORC"  | 2025 | 65,000                          | -                     | -                           | -         | -                                | 83,000             | 30,000      | 178,000       | <b>335,000</b>   |
|  | 2026 | 57,000                          | -                     | -                           | -         | -                                | 70,000             | 30,000      | 157,000       |                  |
| Centrul de Suport in Afaceri Business InnoHub                              | 2025 | -                               | -                     | -                           | -         | 400,000                          | -                  | -           | 400,000       | <b>800,000</b>   |
|  | 2026 | -                               | -                     | -                           | -         | 400,000                          | -                  | -           | 400,000       |                  |
| Centrul Național de Formare, Asistență, Consiliere și Educație din Moldova | 2025 | -                               | -                     | -                           | -         | -                                | -                  | 400,000     | 400,000       | <b>700,000</b>   |
|  | 2026 | -                               | -                     | -                           | -         | -                                | -                  | 300,000     | 300,000       |                  |
| Centrul pentru Politici, Inițiative și Cercetări "Platforma"               | 2025 | 91,000                          | 55,000                | -                           | 45,000    | 135,000                          | -                  | -           | 326,000       | <b>632,000</b>   |
|  | 2026 | 71,000                          | 45,000                | -                           | 80,000    | 110,000                          | -                  | -           | 306,000       |                  |
|  | 2025 | 123,793                         | 71,773                | 45,932                      | 125,804   | 73,147                           | -                  | 213,483     | 653,932       | <b>1,365,915</b> |

| Partner  | Year | Protection (excluding CP & GBV) | Child Protection (CP) | Gender-Based Violence (GBV) | Education | Livelihoods & Economic Inclusion | Health & Nutrition | Basic Needs | Total in US\$ | TOTAL            |
|--|------|---------------------------------|-----------------------|-----------------------------|-----------|----------------------------------|--------------------|-------------|---------------|------------------|
| Charity Centre for Refugees                                | 2026 | 134,329                         | 77,107                | 48,683                      | 136,541   | 80,462                           | -                  | 234,861     | 711,983       |                  |
| Children's Emergency Relief International                  | 2025 | 69,802                          | 3,900                 | -                           | -         | -                                | -                  | 64,000      | 137,702       | <b>137,702</b>   |
|  | 2026 | -                               | -                     | -                           | -         | -                                | -                  | -           | -             |                  |
| Dorcas   | 2025 | -                               | 21,605                | -                           | 22,674    | 38,804                           | -                  | 21,613      | 104,696       | <b>209,392</b>   |
|  | 2026 | -                               | 21,605                | -                           | 22,674    | 38,804                           | -                  | 21,613      | 104,696       |                  |
| Female Support Force                                       | 2025 | 200,000                         | -                     | -                           | -         | 100,000                          | -                  | -           | 300,000       | <b>600,000</b>   |
|  | 2026 | 300,000                         | -                     | -                           | -         | -                                | -                  | -           | 300,000       |                  |
| Fundatia "Don Bosco"                                       | 2025 | -                               | 118,000               | -                           | 131,000   | -                                | -                  | -           | 249,000       | <b>498,000</b>   |
|  | 2026 | -                               | 118,000               | -                           | 131,000   | -                                | -                  | -           | 249,000       |                  |
| Fundația "Regina Pacis"                                    | 2025 | -                               | -                     | -                           | -         | -                                | 175,522            | -           | 175,522       | <b>351,044</b>   |
|  | 2026 | -                               | -                     | -                           | -         | -                                | 175,522            | -           | 175,522       |                  |
| Fundația Agapedia din Moldova                              | 2025 | 20,000                          | -                     | -                           | -         | -                                | -                  | 20,000      | 40,000        | <b>80,000</b>    |
|  | 2026 | 20,000                          | -                     | -                           | -         | -                                | -                  | 20,000      | 40,000        |                  |
| HelpAge Moldova  | 2025 | 24,947                          | -                     | -                           | -         | -                                | 48,580             | 98,474      | 172,001       | <b>242,699</b>   |
|  | 2026 | 8,395                           | -                     | -                           | -         | -                                | 22,535             | 39,768      | 70,698        |                  |
| Humanitarian Aid Center of the Jewish Community of Moldova | 2025 | 95,000                          | -                     | -                           | -         | -                                | -                  | 25,000      | 120,000       | <b>240,000</b>   |
|  | 2026 | 95,000                          | -                     | -                           | -         | -                                | -                  | 25,000      | 120,000       |                  |
| Institute for Democracy and Development                    | 2025 | -                               | -                     | -                           | -         | 500,000                          | -                  | -           | 500,000       | <b>850,000</b>   |
|  | 2026 | -                               | -                     | -                           | -         | 350,000                          | -                  | -           | 350,000       |                  |
| Keystone Moldova   | 2025 | -                               | -                     | -                           | -         | -                                | -                  | 150,000     | 150,000       | <b>150,000</b>   |
|  | 2026 | -                               | -                     | -                           | -         | -                                | -                  | -           | -             |                  |
| Laolaltă   | 2025 | -                               | 38,866                | -                           | -         | -                                | -                  | -           | 38,866        | <b>70,866</b>    |
|  | 2026 | -                               | 32,000                | -                           | -         | -                                | -                  | -           | 32,000        |                  |
| Terre des Hommes Foundation                                | 2025 | -                               | 505,000               | -                           | 190,000   | -                                | -                  | 600,000     | 1,295,000     | <b>2,480,000</b> |
|  | 2026 | -                               | 395,000               | -                           | 190,000   | -                                | -                  | 600,000     | 1,185,000     |                  |
| NCUM   | 2025 | 50,000                          | -                     | -                           | -         | 450,000                          | 10,000             | -           | 510,000       | <b>1,010,000</b> |
|  | 2026 | 50,000                          | -                     | -                           | -         | 450,000                          | -                  | -           | 500,000       |                  |
| Platforma Femeilor Rome "ROMNI"                            | 2025 | -                               | -                     | 80,000                      | -         | -                                | -                  | -           | 80,000        | <b>160,000</b>   |
|  | 2026 | -                               | -                     | 80,000                      | -         | -                                | -                  | -           | 80,000        |                  |
| Platforma pentru   | 2025 | 20,000                          | -                     | 130,000                     | -         | 50,000                           | -                  | -           | 200,000       | <b>400,000</b>   |

| Partner  | Year | Protection (excluding CP & GBV) | Child Protection (CP) | Gender-Based Violence (GBV) | Education | Livelihoods & Economic Inclusion | Health & Nutrition | Basic Needs | Total in US\$ | TOTAL            |
|--|------|---------------------------------|-----------------------|-----------------------------|-----------|----------------------------------|--------------------|-------------|---------------|------------------|
| Egalitate de Gen                                 | 2026 | 20,000                          | -                     | 130,000                     | -         | 50,000                           | -                  | -           | 200,000       |                  |
| Public Association Gender-Centru                 | 2025 | -                               | -                     | 25,000                      | -         | -                                | -                  | 22,225      | 47,225        | <b>88,570</b>    |
|  | 2026 | -                               | -                     | 25,000                      | -         | -                                | -                  | 16,345      | 41,345        |                  |
| RCTV Memoria                                     | 2025 | -                               | -                     | 30,000                      | -         | -                                | 140,000            | -           | 170,000       | <b>260,000</b>   |
|  | 2026 | -                               | -                     | 30,000                      | -         | -                                | 60,000             | -           | 90,000        |                  |
| Speranta 87                                      | 2025 | -                               | -                     | -                           | 963,804   | -                                | -                  | -           | 963,804       | <b>2,079,283</b> |
|  | 2026 | -                               | -                     | -                           | 1,115,479 | -                                | -                  | -           | 1,115,479     |                  |
| Ukrainian Women Unity                            | 2025 | -                               | -                     | -                           | 75,000    | -                                | -                  | -           | 75,000        | <b>150,000</b>   |
|  | 2026 | -                               | -                     | -                           | 75,000    | -                                | -                  | -           | 75,000        |                  |
| Zdorovii Gorod                                   | 2025 | -                               | -                     | -                           | -         | 1,922,740                        | -                  | -           | 1,922,740     | <b>3,845,480</b> |
|  | 2026 | -                               | -                     | -                           | -         | 1,922,740                        | -                  | -           | 1,922,740     |                  |
| <b>International NGOs</b>                        |      |                                 |                       |                             |           |                                  |                    |             |               |                  |
| Agency for Technical Cooperation and Development | 2025 | -                               | -                     | -                           | -         | 260,000                          | -                  | 750,000     | 1,010,000     | <b>1,010,000</b> |
|  | 2026 | -                               | -                     | -                           | -         | -                                | -                  | -           | -             |                  |
| Association for Aid and Relief Japan             | 2025 | -                               | -                     | -                           | -         | -                                | 40,000             | -           | 40,000        | <b>80,000</b>    |
|  | 2026 | -                               | -                     | -                           | -         | -                                | 40,000             | -           | 40,000        |                  |
| Catholic Relief Services                         | 2025 | -                               | 222,000               | -                           | 566,000   | 300,000                          | -                  | 1,497,000   | 2,585,000     | <b>3,903,000</b> |
|  | 2026 | -                               | 105,500               | -                           | 310,000   | 154,000                          | -                  | 748,500     | 1,318,000     |                  |
| Church World Service                             | 2025 | 240,200                         | 156,000               | -                           | -         | 66,000                           | 301,000            | 325,000     | 1,088,200     | <b>1,088,200</b> |
|  | 2026 | -                               | -                     | -                           | -         | -                                | -                  | -           | -             |                  |
| Doctors with Africa CUAMM                        | 2025 | -                               | -                     | -                           | -         | -                                | 251,500            | 85,000      | 336,500       | <b>673,000</b>   |
|  | 2026 | -                               | -                     | -                           | -         | -                                | 251,500            | 85,000      | 336,500       |                  |
| HEKS/EPER  | 2025 | 594,988                         | 106,250               | 167,613                     | -         | 360,037                          | -                  | 273,898     | 1,502,786     | <b>3,005,572</b> |
|  | 2026 | 594,988                         | 106,250               | 167,613                     | -         | 360,037                          | -                  | 273,898     | 1,502,786     |                  |
| Helvetas   | 2025 | -                               | -                     | -                           | -         | 1,165,000                        | -                  | -           | 1,165,000     | <b>1,165,000</b> |
|  | 2026 | -                               | -                     | -                           | -         | -                                | -                  | -           | -             |                  |
| IMPACT Initiatives                               | 2025 | 320,000                         | -                     | -                           | -         | -                                | 200,000            | -           | 520,000       | <b>520,000</b>   |
|  | 2026 | -                               | -                     | -                           | -         | -                                | -                  | -           | -             |                  |
| INTERSOS   | 2025 | -                               | 860,000               | -                           | -         | -                                | 2,875,000          | -           | 3,735,000     | <b>8,152,000</b> |
|  | 2026 | -                               | 945,000               | -                           | -         | -                                | 3,472,000          | -           | 4,417,000     |                  |

| Partner                    | Year | Protection (excluding CP & GBV) | Child Protection (CP) | Gender-Based Violence (GBV) | Education         | Livelihoods & Economic Inclusion | Health & Nutrition | Basic Needs        | Total in US\$      | TOTAL              |
|----------------------------|------|---------------------------------|-----------------------|-----------------------------|-------------------|----------------------------------|--------------------|--------------------|--------------------|--------------------|
| Lumos Foundation Moldova   | 2025 | 25,200                          | 67,800                | -                           | 79,170            | 12,660                           | 17,100             | 63,400             | 265,330            | <b>265,330</b>     |
|                            | 2026 | -                               | -                     | -                           | -                 | -                                | -                  | -                  | -                  | -                  |
| Norwegian Refugee Council  | 2025 | 1,170,414                       | 35,000                | -                           | 1,050,278         | 3,078,135                        | -                  | 3,141,431          | 8,475,258          | <b>14,561,204</b>  |
|                            | 2026 | 806,076                         | 22,000                | -                           | 452,960           | 2,031,013                        | -                  | 2,773,896          | 6,085,946          | -                  |
| People in Need             | 2025 | 410,000                         | 45,000                | -                           | 2,375,000         | 1,642,500                        | 250,000            | 720,000            | 5,442,500          | <b>10,885,000</b>  |
|                            | 2026 | 410,000                         | 45,000                | -                           | 2,375,000         | 1,642,500                        | 250,000            | 720,000            | 5,442,500          | -                  |
| Plan International         | 2025 | 50,000                          | 455,000               | -                           | 174,500           | 85,000                           | 170,000            | -                  | 934,500            | <b>1,362,250</b>   |
|                            | 2026 | 25,000                          | 140,000               | -                           | 110,250           | 40,000                           | 112,500            | -                  | 427,750            | -                  |
| Project HOPE               | 2025 | -                               | 70,000                | -                           | -                 | -                                | 900,000            | -                  | 970,000            | <b>1,280,000</b>   |
|                            | 2026 | -                               | 30,000                | -                           | -                 | -                                | 280,000            | -                  | 310,000            | -                  |
| WeWorld                    | 2025 | -                               | 242,882               | 26,564                      | -                 | 298,527                          | -                  | 13,282             | 581,255            | <b>1,042,014</b>   |
|                            | 2026 | -                               | 179,404               | 28,532                      | -                 | 238,557                          | -                  | 14,266             | 460,759            | -                  |
| World Vision International | 2025 | -                               | -                     | -                           | -                 | 124,000                          | -                  | 95,000             | 219,000            | <b>219,000</b>     |
|                            | 2026 | -                               | -                     | -                           | -                 | -                                | -                  | -                  | -                  | -                  |
| <b>Total</b>               |      | <b>30,170,248</b>               | <b>15,011,117</b>     | <b>19,815,337</b>           | <b>21,634,818</b> | <b>54,356,290</b>                | <b>48,250,189</b>  | <b>175,350,464</b> | <b>364,688,469</b> | <b>364,688,469</b> |

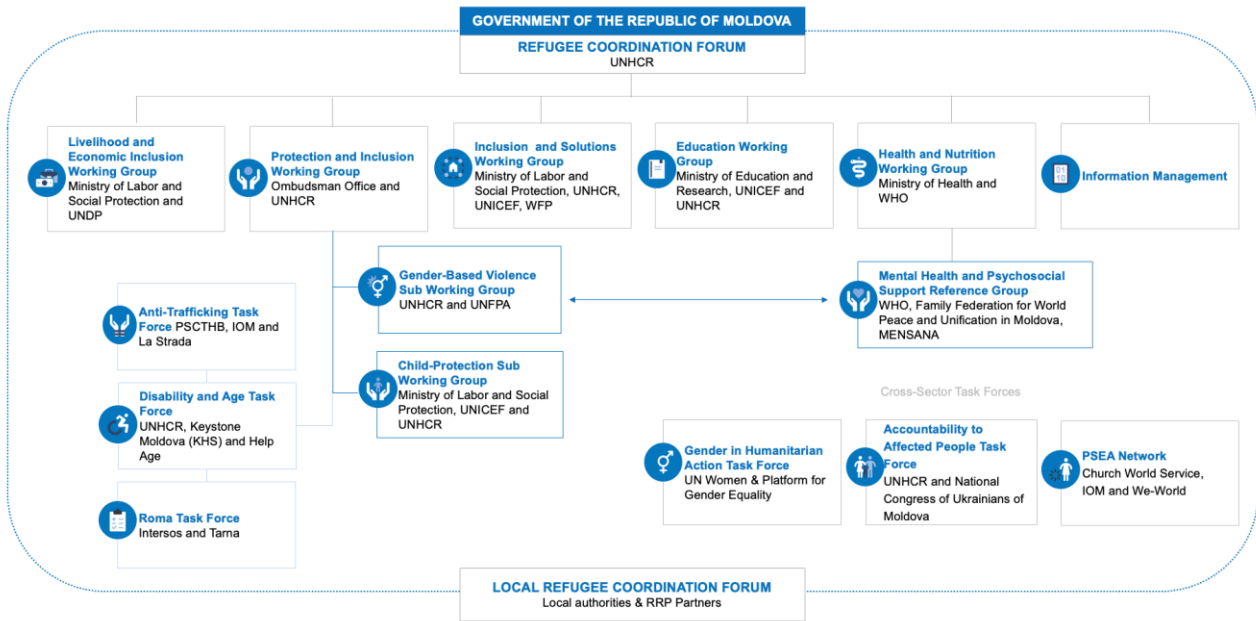
## RRP Monitoring Framework

| Sector  | Indicator                              | Target  |         |         |
|---|--|---|---------|---------|
|   |  | YEAR 1  | YEAR 2  |         |
|    | Protection                             | # of individuals who have been supported in accessing protection services   | 48,293  | 40,176  |
|   | Child Protection                       | # of children provided with child protection services   | 278,225 | 204,383 |
|   | Child Protection                       | # of PSEA network members, partner personnel and staff members of stakeholders involved in the refugee response trained on SEA risk mitigation, prevention and response | 1,000   | 830     |
|   | GBV                                    | # of individuals who benefitted from GBV programmes   | 220,888 | 135,797 |
|    | Education                              | # of children and youth supported with education programming (includes support to enrol in formal and non-formal)   | 179,544 | 160,490 |
|    | Health and Nutrition                   | # of health care providers trained to provide services to refugees  | 25,398  | 20,448  |
|   | Health and Nutrition                   | # of individuals supported in accessing health services   | 95,470  | 75,500  |
|   | Mental Health and Psychosocial Support | # of individuals participating in MHPSS services and activities   | 60,700  | 44,700  |
|  | Livelihoods and Economic Inclusion     | # of individuals who benefitted from livelihoods and economic inclusion interventions   | 79,005  | 37,341  |
|  | Basic Needs                            | # of individuals who received assistance for basic needs  | 149,243 | 123,067 |

Note: targets are combined for both refugees and host community members.



# Country Coordination Structure



COUNTRY CHAPTER

# POLAND



# > At a Glance

## Country Planned Response (January 2025 - December 2026)



**970,000**

refugee population planned for assistance



**\$ 392M**

total financial requirements in USD



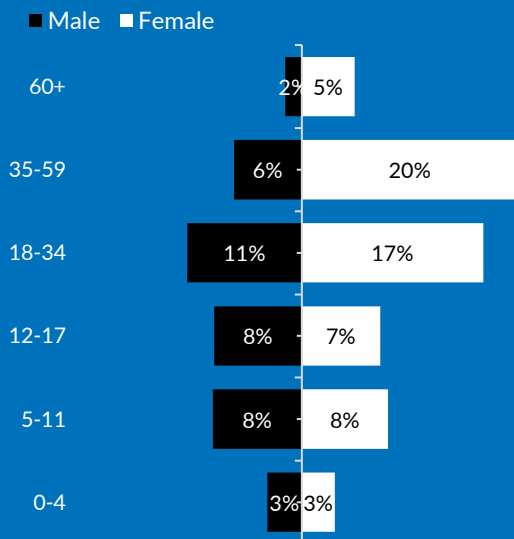
**77**

Number of appealing partners

### Population planning figures

|                    | CURRENT POPULATION AS OF DECEMBER 2024 | POPULATION PLANNED FOR ASSISTANCE |         |
|--------------------|--|-----------------------------------|---------|
|                    |  | YEAR 1                            | YEAR 2  |
| Refugee Population | 989,540                                | 970,000                           | 940,000 |

### Age and gender breakdown



**5%**

People with disabilities



**61%**

Women and girls



**39%**

Men and boys



**39%**

Children

## Part 1: Current Situation

### Situation Overview

The steadfast support provided by the Government of Poland and society to refugees from Ukraine continued throughout 2024, helping hundreds of thousands of refugees across the country in the third year of the crisis. Since the escalation of the war in Ukraine in February 2022, 1,864,000<sup>92</sup> refugees have applied for temporary protection in Poland, while the number of active PESEL<sup>93</sup> registrations is approximately 980,000. While new arrivals are expected on a lesser scale, ongoing displacement, pendular movements, and some voluntary returns will continue to shape the situation. The Government of Poland, along with humanitarian partners, will sustain the essential support needed for refugees to access rights and be included in national systems.

The Government of Poland adopted the *Act on Assistance to Ukrainian Citizens in the Context of the Armed Conflict in Ukraine* ("Special Act") in 2022, implementing the Temporary Protection mechanism into Polish domestic law with the latest amendments coming into force in July 2024. The Special Act provides for extended legal stay, access to employment, healthcare, education, and other social benefits.

The Socio-Economic Insights Survey (SEIS) highlights the positive impact of the Temporary Protection Directive (TPD) in helping refugees access jobs and services, although many vulnerable refugees continue to require assistance. The SEIS reports that 75 per cent of surveyed household members are in the labour force, while 69 per cent of working-age household members (15 to 60 years for women and up to 65 years for men) are employed.

Partners will continue working with the Government to protect and include refugees to ensure alignment with national priorities. Sub-national collaboration will focus on strengthening partnerships by enhancing the capacity and involvement of Polish civil society and refugee-led organizations in key areas such as service delivery, advocacy, and community integration initiatives. These organizations play a central role ensuring that responses are more inclusive, locally grounded, and tailored to the needs of both refugees and host communities.

### Country Risks and Needs

The 2024 SEIS<sup>94</sup> offers critical data for shaping Poland's 2025-2026 Refugee Response Plan (RRP). The SEIS indicates that the overwhelming majority of households are granted temporary protection, yet some still struggle with the legal and administrative challenges involved in renewing their status or applying for residency permits.<sup>95</sup>

---

<sup>92</sup> [Registered applications for the UKR status due to the conflict in Ukraine - Otwarte Dane.](#)

<sup>93</sup> Polish acronym for „Universal Electronic System for Registration of the Population” - Powszechny Elektroniczny System Ewidencji Ludności

<sup>94</sup> [Socio-Economic Insights Survey in Poland – Results Analysis \(SEIS 2024\).](#)

<sup>95</sup> Ibid.

Despite having overall access to essential services, refugees face significant information barriers, particularly in areas such as Gender-Based Violence (GBV), reproductive health, and mental health and psychosocial support. This stems from a combination of factors, including amendments made last June to the Special Act reducing the overall number of shelters and cultural stigmas surrounding discussion of GBV among refugees and host communities. When asked about awareness of protection services, 47 per cent of respondents were aware of the state social services for families, but only 7 per cent of households were aware of specialized reproductive health services, and even fewer were aware of GBV support services for women (4 per cent) or knew of shelters for survivors (1 per cent).

Child protection remains a key concern, as children are especially vulnerable to the impacts of displacement. Addressing the needs of unaccompanied children and ensuring safe spaces, care and services for refugee children are priority areas in the upcoming response.

When it comes to reporting inappropriate behaviour, the SEIS identified a notable gap in awareness.<sup>96</sup> While only 36 per cent of households knew where to report incidents such as sexual exploitation and abuse (SEA), 22 per cent were unsure. This indicates the need for continued communication and awareness about Prevention of Sexual Exploitation and Abuse (PSEA) and enhanced education about the relevant reporting mechanisms.

Progress has been made in education, with 170,000 refugee children enrolled in Polish schools. However, as many as 150,000 children remain outside formal education systems due to language difficulties, limited school capacity, and the preference for online Ukrainian schooling.<sup>97</sup> For RRP partners, this signals an urgent need for enhanced support for educational integration, including language training, infrastructure expansion, and initiatives that bridge Ukrainian and Polish curriculums.

Employment and livelihoods remain top priorities for refugees, with 35 per cent of households listing economic stability as essential for long-term inclusion. Full economic inclusion and decent work remains a challenge for refugees in Poland, while 69 per cent of working-age individuals are employed, 48 per cent and 10 per cent of households respectively face employment constraints due to illness or disability. Those employed often work in informal or low-wage roles. Barriers such as limited language skills, unrecognized qualifications, and insufficient childcare disproportionately impact women and caregivers. To address these disparities, RRP partners will include targeted vocational training programs, language courses, and childcare support to unlock the potential of these populations and address labour market gaps.

Access to services, especially healthcare and housing, remains challenging. One third of refugees highlighted access to healthcare services as a priority need, the second highest priority after

---

<sup>96</sup> [Socio-Economic Insights Survey in Poland – Results Analysis \(SEIS 2024\)](#).

<sup>97</sup> Progress has been made in education, with 170,000 refugee children enrolled in Polish schools. However, as many as 150,000 children remain outside formal education systems due to language difficulties, limited school capacity, and the preference for online Ukrainian schooling. For RRP partners, this signals an urgent need for enhanced support for educational integration, including language training, infrastructure expansion, and initiatives that bridge Ukrainian and Polish curriculums. See [https://ceo.org.pl/wp-content/uploads/2025/01/Enrollment-report\\_CEO\\_UNICEF\\_10.2024\\_ENG-1.pdf](https://ceo.org.pl/wp-content/uploads/2025/01/Enrollment-report_CEO_UNICEF_10.2024_ENG-1.pdf).

access to employment and livelihoods. Although the majority of refugees have health insurance (93 per cent), nearly one in five refugees (17 per cent) face barriers such as high direct and indirect costs, long waiting times, administrative hurdles, and language barriers that limit access to necessary services. Individuals with chronic diseases or disabilities were disproportionately affected by these barriers.

Housing remains a concern, as one out of five households (19 per cent) reside in shared accommodation, while others live in hotels/hostels (8 per cent), collective sites (6 per cent), or employer-provided housing (4 per cent). High costs exacerbate these vulnerabilities, increasing the risk of homelessness. RRP partners will focus on prioritizing affordable housing initiatives, providing winterization support, and advocating for government action to formalize rental agreements, thereby reducing insecurity and exploitation.

## Part 2: Country Response and Solutions Strategy

### Country Strategic Objectives

**SO1: Support Poland to ensure that refugees have continued access to protection, legal status, and rights, with a particular focus on vulnerable groups and including age and gender considerations.**

At the time of writing, RRP partners are collaborating closely with Government authorities to ensure new arrivals are well-informed about legal status requirements and the available protection mechanisms that can support them in Poland. Aligned with the strategic objective, the focus will remain on providing tailored legal, social and other needed support to vulnerable groups, including children, women, people with disabilities, minority groups, and the elderly. RRP partners remain dedicated to assisting refugees with legal status issues and access to services in Poland including social benefits. This approach acknowledges the uncertainty refugees face while in Poland and the need for assistance and support to continued access to legal rights and services. The situation on the ground will be continuously monitored to guide priority interventions, ensuring that the response adapts to emerging needs and being cognisant to adopt an age, gender and diversity lens in response. Efforts will also focus on advocating for an inclusive approach that eliminates disparities in access to rights, ensuring equal treatment and protection for all.

**SO2: Support Poland in their efforts to include refugees in national systems – decent work, social protection, health, education, child protection services – with a particular focus on outreach and inclusion of vulnerable groups and including age, gender and disability considerations.**

By the end of 2026, RRP partners will ensure that all refugees in Poland have equal access to national systems like healthcare, education, child and social protection, with special support for vulnerable groups. The emphasis will be on effective inclusion and promoting sustainable

livelihoods, with a focus on youth, ethnic minorities, and those with prolonged stays in collective accommodations.

RRP partners will focus on ensuring that refugees are included into Poland's national systems, prioritizing self-reliance. Key actions include supporting labour market integration through language courses, job-matching, upskilling, and legal counselling on labour rights, while addressing risks like exploitation. Collaboration with the private sector will remain ongoing in order to foster long-term solutions. In education, RRP partners will advocate for the increased enrolment of refugee children in Polish schools, prioritizing in-person attendance and psychosocial support.

Housing and health initiatives will focus on enhancing collective accommodations, such as shelters and temporary housing facilities, to make sure they meet adequate living standards, including improved infrastructure, sanitation, and safety measures. Efforts will aim to expand access to affordable housing options and strengthen integration into the national healthcare system, prioritizing support for vulnerable groups such as older individuals, people with disabilities, unaccompanied or separated children and minority groups. Strengthening ties with the private sector to foster economic inclusion and resilience will also remain a key priority.

### **SO3: Strengthen social cohesion between refugee communities and their hosts in Poland.**

Amidst a noticeable increase in reported negative attitudes from the local population toward refugees in 2024,<sup>98</sup> RRP partners will prioritize activities that foster social cohesion, reduce social tensions and build mutual respect and understanding amongst communities. Working closely with national and local authorities, partners will combat misinformation, inequality and stereotypes that hinder integration. Digital tools such as social media platforms aimed at targeting social behaviour will facilitate the implementation of targeted community engagement initiatives, awareness, and education campaigns. Partners will also engage national sports authorities to facilitate positive interactions and trust-building through sports. Advocacy efforts on inclusive policies and legislation and promoting positive narratives on the contributions of refugees to Polish society will also be prioritized.

### **SO4: Advance the localization of the response in Poland, by supporting national and local Polish civil society, municipalities and local authorities, and coordination structures, as well as sharing and building capacities and supporting sustainable programming.**

By 2026, RRP partners will strengthen civil society organizations, equipping them to better support refugees through effective referral systems that connect individuals to vital public services like healthcare, education, and housing. These systems will empower civil society to play a key role in service delivery while actively engaging in policy discussions with authorities. This strategy makes

---

<sup>98</sup> [Socio-Economic Insights Survey in Poland – Results Analysis \(SEIS 2024\)](#), 32 per cent of households reported negative attitudes from the local population in 2023, and 39 per cent in 2024.

sure refugee voices and needs are effectively represented and incorporated into decision-making processes.

The Government-led response will improve coordination and communication between national and local levels, ensuring more efficient resource management, better accountability, and sustainable services for refugees. Local authorities will strengthen their capacity to manage essential services like healthcare, education, housing, and employment, ensuring these systems are integrated into national frameworks for long-term sustainability. Civil Society Organizations (CSOs), deeply embedded in refugee communities, will play a key role in developing tailored, community-based solutions that promote local ownership and resilience.<sup>99</sup>

### **FLOOD EMERGENCY RESPONSE: SUPPORT OF UKRAINIAN REFUGEES TO POLISH AFFECTED COMMUNITIES**

Responding to the devastating floods in southwestern Poland, Ukrainian refugees emerged as vital contributors to relief efforts, showcasing the power of community, inclusion and solidarity. Keenly understanding loss and the importance of helping one another, they rallied together to support fellow flood survivors, demonstrating resilience and empathy.

In cities like Wrocław, Ukrainian refugees organized collection drives for essential supplies such as clothing, food, and hygiene products. Many worked tirelessly in local community centres, supporting those in need. Their efforts extended beyond donations; they also provided hands-on assistance, helping to clean up affected homes and offer emotional support to distraught families.

---

<sup>99</sup> Stories of Ukrainian refugees supporting Polish communities affected by the flood can be found at: <https://www.polskieradio.pl/399/7977/artykul/3434634.ukraincy-angazuja-sie-w-pomoc-powodzianom>  
<https://gdansk.tvp.pl/82467507/pomoc-powodzianom-trwa-pomagaja-rowniez-ukraincy>  
<https://ukrayina.pl/polish/7,190250,31309155.ukraincy-pomagaja-powodzianom-wiem-jak-to-jest-kiedy-twoj.html>  
<https://www.facebook.com/watch/?v=523485283765033&rdid=Ma4pzQMBNWk6HpaI>



## Sectoral Responses

### Cross-Cutting Priorities of the RRP

- Accountability to Affected Populations
- Age, Gender and Diversity (AGD)
- Protection from Sexual Exploitation and Abuse (PSEA)
- One-Refugee Approach
- Sustainability
- Government Ownership

*Read more in the Regional Overview p.20*

## PROTECTION



Polish laws, including the *Act on Foreigners* and the *Act on Granting Protection to Foreigners*, regulate refugee entry and access to protection.<sup>100</sup>

Based on the Temporary Protection Directive, the 2022 Special Act offered legal stay, employment, healthcare and social benefits. Recent amendments in July 2024 focused on accommodation, education, social protection and extension of legal status until September 2025.

The SEIS findings highlight protection risks, including barriers to documentation, employment, mental health concerns and social cohesion challenges. The Protection Sector will lead efforts in legal and policy advocacy to ensure refugees' access to rights and services. It will enhance legal counselling, representation, and access to national systems, working closely with Government actors and civil society. Addressing child protection concerns remain a priority for the sector as addressing the complexity of needs of unaccompanied and separated refugee children requires focused collaboration by all stakeholders.

The Protection Sector also aims to improve social cohesion, address stigma, and promote inclusion, especially for vulnerable refugee groups, through an age, gender, and diversity approach. Its work aligns with Sustainable Development Goal (SDG) 16 on Peace, Justice, and Strong Institutions by promoting access to services and justice, benefiting both local and refugee communities.

<sup>100</sup> In October 2024, it adopted a new migration strategy to strengthen border control.

### Sub-sector: Gender-Based Violence (GBV)



According to the SEIS,<sup>101</sup> while majority of the refugee population consists of women and girls, single female-headed households remain at heightened risk of GBV, mainly from intimate partner violence and sexual violence. Key risk factors include care responsibilities leading to social isolation and limiting employment opportunities, coupled with MHPSS needs and dependence on precarious short-term living arrangements.

Despite the significant risks, the SEIS findings show that only 4 per cent of households report knowledge of GBV support services.<sup>102</sup> With limited knowledge on GBV related legal assistance and MHPSS featuring as most prominent,<sup>103</sup> barriers for accessing GBV services also include language, stigma and fear of retaliation.

These challenges reflect GBV as a continued barrier to achieving gender equality and women's empowerment. GBV sub-sector, thus, will continue prioritizing prevention, risk mitigation, and response to GBV in Poland by strengthening national capacities for the provision of quality, survivor-centered multi-sectoral GBV services (MHPSS, legal, safe shelter, health). Partners will build refugees' awareness and knowledge of GBV, including for PSEA, and contribute to shifting the attitude base.

It will be central to coordinate community feedback and building an evidence-base for targeted advocacy interventions and mainstreaming refugee needs in national programs. Investing in refugee, LGBTIQ+, and women-led organizations for provision of care and targeted interventions for refugees at heightened risk. The GBV sub-sector will contribute to SDG5.

### Sub-sector: Child Protection



While the needs of refugees in Poland have largely shifted towards inclusion, pressing child protection risks, such as family separation, discrimination, violence, and neglect, remain. The national child protection system remains stretched, with significant gaps in services including case management, social services, and family-based care. Many refugee children require comprehensive support – such as unaccompanied and separated children accommodated in collective centres, children with disabilities, those from minority group and children not in school.

As Poland hosts the largest population of refugee children from Ukraine, including those without parental care, child protection actors will focus on strengthening the national system to mitigate protection risks. Priorities include improving the foster and alternative care systems, preventing separation, violence and exploitation and providing comprehensive interdisciplinary support to child survivors. Efforts will emphasize social inclusion of the most vulnerable children and families, alongside mental health and psychosocial support to strengthen resilience among children and caregivers. Advocacy, enhancing services and specialized support, raising awareness and

<sup>101</sup> [Socio-Economic Insights Survey in Poland – Results Analysis \(SEIS 2024\)](#).

<sup>102</sup> Ibid, see question on % of HHs reporting awareness of services.

<sup>103</sup> Ibid, see question on % of respondents who know how to access GBV services.

addressing barriers limiting access to services will be critical. These initiatives aim to ensure that refugee children receive the services through accountable and inclusive institutions at all levels (SDG 16) while promoting well-being for all ages (SDG 3).

## EDUCATION



In 2025-2026, the Education Sector, in collaboration with other sectors, the Ministry of Education, and local authorities, will focus on supporting the inclusion of Ukrainian children into the Polish education system. Efforts will emphasize retention strategies to prevent school dropouts, including providing Polish language classes, catch-up lessons, and Mental Health and Psychosocial Support (MHPSS) in both formal and non-formal settings. The sector will also continue working to engage out-of-school children and their parents and caregivers, encouraging enrolment and retention.<sup>104</sup>

A key focus will be on upskilling Ukrainian adolescents and youth, offering skills development programs, career guidance, and internships to prepare them for Ukraine's future recovery. The sector will also highlight the importance of early childhood education, promoting access to early childhood education and care services, and paying special attention to children with disabilities to advance inclusive education for all.

As part of a working group within the Ministry of Education, Education Sector members will help shape national policies aimed at integrating Ukrainian children. Priorities will include building the capacity of education professionals to foster inclusive environments, supporting intercultural assistants, and improving data collection and analysis to deliver effective, targeted interventions that promote inclusion. Education sector's work will contribute to SDG 4, 5, 8, 10, 16 and 17.

## LIVELIHOODS AND ECONOMIC INCLUSION



In 2025-2026, efforts toward refugee economic inclusion and resilience will privilege data-driven policies, targeted support for vulnerable groups, and multi-stakeholder collaboration. Key actions will complement public capacities, improve access to decent employment, and alleviate barriers to self-reliance, especially for women, ethnic minorities, and those in shelters. Priority will be given to advanced language training aligned with industry needs to bridge the gap between refugees' skills and available jobs, alongside certification and skills recognition to boost employability. Programs will track progress from skills assessment to job placement, providing personalized coaching and mentoring, while targeted initiatives will empower self-employed refugees and aspiring entrepreneurs.

The response will advocate for gender-inclusive policies, focusing on the needs of female-headed households, accessible childcare services, and the prevention of workplace gender-based

<sup>104</sup> 51 per cent of refugee children enrolled in school are still following the online Ukrainian curriculum - [Socio-Economic Insights Survey in Poland – Results Analysis \(SEIS 2024\)](#).

violence. Cross-sector collaboration will make certain Mental Health and Psychosocial Support addresses psychological barriers to employment, while legal aid covers labor rights and workplace challenges.

Private sector partnerships will aim to expand access to decent employment opportunities and promote flexible recruitment pathways that address the specific needs of refugees. These efforts will include preventing labour exploitation by raising awareness and promoting equitable work environments. Collaboration with key local and international development actors will further advance inclusive labour initiatives and strengthen economic and financial inclusion strategies.

The response aligns with the 2030 Agenda for Sustainable Development, particularly Goal 8, by fostering inclusive and sustainable economic growth and ensuring decent work for all. Through the Economic Inclusion Working Group, which brings together the Government, civil society, and private sector partners, refugee inclusion will be further integrated into the national agenda, benefiting both refugees and host communities while promoting local economic development and social cohesion.

---

## PUBLIC HEALTH AND NUTRITION



RRP Partners will use a dual-track approach to ensuring access to healthcare services. They will provide direct support to refugees to access information on the functioning of the Polish healthcare system. Partners will ensure access to prevention (including vaccination) and specialized healthcare services (screening, diagnosis, linkage to care, referrals) for patients with Non-Communicable diseases, Communicable diseases (HIV, Tuberculosis, Viral Hepatitis, Sexually Transmitted Infections, Vaccine Preventable Diseases), physical and psychological conditions, and disabilities.<sup>105</sup> Direct response will be mainly focused on the most vulnerable refugees from Ukraine, including those residing in collective shelters.

On the other hand, partners will strengthen national public health systems through documenting service delivery challenges, development of policy and programme recommendations on improvement, as well as capacity building of local health workforce to respond to the health needs of refugees in various areas, including GBV/PSEA. Partners will collaborate on the improvement of the national referral mechanisms for the provision of quality survivor-centred multi-sectoral services for GBV survivors, as well as on the provision of direct services to them. The Health and Nutrition Sector response directly contributes to SDG 2, “End hunger, achieve food security and improved nutrition and promote sustainable agriculture,” SDG 3, “Ensure healthy lives and promote well-being for all at all ages,” and SDG 5, “Achieve gender equality and empower all women and girls indirectly.”

---

<sup>105</sup> [Refugee Health in Poland](#).

## Sub-sector: Mental Health and Psychosocial Support (MHPSS)



As the number of refugee households experiencing various degrees of mental health and psychosocial problems remains high (40 per cent),<sup>106</sup> MHPSS continues to be a prioritized key cross-cutting area across sectors.

With 51 per cent of refugees reporting an inability to access MHPSS services, enhancing accessibility to multi-layered MHPSS services, including individual, group, specialized, and community-based support, remains crucial. While barriers to access include lack of belief in the necessity of MHPSS and a lack of awareness; implementation of scalable MHPSS interventions will continue to be prioritized, with a particular focus on promoting community resilience, self-reliance and knowledge.

Targeting both refugees and care providers, the sub-sector will therefore prioritize: 1) community-based service provision and information, 2) strengthened capacities (Government and humanitarian) and improved access for refugees with moderate to severe conditions to MHPSS services, and 3) resilience-building and self-help activities for family and frontline workers.

Linked with SDG 3 on health and well-being, partners will also promote sustainable access of refugees to MHPSS services in the national system, map available services and improve quality of and access to these services across all layers.

## SHELTER, HOUSING AND ACCOMMODATION



2024 brought significant changes to the Shelter and Accommodation Sector. When amendments to the Special Act came into force, Article 13, allowing Government subsidies for private accommodation rental to the refugees from Ukraine, was cancelled, and all collective centres were required to be contracted by the Voivodes or municipal authorities. The policy to further reduce and consolidate collective centres, with the objective of supporting the independence and integration of refugees, is continuously implemented.

The most common housing arrangement remains private rental accommodation (61 per cent, SEIS).<sup>107</sup> Only 6 per cent of respondents live in collective centres, and they are considered the most vulnerable group. Private rental options remain impacted by high and continuously rising costs, a competitive housing market (approximately 50,000 refugees benefiting from subsidized accommodation created additional pressure), and discrimination.

To address the situation, shelter actors' responses will prioritize supporting refugees to gain independence through job activation and support for renting in the private market in line with the Government's main directions. In collective centres, together with voivodship management, partners will support the most vulnerable refugees, including older people, individuals with

<sup>106</sup> [Socio-Economic Insights Survey in Poland – Results Analysis \(SEIS 2024\)](#).

<sup>107</sup> [Socio-Economic Insights Survey in Poland – Results Analysis \(SEIS 2024\)](#).

disabilities, and minorities. Finally, there will be a focus on advocacy for good collaboration with MOI and relevant regional authorities, including the provision of technical guidelines, and support to a community of practice.

The sector strategy supports SDG 1, specifically Target 1.4, by helping vulnerable Ukrainian refugees access housing, jobs, and essential services. This promotes dignity and economic stability, aligning with efforts to reduce poverty and secure equal access to resources.

---

## BASIC NEEDS



Poland has seen net arrivals since August 2024, many of whom face significant challenges. Vulnerable groups are at heightened risk during their initial time after arrival.

The Working Group will focus on complementing Government efforts to support new vulnerable arrivals, particularly at the border. Partners stand ready to provide assistance through the distribution of already prepositioned items, including but not limited to hygiene kits, winter clothing, heating devices, and transportation of goods. This comprehensive approach aims to meet the immediate and evolving needs of the refugee population. Such effort will be complemented through targeted, time bound multi-purpose cash assistance to refugees with specific vulnerabilities. This cash assistance aims to provide flexible support that empowers refugees to prioritize their unique circumstances, whether it be securing housing, accessing healthcare, purchasing essential goods, or meeting other urgent requirements.

## SOCIAL AND BEHAVIOUR CHANGE COMMUNICATION (SBCC)

RRP partners will have the opportunity to participate in the Social and Behaviour Change Communication (SBCC) Strategy initiative, a collaborative effort led by UNHCR, UNICEF, the NGO Forum “Razem”, Polish authorities, and civil society organizations in Poland. This strategy seeks to better understand the factors influencing refugee behaviour to improve communication, with a special focus on issues related to social and economic inclusion, social cohesion, skills development, language learning, and collective shelter environments.

The SBCC Strategy will be implemented throughout 2025 and 2026. The approach encourages collaboration from a broad range of actors, ensuring that diverse viewpoints and perspectives are considered. The strategy aims to address the psychological, social, and environmental barriers faced by refugees while supporting partners in designing, testing, and refining interventions based on shared evidence in priority areas.

By joining the SBCC Strategy, organizations will benefit from the insights generated by working groups, enabling them to adapt the findings to their operations. This will help partners save resources and focus their communication and advocacy efforts on the most impactful messaging supported by expert input from behavioural science specialists.

## Partnership and Coordination

Building on the significant transformation of the Refugee Coordination Model in 2023 and consolidation of the same in 2024 in Poland, which aimed to enhance collaboration among national and international stakeholders while maintaining a streamlined and light structure to support the Government’s response efforts, the Refugee Coordination architecture for 2025 and 2026 will remain fit for purpose, with minor adjustments in the areas of Basic Needs and Multi-Purpose Cash. The coordination framework encompasses multiple sectors, including Protection, Health & Nutrition, Shelter, Housing & Accommodation, Livelihood and Economic Inclusion, and Education. Sub-areas such as Child Protection, Gender-Based Violence (GBV), and Mental Health and Psychosocial Support (MHPSS) are prioritized, supported by cross-cutting working groups focused on Accountability to Affected Populations (AAP), Protection from Sexual Exploitation and Abuse (PSEA), Information Management (IM), and Basic Needs and Multi-Purpose Cash.

Changes to the Basic Needs and Multi-Purpose Cash Working Groups in 2025 and 2026 will reflect the evolving nature of the crisis. Up until the first half of 2024, the response focused heavily on urgent assistance for housing, medicine, and food amid peak inflation. Although needs have shifted, the coordination arrangements for Basic Needs and Multi-Purpose Cash will remain active but streamlined, maintaining a light and agile structure that can be rapidly scaled up in the event of a significant new influx of refugees from Ukraine.

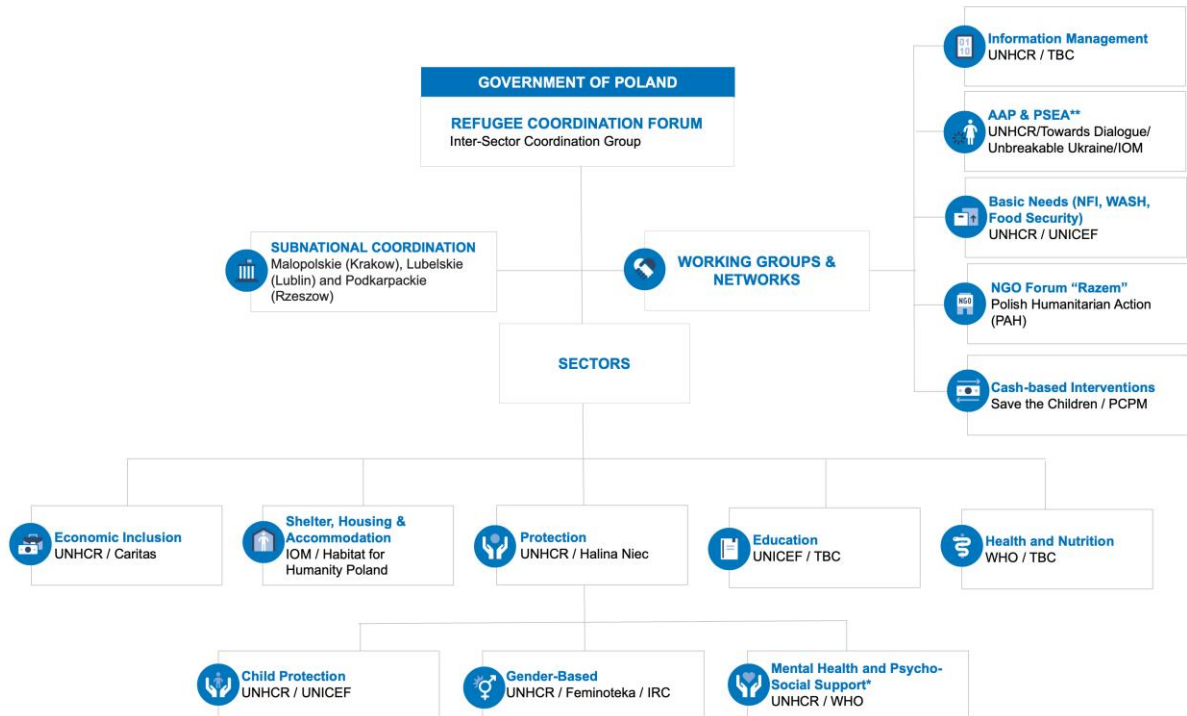
Regional coordination forums, working closely with local authorities in key cities such as Krakow, Rzeszow, and Lublin, will continue to facilitate joint assessments and activity monitoring as part of the Information Management Working Group's priorities. The active involvement of national and local governments will be essential for effectively addressing refugee needs and enabling humanitarian organizations to identify challenges better. This collaborative approach will ensure that efforts remain aligned, culturally appropriate, and responsive to the unique circumstances of refugees, thereby enhancing the overall response.

For 2025 and 2026, the Refugee Response Plan (RRP) will predominantly involve national and refugee-led organizations, representing nearly 80 per cent of the total appealing entities. In addition to 77 partners from local and international NGOs, UN agencies, faith-based organizations, and academic institutions, many national organizations will implement RRP-related activities through bilateral agreements with these partners.

The RRP emphasizes Government ownership and collaboration, empowering national and local actors to lead coordination efforts. By fostering engagement with academia, the private sector, and policymakers, the RRP aims to enhance service delivery and support for refugees across Poland, reinforcing the commitment to social cohesion and integration.



## Country Coordination Structure (as of October 2024)<sup>108</sup>



\* - jointly with the health sector

\*\* - Accountability to Affected Populations (AAP) & Protection from Sexual Exploitation and Abuse Network (PSEA)

<sup>108</sup> The existing coordination structure may be subject to changes depending on the operational requirements. Similarly, the co-leadership of different sectors and working groups may change. For the most updated structure please visit [Refugee Coordination Forum in Poland \(Living Document\)](#).

## Part 3: Inter-Agency Financial Requirements

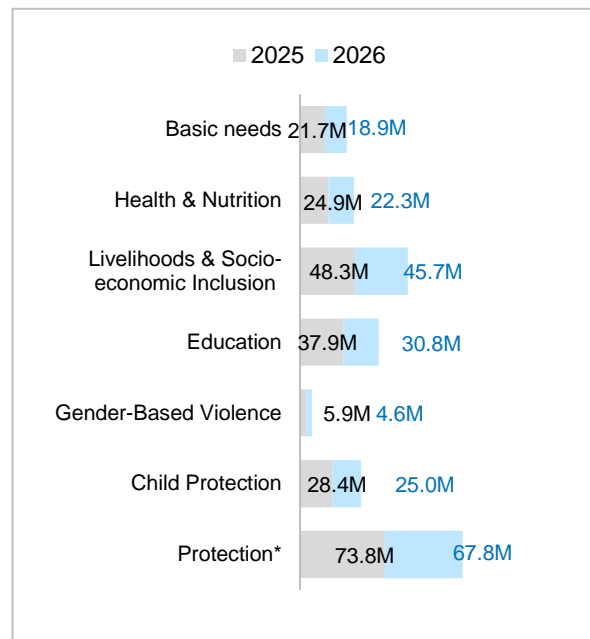
### Budget summary by type at country level

| PARTNER TYPE               | FINANCIAL REQUIREMENTS IN USD |                    |                    |
|----------------------------|-------------------------------|--------------------|--------------------|
|                            | 2025                          | 2026               | TOTAL              |
| <b>UN agencies</b>         | 128,366,825                   | 123,293,238        | 251,660,063        |
| <b>IFRC and Red Cross</b>  | 3,699,050                     | 4,919,200          | 8,618,250          |
| <b>National NGOs</b>       | 49,282,331                    | 44,861,829         | 94,144,160         |
| Faith-based organizations  | 8,176,000                     | 8,376,000          | 16,552,000         |
| Refugee-led organizations* | 2,319,137                     | 2,301,465          | 4,620,602          |
| Women-led organizations*   | 11,139,956                    | 10,737,539         | 21,877,495         |
| <b>International NGOs</b>  | 24,899,967                    | 12,166,569         | 37,066,536         |
| Faith-based organizations  | 2,011,600                     | 2,231,100          | 4,242,700          |
| <b>Academia</b>            | 270,000                       | 270,000            | 540,000            |
| <b>TOTAL</b>               | <b>206,518,173</b>            | <b>185,510,836</b> | <b>392,029,009</b> |

\* One organization can be classified in multiple sub-categories (women-led, refugee-led, faith-based, etc.), the individual sub-categories can therefore not be added to arrive at the total.

Notes: This list only includes appealing organizations under the RRP, many of which also collaborate with implementing partners additional to those listed here.

### Budget summary by sector at country level



\* Includes Child Protection and Gender-Based Violence

## Budget summary by partner at the country level

| Partner  | Year | Protection (excluding CP & GBV) | Child Protection (CP) | Gender-Based Violence (GBV) | Education  | Livelihoods & Economic Inclusion | Health & Nutrition | Basic Needs | Total in US\$ | TOTAL             |
|--|------|---------------------------------|-----------------------|-----------------------------|------------|----------------------------------|--------------------|-------------|---------------|-------------------|
| <b>UN Agencies</b>   |      |                                 |                       |                             |            |                                  |                    |             |               |                   |
| UN International Organization for Migration                                      | 2025 | 8,000,000                       | 2,500,000             | 500,000                     | -          | 21,150,000                       | 2,700,000          | 5,150,000   | 40,000,000    | <b>80,000,000</b> |
|  | 2026 | 8,000,000                       | 2,500,000             | 500,000                     | -          | 21,150,000                       | 2,700,000          | 5,150,000   | 40,000,000    |                   |
| UN World Health Organization   | 2025 | -                               | -                     | 320,000                     | -          | -                                | 9,540,000          | -           | 9,860,000     | <b>19,720,000</b> |
|  | 2026 | -                               | -                     | 320,000                     | -          | -                                | 9,540,000          | -           | 9,860,000     |                   |
| United Nations Children's Fund   | 2025 | -                               | 17,634,165            | -                           | 15,071,712 | -                                | 1,670,748          | -           | 34,376,625    | <b>64,413,583</b> |
|  | 2026 | -                               | 15,869,829            | -                           | 13,340,575 | -                                | 826,554            | -           | 30,036,958    |                   |
| United Nations High Commissioner for Refugees                                    | 2025 | 25,064,516                      | 1,693,548             | 1,693,548                   | 1,693,548  | 10,584,677                       | -                  | 1,245,363   | 41,975,200    | <b>83,546,480</b> |
|  | 2026 | 25,064,516                      | 1,693,548             | 1,693,548                   | 1,693,548  | 10,584,677                       | -                  | 841,443     | 41,571,280    |                   |
| United Nations Population Fund   | 2025 | -                               | -                     | 1,005,000                   | -          | -                                | 1,150,000          | -           | 2,155,000     | <b>3,980,000</b>  |
|  | 2026 | -                               | -                     | 895,000                     | -          | -                                | 930,000            | -           | 1,825,000     |                   |
| <b>IFRC and Red Cross</b>  |      |                                 |                       |                             |            |                                  |                    |             |               |                   |
| Polish Red Cross (Polski Czerwony Krzyż) & International Federation of Red Cross | 2025 | 63,620                          | -                     | -                           | -          | 139,730                          | 282,540            | 3,213,160   | 3,699,050     | <b>8,618,250</b>  |
|  | 2026 | 17,900                          | -                     | -                           | -          | 846,000                          | 282,540            | 3,772,760   | 4,919,200     |                   |
| <b>National NGOs</b>   |      |                                 |                       |                             |            |                                  |                    |             |               |                   |
| Caritas Poland   | 2025 | 1,185,000                       | 1,000,000             | -                           | 1,920,000  | 1,655,000                        | 1,488,000          | -           | 7,248,000     | <b>14,496,000</b> |
|  | 2026 | 1,185,000                       | 1,000,000             | -                           | 1,920,000  | 1,655,000                        | 1,488,000          | -           | 7,248,000     |                   |
| Central Roma Council in Poland   | 2025 | -                               | -                     | -                           | 358,000    | 109,000                          | 380,000            | -           | 847,000       | <b>1,694,000</b>  |
|  | 2026 | -                               | -                     | -                           | 358,000    | 109,000                          | 380,000            | -           | 847,000       |                   |
| Eleon - pomocne dłonie dla Ukrainy   | 2025 | -                               | -                     | -                           | -          | -                                | 42,000             | -           | 42,000        | <b>84,000</b>     |
|  | 2026 | -                               | -                     | -                           | -          | -                                | 42,000             | -           | 42,000        |                   |
| Fundacja "Ukraiński Dom"   | 2025 | 300,000                         | -                     | -                           | 65,000     | 480,000                          | 300,000            | 88,000      | 1,233,000     | <b>2,466,000</b>  |
|  | 2026 | 300,000                         | -                     | -                           | 65,000     | 480,000                          | 300,000            | 88,000      | 1,233,000     |                   |
| Fundacja Avalon  | 2025 | -                               | -                     | -                           | -          | -                                | 130,000            | -           | 130,000       | <b>240,000</b>    |
|  | 2026 | -                               | -                     | -                           | -          | -                                | 110,000            | -           | 110,000       |                   |
| Fundacja Centrum Współpracy Międzynarodowej Germanitas                           | 2025 | 25,000                          | -                     | -                           | -          | 80,000                           | -                  | -           | 105,000       | <b>185,000</b>    |
|  | 2026 | 20,000                          | -                     | -                           | -          | 60,000                           | -                  | -           | 80,000        |                   |
| Fundacja Dajemy Dzieciom Siłę (Empowering Children Foundation)                   | 2025 | -                               | 750,000               | -                           | -          | -                                | -                  | -           | 750,000       | <b>1,500,000</b>  |
|  | 2026 | -                               | 750,000               | -                           | -          | -                                | -                  | -           | 750,000       |                   |

| Partner   | Year | Protection (excluding CP & GBV) | Child Protection (CP) | Gender-Based Violence (GBV) | Education | Livelihoods & Economic Inclusion | Health & Nutrition | Basic Needs | Total in US\$ | TOTAL            |
|---|------|---------------------------------|-----------------------|-----------------------------|-----------|----------------------------------|--------------------|-------------|---------------|------------------|
| Fundacja dla Migrantów DOBRY START                      | 2025 | 135,149                         | -                     | 114,889                     | -         | 87,461                           | -                  | -           | 337,500       | <b>675,000</b>   |
|   | 2026 | 135,149                         | -                     | 114,889                     | -         | 87,461                           | -                  | -           | 337,500       |                  |
| Fundacja dla Wolności                                   | 2025 | -                               | -                     | -                           | 30,000    | 100,000                          | 450,000            | -           | 580,000       | <b>1,210,000</b> |
|   | 2026 | -                               | -                     | -                           | 30,000    | 150,000                          | 450,000            | -           | 630,000       |                  |
| Fundacja Emic   | 2025 | 80,000                          | -                     | -                           | 200,000   | 500,000                          | 36,000             | -           | 816,000       | <b>1,632,000</b> |
|   | 2026 | 80,000                          | -                     | -                           | 200,000   | 500,000                          | 36,000             | -           | 816,000       |                  |
| Fundacja Feminoteka                                     | 2025 | -                               | -                     | 180,100                     | -         | 110,966                          | -                  | 146,558     | 437,624       | <b>796,735</b>   |
|   | 2026 | -                               | -                     | 101,587                     | -         | 110,966                          | -                  | 146,558     | 359,111       |                  |
| Fundacja Feniks   | 2025 | -                               | -                     | -                           | -         | -                                | 61,825             | -           | 61,825        | <b>123,650</b>   |
|   | 2026 | -                               | -                     | -                           | -         | -                                | 61,825             | -           | 61,825        |                  |
| Fundacja Freedom Space                                  | 2025 | -                               | -                     | -                           | 15,000    | -                                | 10,000             | 10,000      | 35,000        | <b>70,000</b>    |
|   | 2026 | -                               | -                     | -                           | 15,000    | -                                | 10,000             | 10,000      | 35,000        |                  |
| Fundacja Inicjatyw Społeczno-Ekonomicznych              | 2025 | -                               | -                     | -                           | -         | 48,600                           | -                  | -           | 48,600        | <b>97,200</b>    |
|   | 2026 | -                               | -                     | -                           | -         | 48,600                           | -                  | -           | 48,600        |                  |
| Fundacja Inicjatywa Dom Otwarty                         | 2025 | 42,239                          | -                     | -                           | 58,457    | 41,262                           | -                  | 20,707      | 162,665       | <b>349,729</b>   |
|   | 2026 | 48,574                          | -                     | -                           | 67,226    | 47,451                           | -                  | 23,813      | 187,064       |                  |
| Fundacja Innowacja i Wiedza                             | 2025 | -                               | -                     | -                           | -         | 2,699,356                        | -                  | -           | 2,699,356     | <b>5,398,712</b> |
|   | 2026 | -                               | -                     | -                           | -         | 2,699,356                        | -                  | -           | 2,699,356     |                  |
| Fundacja Instytut Polska-Ukraina                        | 2025 | -                               | -                     | -                           | -         | 350,000                          | -                  | -           | 350,000       | <b>550,000</b>   |
|   | 2026 | -                               | -                     | -                           | -         | 200,000                          | -                  | -           | 200,000       |                  |
| Fundacja Instytut Praw Pacjenta i Edukacji Zdrowotnej   | 2025 | -                               | -                     | -                           | -         | -                                | 450,000            | -           | 450,000       | <b>900,000</b>   |
|   | 2026 | -                               | -                     | -                           | -         | -                                | 450,000            | -           | 450,000       |                  |
| Fundacja Lapigua  | 2025 | -                               | -                     | -                           | 5,000     | 10,000                           | -                  | 15,000      | 30,000        | <b>60,000</b>    |
|   | 2026 | -                               | -                     | -                           | 5,000     | 10,000                           | -                  | 15,000      | 30,000        |                  |
| Fundacja Leny Grochowskiej                              | 2025 | -                               | -                     | -                           | -         | -                                | -                  | 1,000,000   | 1,000,000     | <b>2,000,000</b> |
|   | 2026 | -                               | -                     | -                           | -         | -                                | -                  | 1,000,000   | 1,000,000     |                  |
| Fundacja na Rzecz Psychoprofilaktyki Społecznej PRO-FIL | 2025 | -                               | -                     | -                           | -         | 144,487                          | 95,487             | -           | 239,974       | <b>479,948</b>   |
|   | 2026 | -                               | -                     | -                           | -         | 144,487                          | 95,487             | -           | 239,974       |                  |
| Fundacja Ocalenie                                       | 2025 | -                               | -                     | -                           | -         | 268,575                          | -                  | -           | 268,575       | <b>550,579</b>   |
|   | 2026 | -                               | -                     | -                           | -         | 282,004                          | -                  | -           | 282,004       |                  |
| Fundacja Polki Mogą Wszystko                            | 2025 | -                               | -                     | -                           | 250,195   | -                                | 186,732            | -           | 436,927       | <b>873,122</b>   |
|   | 2026 | -                               | -                     | -                           | 250,195   | -                                | 186,000            | -           | 436,195       |                  |

| Partner  | Year | Protection (excluding CP & GBV) | Child Protection (CP) | Gender-Based Violence (GBV) | Education | Livelihoods & Economic Inclusion | Health & Nutrition | Basic Needs | Total in US\$ | TOTAL            |
|--|------|---------------------------------|-----------------------|-----------------------------|-----------|----------------------------------|--------------------|-------------|---------------|------------------|
| Fundacja Pomocy Wzajemnej Barka                | 2025 | 50,000                          | -                     | -                           | -         | 200,000                          | -                  | 50,000      | 300,000       | <b>600,000</b>   |
|  | 2026 | 50,000                          | -                     | -                           | -         | 200,000                          | -                  | 50,000      | 300,000       |                  |
| Fundacja POS                                   | 2025 | -                               | -                     | -                           | 13,466    | -                                | 8,550              | -           | 22,016        | <b>44,032</b>    |
|  | 2026 | -                               | -                     | -                           | 13,466    | -                                | 8,550              | -           | 22,016        |                  |
| Fundacja Przedsiębiorczości Kobiet             | 2025 | -                               | -                     | -                           | -         | 300,000                          | 60,000             | -           | 360,000       | <b>832,000</b>   |
|  | 2026 | -                               | -                     | -                           | -         | 400,000                          | 72,000             | -           | 472,000       |                  |
| Fundacja Q                                     | 2025 | -                               | -                     | -                           | 130,000   | -                                | 20,000             | -           | 150,000       | <b>150,000</b>   |
|  | 2026 | -                               | -                     | -                           | -         | -                                | -                  | -           | -             |                  |
| Fundacja Right to Protection                   | 2025 | 400,000                         | -                     | -                           | -         | 400,000                          | 350,000            | -           | 1,150,000     | <b>2,300,000</b> |
|  | 2026 | 400,000                         | -                     | -                           | -         | 400,000                          | 350,000            | -           | 1,150,000     |                  |
| Fundacja Rozwoju Dzieci im. J. A. Komeńskiego  | 2025 | -                               | -                     | -                           | 100,000   | 100,000                          | -                  | -           | 200,000       | <b>450,000</b>   |
|  | 2026 | -                               | -                     | -                           | 150,000   | 100,000                          | -                  | -           | 250,000       |                  |
| Fundacja Siła Jedności                         | 2025 | 100,000                         | -                     | -                           | -         | -                                | -                  | -           | 100,000       | <b>185,000</b>   |
|  | 2026 | 85,000                          | -                     | -                           | -         | -                                | -                  | -           | 85,000        |                  |
| Fundacja Ukraina                               | 2025 | 300,000                         | -                     | -                           | 1,000,000 | 1,800,000                        | -                  | 30,000      | 3,130,000     | <b>5,560,000</b> |
|  | 2026 | 300,000                         | -                     | -                           | 600,000   | 1,500,000                        | -                  | 30,000      | 2,430,000     |                  |
| Fundacja Zustricz                              | 2025 | -                               | -                     | -                           | 120,000   | 60,000                           | 200,000            | -           | 380,000       | <b>680,000</b>   |
|  | 2026 | -                               | -                     | -                           | 100,000   | 40,000                           | 160,000            | -           | 300,000       |                  |
| Fundację Rozwoju Społeczeństwa Informatycznego | 2025 | -                               | -                     | -                           | 200,000   | 100,000                          | -                  | -           | 300,000       | <b>600,000</b>   |
|  | 2026 | -                               | -                     | -                           | 200,000   | 100,000                          | -                  | -           | 300,000       |                  |
| Fundacji Dwa Skrzydła UA                       | 2025 | 10,000                          | -                     | -                           | -         | 50,000                           | -                  | -           | 60,000        | <b>120,000</b>   |
|  | 2026 | 10,000                          | -                     | -                           | -         | 50,000                           | -                  | -           | 60,000        |                  |
| Habitat for Humanity Poland                    | 2025 | -                               | -                     | -                           | -         | -                                | -                  | 3,780,000   | 3,780,000     | <b>6,300,000</b> |
|  | 2026 | -                               | -                     | -                           | -         | -                                | -                  | 2,520,000   | 2,520,000     |                  |
| Homo Faber Foundation                          | 2025 | -                               | -                     | -                           | -         | 137,000                          | -                  | -           | 137,000       | <b>318,000</b>   |
|  | 2026 | -                               | -                     | -                           | -         | 181,000                          | -                  | -           | 181,000       |                  |
| Internationaler Bund Polska                    | 2025 | -                               | -                     | -                           | 100,000   | -                                | -                  | -           | 100,000       | <b>200,000</b>   |
|  | 2026 | -                               | -                     | -                           | 100,000   | -                                | -                  | -           | 100,000       |                  |
| Kalejdoskop Kultur                             | 2025 | -                               | -                     | -                           | -         | -                                | 250,000            | -           | 250,000       | <b>500,000</b>   |
|  | 2026 | -                               | -                     | -                           | -         | -                                | 250,000            | -           | 250,000       |                  |
| Kamilińska Misja Pomocy Społecznej             | 2025 | -                               | -                     | -                           | -         | 15,000                           | -                  | 87,500      | 102,500       | <b>210,000</b>   |
|  | 2026 | -                               | -                     | -                           | -         | 20,000                           | -                  | 87,500      | 107,500       |                  |






| Partner  | Year | Protection (excluding CP & GBV) | Child Protection (CP) | Gender-Based Violence (GBV) | Education | Livelihoods & Economic Inclusion | Health & Nutrition | Basic Needs | Total in US\$ | TOTAL             |
|--|------|---------------------------------|-----------------------|-----------------------------|-----------|----------------------------------|--------------------|-------------|---------------|-------------------|
| Klub Inteligencji Katolickiej w Warszawie  | 2025 | 203,000                         | -                     | -                           | 2,560,000 | 115,000                          | -                  | 790,000     | 3,668,000     | <b>7,613,000</b>  |
|  | 2026 | 225,000                         | -                     | -                           | 2,660,000 | 145,000                          | -                  | 915,000     | 3,945,000     |                   |
| Metropolitan Orthodox Christian Charity ELEOS  | 2025 | -                               | -                     | -                           | 300,000   | 150,000                          | -                  | 250,000     | 700,000       | <b>1,600,000</b>  |
|  | 2026 | -                               | -                     | -                           | 350,000   | 250,000                          | -                  | 300,000     | 900,000       |                   |
| NOMADA Stowarzyszenie na Rzecz Integracji Społeczeństwa Wielokulturowego                       | 2025 | 690,000                         | -                     | 240,000                     | 150,000   | -                                | 62,000             | 78,500      | 1,220,500     | <b>2,444,000</b>  |
|  | 2026 | 690,000                         | -                     | 240,000                     | 150,000   | -                                | 65,000             | 78,500      | 1,223,500     |                   |
| Patchwork  | 2025 | 25,000                          | 20,000                | 15,000                      | 40,000    | 30,000                           | 45,000             | -           | 175,000       | <b>350,000</b>    |
|  | 2026 | 25,000                          | 20,000                | 15,000                      | 40,000    | 30,000                           | 45,000             | -           | 175,000       |                   |
| Polish Center for International Aid  | 2025 | -                               | -                     | -                           | 2,500,000 | 1,300,000                        | -                  | 3,700,000   | 7,500,000     | <b>13,800,000</b> |
|  | 2026 | -                               | -                     | -                           | 2,500,000 | 600,000                          | -                  | 3,200,000   | 6,300,000     |                   |
| Polish Humanitarian Action   | 2025 | -                               | -                     | -                           | -         | 65,000                           | 757,107            | 439,078     | 1,261,185     | <b>1,261,185</b>  |
|  | 2026 | -                               | -                     | -                           | -         | -                                | -                  | -           | -             |                   |
| Polish Migration Forum Foundation  | 2025 | 318,633                         | 20,609                | -                           | 468,463   | 221,146                          | 816,278            | 228,016     | 2,073,148     | <b>4,146,296</b>  |
|  | 2026 | 318,633                         | 20,609                | -                           | 468,463   | 221,146                          | 816,278            | 228,016     | 2,073,148     |                   |
| Shanti Volunteer Association   | 2025 | -                               | -                     | -                           | -         | 255,000                          | -                  | -           | 255,000       | <b>510,000</b>    |
|  | 2026 | -                               | -                     | -                           | -         | 255,000                          | -                  | -           | 255,000       |                   |
| SOK (Samodzielność od Kuchni) Foundation   | 2025 | 250,000                         | -                     | -                           | 250,000   | -                                | -                  | -           | 500,000       | <b>1,000,000</b>  |
|  | 2026 | 250,000                         | -                     | -                           | 250,000   | -                                | -                  | -           | 500,000       |                   |
| Spirits of Hope  | 2025 | -                               | -                     | -                           | -         | -                                | 100,000            | -           | 100,000       | <b>200,000</b>    |
|  | 2026 | -                               | -                     | -                           | -         | -                                | 100,000            | -           | 100,000       |                   |
| Społeczny Komitet ds. AIDS (SKA)/Social AIDS Committee   | 2025 | -                               | -                     | 40,000                      | -         | -                                | 350,000            | -           | 390,000       | <b>800,000</b>    |
|  | 2026 | -                               | -                     | 40,000                      | -         | -                                | 370,000            | -           | 410,000       |                   |
| Stowarzyszenie Interwencji Prawnej   | 2025 | 200,000                         | 200,000               | -                           | -         | -                                | -                  | -           | 400,000       | <b>800,000</b>    |
|  | 2026 | 200,000                         | 200,000               | -                           | -         | -                                | -                  | -           | 400,000       |                   |
| Stowarzyszenie MUDITA  | 2025 | -                               | -                     | -                           | -         | -                                | 40,000             | -           | 40,000        | <b>80,000</b>     |
|  | 2026 | -                               | -                     | -                           | -         | -                                | 40,000             | -           | 40,000        |                   |
| Stowarzyszenie na Rzecz Osób Wykluczonych i Zagrożonych Wykluczeniem Społecznym Podwale Siedem | 2025 | -                               | -                     | -                           | -         | -                                | 110,000            | 3,500       | 113,500       | <b>242,200</b>    |
|  | 2026 | -                               | -                     | -                           | -         | -                                | 125,000            | 3,700       | 128,700       |                   |
| Stowarzyszenie Projektów Międzynarodowych "Logos Polska"                                       | 2025 | -                               | -                     | 9,200                       | -         | 18,400                           | 44,620             | -           | 72,220        | <b>128,340</b>    |
|  | 2026 | -                               | -                     | 9,200                       | -         | 28,520                           | 18,400             | -           | 56,120        |                   |
| Towards Dialogue Foundation  | 2025 | 350,000                         | 150,000               | 20,000                      | 360,000   | 100,000                          | 50,000             | -           | 1,030,000     | <b>1,810,000</b>  |

| Partner   | Year | Protection (excluding CP & GBV) | Child Protection (CP) | Gender-Based Violence (GBV) | Education | Livelihoods & Economic Inclusion | Health & Nutrition | Basic Needs | Total in US\$ | TOTAL            |
|---|------|---------------------------------|-----------------------|-----------------------------|-----------|----------------------------------|--------------------|-------------|---------------|------------------|
|   | 2026 | 300,000                         | 70,000                | 20,000                      | 300,000   | 40,000                           | 50,000             | -           | 780,000       |                  |
| TUTU - Podkarpackie Stowarzyszenie dla Aktywnych Rodzin       | 2025 | 45,000                          | 78,000                | -                           | 125,000   | -                                | 218,000            | -           | 466,000       | <b>904,000</b>   |
|   | 2026 | 48,000                          | 74,000                | -                           | 128,000   | -                                | 188,000            | -           | 438,000       |                  |
| Volunteer Center Lublin                                       | 2025 | -                               | -                     | -                           | -         | 45,685                           | -                  | 123,530     | 169,215       | <b>338,430</b>   |
|   | 2026 | -                               | -                     | -                           | -         | 45,685                           | -                  | 123,530     | 169,215       |                  |
| Zakon Posługujących Chorym Ojcowie Kamilianie                 | 2025 | -                               | -                     | -                           | 18,000    | -                                | 15,000             | 195,000     | 228,000       | <b>456,000</b>   |
|   | 2026 | -                               | -                     | -                           | 18,000    | -                                | 15,000             | 195,000     | 228,000       |                  |
| Zjednoczenie na Rzecz Żyjących z HIV/AIDS "Pozytywni w Tęczy" | 2025 | -                               | -                     | -                           | -         | -                                | 90,000             | -           | 90,000        | <b>180,000</b>   |
|   | 2026 | -                               | -                     | -                           | -         | -                                | 90,000             | -           | 90,000        |                  |
| <b>International NGOs</b>                                     |      |                                 |                       |                             |           |                                  |                    |             |               |                  |
| Armia Zbawienia/The Salvation Army                            | 2025 | -                               | -                     | -                           | -         | -                                | -                  | 40,000      | 40,000        | <b>80,000</b>    |
|   | 2026 | -                               | -                     | -                           | -         | -                                | -                  | 40,000      | 40,000        |                  |
| CARE  | 2025 | 173,365                         | -                     | 35,000                      | 5,000,000 | 270,000                          | 368,000            | -           | 5,846,365     | <b>5,846,365</b> |
|   | 2026 | -                               | -                     | -                           | -         | -                                | -                  | -           | -             |                  |
| European Lawyers in Lesvos (ELIL)                             | 2025 | 250,000                         | 50,000                | -                           | -         | 50,000                           | -                  | -           | 350,000       | <b>700,000</b>   |
|   | 2026 | 250,000                         | 50,000                | -                           | -         | 50,000                           | -                  | -           | 350,000       |                  |
| Fundacja Alight   | 2025 | -                               | -                     | -                           | -         | -                                | 30,000             | 290,000     | 320,000       | <b>370,000</b>   |
|   | 2026 | -                               | -                     | -                           | -         | -                                | 50,000             | -           | 50,000        |                  |
| International Orthodox Christian Charities                    | 2025 | -                               | -                     | -                           | 985,200   | 543,400                          | -                  | 58,500      | 1,587,100     | <b>3,489,600</b> |
|   | 2026 | -                               | -                     | -                           | 1,045,000 | 792,500                          | -                  | 65,000      | 1,902,500     |                  |
| International Rescue Committee                                | 2025 | 858,890                         | 317,030               | 389,804                     | 385,154   | 2,278,159                        | -                  | 656,566     | 4,885,603     | <b>4,885,603</b> |
|   | 2026 | -                               | -                     | -                           | -         | -                                | -                  | -           | -             |                  |
| Kids in Need of Defense                                       | 2025 | -                               | 539,307               | -                           | -         | -                                | -                  | -           | 539,307       | <b>1,105,580</b> |
|   | 2026 | -                               | 566,273               | -                           | -         | -                                | -                  | -           | 566,273       |                  |
| Lutheran World Federation                                     | 2025 | 331,500                         | -                     | -                           | 53,000    | -                                | -                  | -           | 384,500       | <b>673,100</b>   |
|   | 2026 | 248,600                         | -                     | -                           | 40,000    | -                                | -                  | -           | 288,600       |                  |
| Plan International  | 2025 | -                               | 1,560,000             | 1,320,000                   | 1,500,000 | -                                | 810,000            | -           | 5,190,000     | <b>7,785,000</b> |
|   | 2026 | -                               | 780,000               | 660,000                     | 750,000   | -                                | 405,000            | -           | 2,595,000     |                  |
| Project HOPE Poland   | 2025 | -                               | -                     | -                           | 225,000   | 375,000                          | 900,000            | -           | 1,500,000     | <b>3,000,000</b> |
|   | 2026 | -                               | -                     | -                           | 225,000   | 375,000                          | 900,000            | -           | 1,500,000     |                  |
| Save the Children   | 2025 | -                               | 1,896,000             | -                           | 1,641,091 | 720,000                          | -                  | -           | 4,257,091     | <b>9,131,287</b> |
|   | 2026 | -                               | 1,338,708             | -                           | 2,775,488 | 760,000                          | -                  | -           | 4,874,196     |                  |

| Partner                        | Year | Protection (excluding CP & GBV) | Child Protection (CP) | Gender-Based Violence (GBV) | Education         | Livelihoods & Economic Inclusion | Health & Nutrition | Basic Needs       | Total in US\$      | TOTAL              |
|--------------------------------|------|---------------------------------|-----------------------|-----------------------------|-------------------|----------------------------------|--------------------|-------------------|--------------------|--------------------|
| <b>Academia</b>                |      |                                 |                       |                             |                   |                                  |                    |                   |                    |                    |
| Maria Grzegorzewska University | 2025 | -                               | 20,000                | -                           | -                 | -                                | 250,000            | -                 | 270,000            | <b>540,000</b>     |
|                                | 2026 | -                               | 20,000                | -                           | -                 | -                                | 250,000            | -                 | 270,000            |                    |
| <b>Total</b>                   |      | <b>77,702,284</b>               | <b>53,381,626</b>     | <b>10,491,765</b>           | <b>68,699,247</b> | <b>94,006,757</b>                | <b>47,174,521</b>  | <b>40,572,798</b> | <b>392,029,006</b> | <b>392,029,006</b> |



## RRP Monitoring Framework

| Sector  | Indicator                                     | Target  |         |         |
|---|---|---|---------|---------|
|   |   | YEAR 1  | YEAR 2  |         |
|    | Protection                                    | # of individuals who have been supported in accessing protection services   | 918,778 | 894,386 |
|   | Child Protection                              | # of children provided with child protection services   | 282,441 | 260,375 |
|   | Gender-Based Violence                         | # of people who benefitted from specialized GBV programmes  | 28,594  | 25,045  |
|   | Protection from Sexual Exploitation and Abuse | # of PSEA network members, partner personnel and staff members of stakeholders involved in the refugee response trained on SEA risk mitigation, prevention and response | 3,608   | 3,608   |
|    | Education                                     | # of children and youth supported with education programming (includes support to enrol in formal and nonformal)  | 187,424 | 182,578 |
|    | Health and Nutrition                          | # of individuals supported in accessing health services   | 169,993 | 165,962 |
|   | Health and Nutrition                          | # of health care providers trained to provide services to refugees  | 9,177   | 8,034   |
|   | Mental Health and Psychosocial Support        | # of individuals participating in MHPSS services and activities   | 237,516 | 232,996 |
|  | Livelihoods and Economic Inclusion            | # of individuals who benefitted from livelihoods and economic inclusion interventions   | 164,511 | 161,656 |
|  | Basic Needs                                   | # of individuals who received assistance for basic needs  | 96,953  | 71,719  |

COUNTRY CHAPTER

# ROMANIA



# > At a Glance

## Country Planned Response (January 2025 - December 2026)



**162K**

refugee population planned for assistance



**\$155M**

total financial requirements in USD



**42**

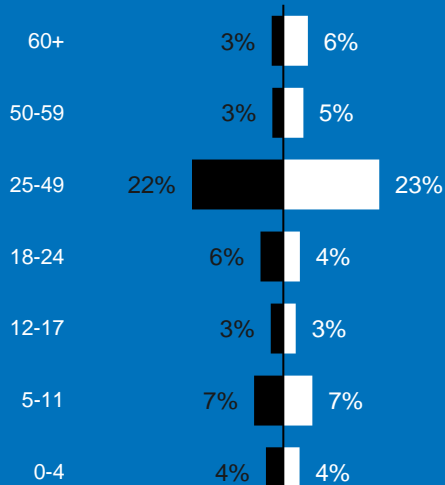
RRP partners

### Population planning figures

|                    | CURRENT POPULATION AS OF DECEMBER 2024 | POPULATION PLANNED FOR ASSISTANCE |         |
|--------------------|--|-----------------------------------|---------|
|                    |  | YEAR 1                            | YEAR 2  |
| Refugee Population | 177,716                                | 148,000                           | 162,000 |

### Age and gender breakdown

■ Male ■ Female



**11%**

People with disabilities



**52%**

Women and girls



**48%**

Men and boys



**28%**

Children

## Part 1: Current Situation

### Situation Overview

Romania plays a crucial role in hosting refugees amid the ongoing war in Ukraine. Since the full-scale invasion on 24 February 2022, over 7.5 million people have crossed the border into Romania from Ukraine and Moldova.<sup>109</sup> As of 30 September 2024, 172,475 Ukrainian refugees have been granted Temporary Protection (TP) under the EU Temporary Protection Directive (TPD),<sup>110</sup> ensuring access to essential services like education and healthcare, to employment and more recently social benefits.

Romania was the first European country to develop a National Plan of Measures (NPM) for displaced people, adopted on 30 June 2022, focusing on long-term protection and inclusion. More recently, Emergency Ordinance 96/2024.<sup>111</sup> established the framework for the inclusion of refugees from Ukraine in the national social protection schemes in Romania and introducing time-limited conditional assistance for new arrivals, covering emergency shelter and basic needs or a lump sum payment covering three months to address immediate needs.

RRP partners, working alongside the Romanian government, continue to work towards the effective inclusion of refugees into the national systems and to deliver essential services, including protection, education, healthcare, and mental health and psycho-social support (MHPSS). Despite these efforts, challenges persist. Language barriers and administrative hurdles continue to limit access to services. While progress was made, only 42 per cent of working-age refugees report being employed.<sup>112</sup> many of whom not formally, and 28 per cent of households needing healthcare face difficulties accessing it.<sup>113</sup> School enrolment has improved substantially but remains comparatively low, with about a third of Ukrainian refugee children reportedly regularly attending school.<sup>114</sup>

Given the unpredictability of the conflict, RRP partners closely monitor the situation and work with the Government of Romania to keep contingency planning up to date should the situation require.

### Country Risks and Needs

As of 30 September 2024, 172,475 Ukrainian refugees have been granted Temporary Protection (TP) under the EU Temporary Protection Directive (TPD).<sup>115</sup> The demographic composition of refugees from Ukraine in Romania has become more balanced, with approximately 52 per cent

<sup>109</sup> <https://data.unhcr.org/en/dataviz/236?sv=54&geo=10782>

<sup>110</sup> <https://data.unhcr.org/en/situations/ukraine/location/10782>

<sup>111</sup> Emergency Ordinance No. 96/2024 "regarding the provision of humanitarian support and assistance by the Romanian state to foreign citizens or stateless persons in special situations, coming from the area of the armed conflict in Ukraine", 28 June 2024, see: <https://legislatie.just.ro/Public/DetaliuDocument/284711>.

<sup>112</sup> Socio-Economic Insights Survey (SEIS), pre-liminary findings, October 2024

<sup>113</sup> SEIS, pre-liminary findings, October 2024

<sup>114</sup> Data Ministry of Education, 27 May 2024

<sup>115</sup> <https://data.unhcr.org/en/situations/ukraine/location/10782>

female, 48 per cent male, and children making up about one-third of the total.<sup>116</sup> This trend is expected to persist through 2025 and 2026. As the crisis continues, both refugees already in Romania and new arrivals will face a range of socio-economic challenges. Extended displacement has exhausted their financial savings, increasing the risk of harmful coping mechanisms.<sup>117</sup> Currently, 64 per cent of refugee households report a decline in purchasing power compared to their initial months in Romania, 25 per cent of households reporting reduced food consumption, and 39 per cent of refugee households reporting cuts in essential health expenditures.<sup>118</sup>

Substantial progress has been made to support the socio-economic inclusion of refugees in Romania. A key development was Emergency Ordinance No. 96/2024<sup>119</sup> which came into force on 1 July 2024 providing refugees with access to social benefits equal to those of Romanian citizens. This includes allowances for children, disability, unemployment, a minimum income, and access to scholarships for children in school. By the end of the 2023-2024 school year, the Ministry of Education reports that nearly 40,000 Ukrainian refugee children were enrolled in the Romanian national education system, a notable increase from 4,361 in December 2022. However, only about a third of children enrolled are regularly attending school in person,<sup>120</sup> highlighting ongoing barriers to full inclusion, and also the choice of parents for their children to only follow the Ukrainian curriculum online.<sup>121</sup>

Healthcare remains another area of concern. Although strides have been made to improve access, 27 per cent of refugee households in need of healthcare reportedly still face difficulties.<sup>122</sup> Barriers such as long waiting times, high costs, language issues, administrative challenges affect refugees with chronic diseases or disabilities disproportionately.

Employment outcomes have improved, with 43 per cent of working-age Ukrainians reporting being employed<sup>123</sup> by the end of 2024, up from 33 per cent in 2023 and 15 per cent in 2022. However, refugees frequently cite a lack of Romanian language skills, limited job opportunities, and mismatches between available jobs and their qualifications as significant limitations to further inclusion into the labour market.

While refugees from Ukraine have received a warm welcome in Romania, these positive sentiments may gradually decline. 23 per cent of Ukrainian refugee households surveyed in the Socio-Economic Insights Survey reported experiencing negative attitudes, of which 72 per cent cited verbal aggression, 24 per cent discrimination, and 14 per cent physical aggression.<sup>124</sup> Therefore, concerted efforts must be undertaken to maintain social cohesion and address

<sup>116</sup> <https://data.unhcr.org/en/dataviz/234?sv=54&geo=10782>

<sup>117</sup> SEIS, pre-liminary findings, October 2024

<sup>118</sup> SEIS, pre-liminary findings, October 2024

<sup>119</sup> Emergency Ordinance No. 96/2024 "regarding the provision of humanitarian support and assistance by the Romanian state to foreign citizens or stateless persons in special situations, coming from the area of the armed conflict in Ukraine", 28 June 2024, see: <https://legislatie.just.ro/Public/DetaliuDocument/284711>.

<sup>120</sup> According to the Ministry of Education, 27 May 2024, 35 per cent of the Ukrainian children enrolled in the national system are attending classes.

<sup>121</sup> 79 per cent of school aged children are learning online, following the remote school system offered by the Ukrainian state, SEIS, preliminary findings, October 2024.

<sup>122</sup> SEIS, pre-liminary findings, October 2024

<sup>123</sup> SEIS, pre-liminary findings, October 2024

<sup>124</sup> SEIS, pre-liminary findings, October 2024; multiple-choice question.

concerns of vulnerable host communities in refugee hosting areas, including strengthening service provisions for both refugees and Romanian citizens.

## Part 2: Country Response and Solutions Strategy

### Country Strategic Objectives

**SO1: Support Romania to ensure that refugees have effective access to protection, legal status, and rights, with a particular focus on groups in vulnerable situations and including age, gender and diversity considerations.**

RRP partners are committed to supporting Romania in ensuring that refugees have effective access to legal status, protection, and essential services, with a particular focus on vulnerable groups. With the application of the TPD extended to March 2026, partners will collaborate with the government to safeguard refugees' access to legal status and rights for as long as necessary, ensuring that vulnerable groups still in need of international protection are not left behind.

A key priority is enhancing access to protection services, particularly for survivors of gender-based violence (GBV) and children at risk. RRP partners will work to strengthen national systems to ensure that GBV survivors have access to safe housing, legal assistance, mental health support, and are empowered. Child protection services will focus on integrating displaced children into national child protection and welfare systems, that will offer them access to specialized services, while paying special attention to unaccompanied and separated children without parental care.

Additionally, anti-trafficking efforts will be bolstered through enhanced training and support to service providers, such as border police, social workers, legal counsellors, psychologists from victim support services within General Directorates of Social Assistance and Child Protection. Advocacy and coordination with government agencies will uphold that Romania's protection systems are equipped to meet the needs of refugees while upholding their legal rights and dignity, as well as the needs of their host Romanian communities.

**SO2: Support Romania in its efforts to include refugees in national systems – decent work, social protection, health, education, child protection services – with a particular focus on outreach and inclusion of vulnerable groups and including, age, gender and disability considerations.**

RRP partners aim to support Romania in enhancing refugees' self-reliance and socio-economic inclusion. Emergency Ordinance No. 96/2024 is a crucial step in integrating refugees into Romania's social protection systems on a similar basis to Romanian citizens. This measure is vital for protecting the most vulnerable refugees, including those facing acute economic hardship, older people, individuals with disabilities and the unemployed. RRP partners will focus on raising

awareness of the ordinance and its procedures, ensuring access to those needing it, monitor its implementation and advocate for further support where needed.

RRP partners are committed to further enhancing refugees' self-reliance and socio-economic inclusion by expanding access to essential services and empowering vulnerable groups. Despite concerted efforts, many refugee households from Ukraine face economic vulnerabilities.<sup>125</sup>

Unemployment, a lack of decent work opportunities, and persistent barriers to accessing healthcare, childcare, and housing are key challenges. To address these issues, RRP partners will work on empowering refugees with special attention given to female-led households, older individuals and people with disabilities, as they face increased risks of GBV and economic exploitation. Additionally, RRP partners will advocate for GBV risk mitigation, ensuring access to healthcare and protection services for survivors.

Partners will also work to support the inclusion of refugee children and youth into national education systems by overcoming barriers like knowledge of the language of instruction, financial administrative and other obstacles, and to ensure access to adequate school infrastructure. RRP partners will target interventions to improve access to mental health services, vocational training, and employment opportunities, fostering long-term inclusion and self-reliance.

### **SO3: Strengthen social cohesion between refugee communities and their hosts in Romania.**

To maintain social cohesion between refugee communities and their hosts in Romania, RRP partners will focus on promoting inclusive initiatives that benefit refugees and host communities alike. While the initial response to Ukrainian refugees has been overwhelmingly positive, with host communities showing remarkable solidarity, ongoing socio-economic challenges for both refugees and host communities may erode this social cohesion. 23 per cent of refugees have reported experiencing negative interactions, particularly verbal aggression (72 per cent), discrimination (24 per cent), and physical aggression (14 per cent).

RRP partners will work with national and local systems to address these challenges by promoting community-based approaches that extend services to both refugees and the local population. This includes fostering better mutual understanding, including through cultural initiatives and sports, monitoring and countering disinformation and misinformation (including on social media), and facilitating language training to overcome communication barriers and to enhance inclusion.

Additionally, RRP partners will disseminate accurate information on refugee inclusion efforts to the public, ensuring that both communities understand the mutual benefits of coexistence. These actions will help safeguard social cohesion and reduce tensions in the long term.

---

<sup>125</sup> See SEIS, vulnerability indexes – preliminary data, October 2024.

#### **SO4: Advance the localization of the response in Romania, by supporting national and local civil society, municipalities and local authorities, and coordination structures, as well as sharing and building capacities and supporting sustainable responses.**

To advance the localization of the refugee response in Romania, RRP partners will focus on empowering local and national actors, including civil society organizations, municipalities, and local authorities. As the number of local organizations involved in the response grows – from 14 in 2023 to 24 in 2024, and 31 in 2025/2026 – their role in supporting refugee inclusion and long-term integration becomes increasingly vital – both in programming for inclusion and in leading the refugee response in Romania through locally-led coordination mechanisms.

Local and national civil society, particularly women-led, refugee-led, and minority-focused organizations, will continue to receive capacity-building support to improve the sustainability of the response. RRP partners will promote partnerships between these organizations, the private sector, and local governments with the aim to support fundraising efforts to sustain the critical work of local organizations in the long term.

In Romania, coordination networks led by local prefects and municipalities developing strategies for refugee inclusion demonstrate successful localization efforts. RRP partners will support these initiatives in 2025 and 2026, linking them with national coordination structures to ensure alignment with government policies and maximize impact.

## **Sectoral Responses**

### **Cross-Cutting Priorities of the RRP**

- Accountability to Affected Populations
- Age, Gender and Diversity (AGD)
- Protection from Sexual Exploitation and Abuse (PSEA)
- One-Refugee Approach
- Sustainability
- Government Ownership

*Read more in the Regional Overview p.20*

## **PROTECTION**



RRP partners will support Romania to ensure a favourable protection environment for refugees from Ukraine. Activities will be complementary to the government response and will include monitoring of access to territory and the protection situation of refugees, information provision and specific targeted assistance for people with specific needs.



Pursuant to the Emergency Ordinance No. 96/2024, partners will closely monitor access to legal status, social benefits, accommodation, health, and education and will advocate for any necessary adjustments at the local and national level. Modes of support will include individual accompaniment, evidence-based advocacy, and capacity development aimed at system strengthening.

In line with the continuous needs expressed by refugees, and to address barriers to accessing services and inclusion in Romania, language training – in parallel with the provision of interpreters – will be key to ensuring access to services and facilitating inclusion.

To promote ownership and sustainability, greater emphasis will be placed on community-based protection responses, supporting refugee-led organizations and community-based organizations. Importance will also be placed on implementing inter-cultural activities that include refugees and Romanian communities – building bridges for social cohesion.

The response will contribute to Sustainable Development Goals (SDGs) 1, 10 and 16 on reduction of poverty, addressing inequalities for marginalized groups and promoting peaceful and inclusive societies for sustainable development.

### Sub-sector: Gender-Based Violence (GBV)



RRP partners will prioritize further strengthening the national system while addressing needs and concerns stemming from the protracted shift of the crisis and the increasing vulnerabilities of refugees. GBV services will be prioritized for at-risk individuals and survivors, with a focus on integrated case management support, encompassing enhanced services such as language-accessible information provision and hotlines, specialized psychosocial support, access to health services, and legal assistance, while mainstreaming GBV in technical sectors (legal, health, livelihoods). Partners will invest in enhancing refugees' inclusion in national systems for GBV prevention and response (including case management SOPs) and strengthening partnerships with women-led organizations, including those led by refugee women. Public awareness campaigns will play a key role in ensuring refugees are informed about available services.

MHPSS services will be integrated across all levels of GBV support, from awareness-raising sessions to the clinical management of rape and intimate partner violence, covering a wide range of services including key messages and specialized mental health care. Capacity-building initiatives will focus on implementing Standard Operating Procedures (SOPs) for GBV case management, aligned with a no-harm and survivor-centred approach.

Long-term prevention and behaviour change efforts will rely on implementing prevention curricula that addresses harmful practices and socio-cultural gender norms, promote respectful relationships, and provide community-based awareness on GBV (including through male engagement and women empowerment initiatives). Further efforts will be sought to promote inclusive access to GBV services for non-Ukrainian refugees, conducting service mappings on a regular basis and ensuring GBV referral pathways are updated and operational.

## Sub-sector: Child Protection



The child protection actors will work with national and regional child protection authorities and prioritize addressing critical risks faced by child asylum-seekers and holders of other forms of protection in Romania, both Ukrainian and other nationalities, while strengthening national systems to ensure their access to essential services. Efforts will focus on identifying children at risk in the communities, improving their access to social services, enhancing information sharing, providing MHPSS, and ensuring continuous protection for unaccompanied and separated children (UASC), including children without parental care evacuated from the institutions in Ukraine. The focus of interventions will be on child participation, empowerment of children and adolescents, and ensuring inclusive support for children with disabilities.

Capacity building initiatives pursuing child protection service strengthening while serving Ukrainian children will be prioritized, especially within the framework of the new EU Pact on Migration and Asylum. Focus will be placed on addressing systemic limitations, promoting child-friendly procedures, and improving protection mechanisms for UASC, contributing to the creation of inclusive, child-friendly environments where children can thrive.

Emergency preparedness will remain a key focus, with efforts aimed at improving the readiness of child protection authorities through enhanced coordination, updated tools, technical support and strengthened systems for child registration and monitoring, along with the use of data for planning and service provision. Moreover, community-based child protection and social inclusion approaches remain essential, including MHPSS programs, children's advisory boards, recreational activities, and cultural events to foster resilience.

## EDUCATION



RRP partners will support education authorities to ensure a favourable educational environment for refugee children and youth from Ukraine. Activities will complement the government's efforts by: a) providing support for enrolment in the Romanian education system and facilitation of the inclusion of Ukrainian children and youth; b) supporting the registration and the proper connection with on-line and remote learning of the Ukrainian curriculum for those students who choose to engage in it in an environment conducive to high quality learning; and c) reinforcing complementary educational support services offered through educational hubs, with a special focus on early childhood education and care (ECEC) services. Capacity-building for teachers and staff in hubs will also ensure effective inclusion for these children.

To address the evolving needs of refugee families, partners will provide educational programs that develop essential skills and promote socio-emotional well-being. Socio-cultural activities will foster connections between communities, building social cohesion. Romanian language courses will support inclusion in schools. Workshops for parents will help them support their children's integration, while provision of information will assist families in navigating school systems.

Partners will monitor education access and advocate for needed adjustments. Emphasizing community-based education, the response will support both refugee-led and local organizations. This approach aligns with SDGs 4, 5, 10, 1, and 3, addressing access to quality education, inequalities, reducing poverty, and fostering peaceful and inclusive communities for sustainable development.

## LIVELIHOODS AND ECONOMIC INCLUSION



RRP partners, in collaboration with relevant authorities, refugee-led organisations and networks, the private sector, academia, civil society will continue to enhance refugees' ability to become self-reliant in a safe, sustainable, and dignified way.

Efforts will focus on enabling meaningful access to decent employment, entrepreneurship opportunities, financial services, and social protection, thereby fostering greater socio-economic inclusion.

A central component of this strategy involves providing language courses, career counselling, job readiness activities, information about labour rights. Partners will also offer legal counselling, skills development (including vocational training where possible), and connect refugees with potential employers. In addition, support for launching and expanding refugee-led businesses remains a priority, with initiatives aimed at overcoming language limitations, diploma recognition, and building a strong business case for refugee inclusion in the financial market.

An essential priority is strengthening the effective inclusion of refugees into national systems and services through evidence-based advocacy, provision of information, capacity building, accompaniment of refugees. Following the adoption of Emergency Ordinance No. 96/2024, RRP partners will monitor access to social benefits, including minimum income and unemployment benefits, advocating for adjustments at both local and national levels as needed.

To safeguard refugee rights in the workforce, partners will establish referral pathways to prevent and address risks of labour exploitation and harassment. A special focus will be placed on protecting young workers through awareness campaigns, ensuring their rights are upheld and supporting their safe integration into formal employment.

## PUBLIC HEALTH AND NUTRITION



RRP partners will continue to promote health equity for refugees by addressing barriers, such as information gaps on national health services and language.<sup>126</sup>

Personalized guidance on accessing the health system will be offered through dedicated hotlines and cultural mediators, whilst interpretation support will continue to overcome language barriers. Digital platforms will be leveraged to increase awareness of

<sup>126</sup> SEIS, Preliminary data, October 2024

national health services, and communication campaigns will promote healthy lifestyles, vaccination, communicable disease screening, and NCD prevention.

To combat GBV and its intersectional nature, partners will strengthen linkages between Health, SRH, MHPSS, and Protection services including case management, promoting integrated care and ensuring that health and allied staff have clear referral pathways for adequate triaging.

Health partners will also advocate for refugee-inclusive health policies and collaborate to strengthen national systems through capacity-building, refresher training, and procurement of essential equipment. RRP partners will aim to enhance health system resilience to future emergencies. Training for health workers will focus on the unique health needs of refugees, while enhanced procurement will strengthen surge capacity, and technical guidance will support early warning systems.

RRP Health programming aligns with SDG 3, supporting universal health coverage, improved chronic disease outcomes, and increased vaccination rates, while engaging refugees directly to promote health education and healthy lifestyle practices.

### **Sub-sector: Mental health and Psychosocial Support (MHPSS)**



Partners will integrate MHPSS programming across key sectors, including Health, Protection, Livelihoods, GBV, and Education to ensure a scalable, high-quality response. Priorities will include an inclusive MHPSS approach tailored for people living with disabilities, a task-sharing model involving non-MH specialists in psychological support and fostering social cohesion to address the needs of both refugee and local communities.

Efforts will focus on addressing service gaps at the Primary Health Care level by training healthcare professionals to deliver basic MHPSS services, emphasizing the identification and management of mild to moderate mental health conditions. These services will be culturally appropriate to meet the needs of diverse populations. Capacity-building will remain central throughout, with training on scalable psychological interventions and psychosocial skills for children, caregivers, and vulnerable populations.

MHPSS partners will implement robust evaluation mechanisms, using qualitative assessments to gauge intervention impact and establishing clear channels for community feedback to enhance service quality and accountability.

Effective coordination among MHPSS, relevant sectors, and ministries, particularly the Ministry of Health, will address issues of sustainability of MHPSS services. A MHPSS-focused Minimum Preparedness and Action Plan will be integrated into RRP Contingency Plan.

## BASIC NEEDS



The Basic Needs response in Romania will continue to focus on promoting self-reliance and dignity for refugees and host communities by providing immediate humanitarian support to cover urgent and unmet basic needs and decrease risks of negative coping mechanisms. Partners will also advocate to facilitate the referral of households or individuals in need to a specific sectoral or protection intervention undertaking a coordinated approach together with local authorities, including civil society organizations and national NGOs.

RRP partners providing accommodation/rental assistance will focus on responding to the needs of the most vulnerable refugees by providing accommodation support through more sustainable solutions, including negotiation, advocacy and accompaniment for rental options, in addition to the improved functioning and maintenance of accommodation facilities. Partners will also support the distribution of core-relief items, school supplies, and seasonal items for winter. The needs of groups in vulnerable situations or at risk of exclusion, such as older people with disabilities who may not be self-reliant, are addressed using an age, gender and diversity approach. The impact of the distribution will also be monitored to understand the effectiveness of the intervention.

Actors engaging in food security in Romania will also support the authorities in the provision of in-kind food assistance, non-perishable food packages, and cash for food to the most vulnerable refugees at reception areas, collective sites, and other state facilities.

To promote self-reliance, dignity and socio-economic inclusion, Basic Needs actors will provide cash-based interventions to those at higher protection risk identified through common approaches such as the joint vulnerability scorecard, while furthering the inclusion of people in need into national social protection schemes. Whenever feasible, cash assistance will be complementary to and *integrated with other forms of sectoral support*.

---

## THE USE OF CASH

Humanitarian cash assistance is a cross-sectoral intervention designed to complement the Government of Romania's support and provide a transitional safety net particularly for vulnerable individuals facing barriers to access to social protection system. RRP partners will provide targeted cash assistance to meet refugees' basic and protection needs, helping prevent negative coping mechanisms, and promote self-reliance and socio-economic inclusion especially among older refugees who are at particular risk.

Basic Needs partners will continue multipurpose cash assistance to help vulnerable refugees meet essential and seasonal needs (such as winterization), using standardized tools like the joint vulnerability scorecard and assessments. While sectoral cash assistance will be managed within each respective sector, the Cash Technical Working Group (CTWG) will support unified approaches and standardized tools across partners.

The CTWG will lead coordination and harmonization of cash interventions, transfer value, ensuring efficient use of resources, and avoiding duplication. CTWG ensures that humanitarian cash programs are more complementary to social protection systems. Moreover, the CTWG will enhance capacity development for local organizations to deliver cash assistance effectively, fostering a cost-efficient and sustainable approach for future programming and will advocate with Government of Romania for the inclusion of refugees into the social protection system on behalf of all partners.

## YOUTH AND ADOLESCENTS – AN AREA OF FOCUS

To address specific needs of youth and adolescent refugees from Ukraine, RRP partners will focus on safeguarding and empowering young refugees by addressing their specific needs in protection, MHPSS, education, and skill-building. The strategy targets key challenges, including language barriers, disrupted education, mental health impacts, and heightened vulnerability to exploitation.

RRP partners aim to provide tailored interventions that foster social cohesion and active youth participation. Youth-friendly spaces will be created for socialization and life-skills activities, helping adolescents develop trust and support networks. In addition to offering Romanian and English language support, partners will collaborate with experts in protection, MHPSS, anti-trafficking, and GBV to address specific risks faced by young refugees. These safe spaces will provide skills training in digitalization, employability, and vocational training to support youth resilience.

Active engagement with host communities and cross-sectoral participation will also enhance social integration. Empowering refugee youth to play meaningful roles in the community will promote their long-term resilience and foster a shared sense of belonging, helping them overcome the unique challenges posed by displacement and thrive in their new environment.

## Partnership and Coordination

The refugee response strategy in Romania leverages a strong coalition of local actors – including civil society organizations, national NGOs, refugee-led organisations, private sector entities, and academia – to deliver an impactful and sustainable response. The inter-agency coordination structure within Romania, led by the Government, aligns with the multi-stakeholder and partnership approach outlined in the Refugee Coordination Model and the Global Compact on Refugees and will prioritize local leadership and sustainable structures.

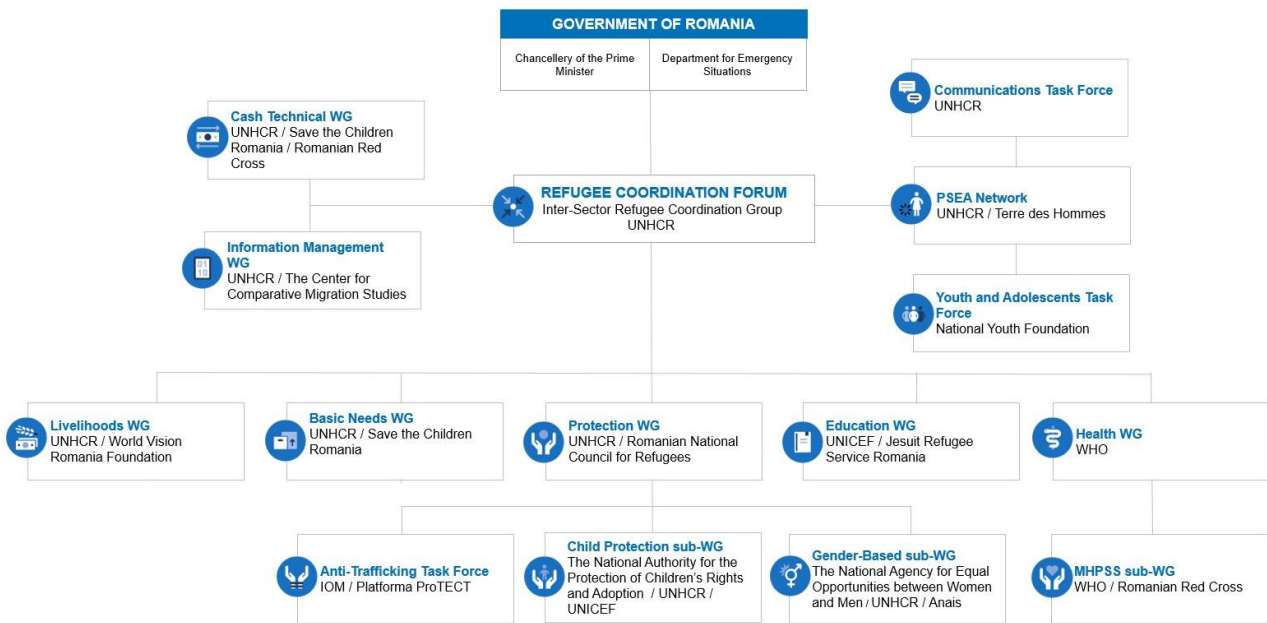
This coordination approach envisions a transition towards a predominantly nationally led coordination model. Efforts are underway to integrate national authorities as co-leads, particularly in high-priority areas like gender-based violence (GBV) and child protection, and to further strengthen ties with government-led coordination platforms on issues like education and health, creating a sustainable coordination framework led by authorities and supported by a strong national civil society.

Localization remains central to this strategy, focusing on deepening collaboration between local organizations and local authorities in counties and municipalities with high refugee populations.

To sustain this local engagement and local leadership, the approach includes a sustainability component that promotes partnerships with private sector actors through corporate social responsibility programs, enables strategic donor networking, and provides capacity support to strengthen fundraising efforts for national RRP partners.

By fostering national leadership, enhancing local partnerships, and securing sustainable funding sources, the strategy aims to build a resilient refugee response framework, adaptable to future emergency and inclusion challenges.

## Country Coordination Structure





## Part 3: Inter-Agency Financial Requirements

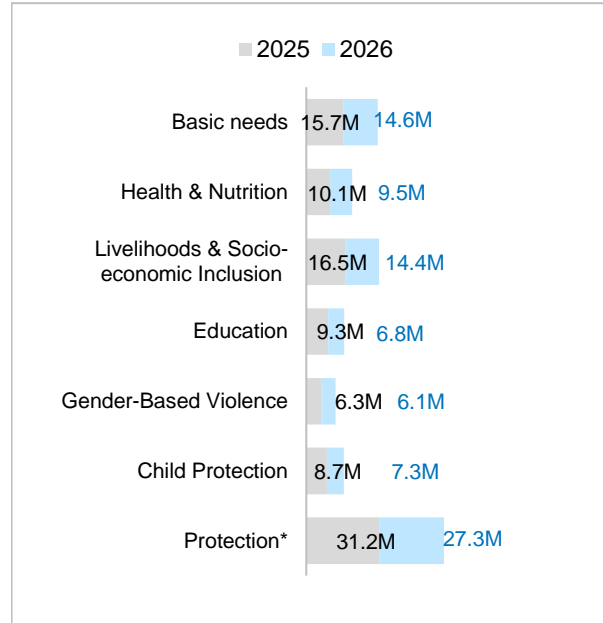
### Budget summary by type at country level

| PARTNER TYPE               | FINANCIAL REQUIREMENTS IN USD |                   |                    |
|----------------------------|-------------------------------|-------------------|--------------------|
|                            | 2025                          | 2026              | TOTAL              |
| <b>UN agencies</b>         | 55,745,500                    | 51,327,200        | 107,072,700        |
| <b>National NGOs</b>       | 21,292,504                    | 16,254,604        | 37,547,108         |
| Faith-based organizations  | 3,368,910                     | 2,668,910         | 6,037,820          |
| Refugee-led organizations* | 916,864                       | 666,610           | 1,583,474          |
| Women-led organizations*   | 4,917,114                     | 4,136,632         | 9,053,746          |
| <b>International NGO</b>   | 5,755,000                     | 5,055,000         | 10,810,000         |
| Faith-based organizations  | 1,010,000                     | 935,000           | 1,945,000          |
| <b>TOTAL</b>               | <b>82,793,004</b>             | <b>72,636,804</b> | <b>155,429,808</b> |

\* One organization can be classified in multiple sub-categories (women-led, refugee-led, faith-based, etc.), the individual sub-categories can therefore not be added to arrive at the total.

Notes: This list only includes appealing organizations under the RRP, many of which also collaborate with implementing partners additional to those listed here.

### Budget summary by sector at country level








\* Includes Child Protection and Gender-Based Violence

## Budget summary by partner at the country level

| Partner  | Year | Protection (excluding CP & GBV) | Child Protection (CP) | Gender-Based Violence (GBV) | Education | Livelihoods & Economic Inclusion | Health & Nutrition | Basic Needs | Total in US\$ | TOTAL             |
|--|------|---------------------------------|-----------------------|-----------------------------|-----------|----------------------------------|--------------------|-------------|---------------|-------------------|
| <b>UN Agencies</b>   |      |                                 |                       |                             |           |                                  |                    |             |               |                   |
| UN International Organization for Migration  | 2025 | 595,000                         | -                     | -                           | 70,000    | 2,330,000                        | 340,000            | 665,000     | 4,000,000     | <b>5,987,000</b>  |
|  | 2026 | 242,000                         | -                     | -                           | 35,000    | 1,150,000                        | 250,000            | 310,000     | 1,987,000     |                   |
| UN World Health Organization   | 2025 | -                               | -                     | -                           | -         | -                                | 6,600,000          | -           | 6,600,000     | <b>13,200,000</b> |
|  | 2026 | -                               | -                     | -                           | -         | -                                | 6,600,000          | -           | 6,600,000     |                   |
| United Nations Children's Fund   | 2025 | 674,500                         | 1,480,000             | 200,000                     | 4,229,000 | 322,000                          | 260,000            | -           | 7,165,500     | <b>12,165,700</b> |
|  | 2026 | 423,500                         | 1,040,500             | 275,000                     | 2,938,200 | 168,000                          | 155,000            | -           | 5,000,200     |                   |
| United Nations High Commissioner for Refugees  | 2025 | 9,490,086                       | 4,281,343             | 3,824,542                   | -         | 8,161,343                        | -                  | 10,512,686  | 36,270,000    | <b>72,540,000</b> |
|  | 2026 | 9,490,086                       | 4,281,343             | 3,824,542                   | -         | 8,161,343                        | -                  | 10,512,686  | 36,270,000    |                   |
| United Nations Population Fund   | 2025 | -                               | -                     | 800,000                     | -         | -                                | 910,000            | -           | 1,710,000     | <b>3,180,000</b>  |
|  | 2026 | -                               | -                     | 680,000                     | -         | -                                | 790,000            | -           | 1,470,000     |                   |
| <b>National NGOs</b>   |      |                                 |                       |                             |           |                                  |                    |             |               |                   |
| Asociatia City Makers  | 2025 | 100                             | 72,143                | 19,276                      | 82,810    | 13,943                           | 73,612             | -           | 261,886       | <b>523,742</b>    |
|  | 2026 | 70                              | 72,143                | 19,276                      | 82,810    | 13,943                           | 73,612             | -           | 261,856       |                   |
| Asociatia Drumul Vietii  | 2025 | -                               | -                     | -                           | -         | 368,910                          | -                  | -           | 368,910       | <b>737,820</b>    |
|  | 2026 | -                               | -                     | -                           | -         | 368,910                          | -                  | -           | 368,910       |                   |
| Asociatia Moaselor Independente  | 2025 | -                               | -                     | -                           | -         | -                                | 400,000            | -           | 400,000       | <b>800,000</b>    |
|  | 2026 | -                               | -                     | -                           | -         | -                                | 400,000            | -           | 400,000       |                   |
| Asociatia Parentis   | 2025 | -                               | -                     | -                           | -         | -                                | 300,000            | -           | 300,000       | <b>300,000</b>    |
|  | 2026 | -                               | -                     | -                           | -         | -                                | -                  | -           | -             |                   |
| Asociatia Project Voiajor (Project Voyager)  | 2025 | -                               | -                     | -                           | -         | 800,000                          | -                  | -           | 800,000       | <b>1,400,000</b>  |
|  | 2026 | -                               | -                     | -                           | -         | 600,000                          | -                  | -           | 600,000       |                   |
| Asociația Sprijin Pentru Comunitatea Ucraineană  | 2025 | -                               | -                     | -                           | 206,021   | 59,728                           | -                  | -           | 265,749       | <b>265,749</b>    |
|  | 2026 | -                               | -                     | -                           | -         | -                                | -                  | -           | -             |                   |
| Asociația Profesională Neguvernamentală de Asistență Socială (ASSOC)                     | 2025 | -                               | -                     | -                           | -         | -                                | -                  | 600,000     | 600,000       | <b>1,200,000</b>  |
|  | 2026 | -                               | -                     | -                           | -         | -                                | -                  | 600,000     | 600,000       |                   |
| Association for the Development of Alternative Practices for Reintegration and Education | 2025 | 113,000                         | -                     | -                           | 20,000    | 10,000                           | -                  | 36,000      | 179,000       | <b>358,000</b>    |
|  | 2026 | 113,000                         | -                     | -                           | 20,000    | 10,000                           | -                  | 36,000      | 179,000       |                   |

| Partner   | Year | Protection (excluding CP & GBV) | Child Protection (CP) | Gender-Based Violence (GBV) | Education | Livelihoods & Economic Inclusion | Health & Nutrition | Basic Needs | Total in US\$ | TOTAL            |
|---|------|---------------------------------|-----------------------|-----------------------------|-----------|----------------------------------|--------------------|-------------|---------------|------------------|
| Association MALVA - Ukrainian Community Based Organization        | 2025 | 42,765                          | -                     | 23,300                      | 51,240    | 44,900                           | -                  | -           | 162,205       | <b>339,905</b>   |
|   | 2026 | 51,300                          | -                     | 23,300                      | 58,200    | 44,900                           | -                  | -           | 177,700       |                  |
| Association of Ukrainian Teachers in Romania                      | 2025 | -                               | -                     | -                           | 120,000   | -                                | -                  | -           | 120,000       | <b>240,000</b>   |
|   | 2026 | -                               | -                     | -                           | 120,000   | -                                | -                  | -           | 120,000       |                  |
| Ateliere fara Frontiere   | 2025 | -                               | -                     | -                           | -         | 350,000                          | 35,000             | -           | 385,000       | <b>830,000</b>   |
|   | 2026 | -                               | -                     | -                           | -         | 400,000                          | 45,000             | -           | 445,000       |                  |
| Civic Radauti Association   | 2025 | -                               | -                     | -                           | 35,000    | 40,000                           | -                  | -           | 75,000        | <b>165,000</b>   |
|   | 2026 | -                               | -                     | -                           | 50,000    | 40,000                           | -                  | -           | 90,000        |                  |
| East European Institute for Reproductive Health (EIRH)            | 2025 | 11,978                          | -                     | 183,900                     | -         | -                                | 159,199            | -           | 355,077       | <b>646,460</b>   |
|   | 2026 | 7,985                           | -                     | 151,960                     | -         | -                                | 131,438            | -           | 291,383       |                  |
| Federatia Organizatiilor Neguvernamentale pentru Servicii (FONSS) | 2025 | 595,000                         | -                     | -                           | -         | -                                | 162,500            | 1,220,000   | 1,977,500     | <b>2,998,250</b> |
|   | 2026 | 340,000                         | -                     | -                           | -         | -                                | 48,750             | 632,000     | 1,020,750     |                  |
| Fundatia Comunitara Sibiu   | 2025 | 41,000                          | 10,000                | 10,000                      | 284,585   | 150,000                          | -                  | 10,000      | 505,585       | <b>926,918</b>   |
|   | 2026 | 36,000                          | 7,000                 | 6,000                       | 212,333   | 150,000                          | -                  | 10,000      | 421,333       |                  |
| Fundatia Tineri pentru Tineri                                     | 2025 | 40,000                          | -                     | 50,000                      | 250,000   | -                                | -                  | -           | 340,000       | <b>655,000</b>   |
|   | 2026 | 15,000                          | -                     | 50,000                      | 250,000   | -                                | -                  | -           | 315,000       |                  |
| Jesuit Refugee Service Romania                                    | 2025 | 330,000                         | -                     | -                           | 850,000   | 200,000                          | -                  | 900,000     | 2,280,000     | <b>4,260,000</b> |
|   | 2026 | 330,000                         | -                     | -                           | 550,000   | 200,000                          | -                  | 900,000     | 1,980,000     |                  |
| Metropolitan Agency for Durable Development Brasov                | 2025 | 75,000                          | -                     | -                           | 20,160    | 146,000                          | 74,000             | -           | 315,160       | <b>630,320</b>   |
|   | 2026 | 75,000                          | -                     | -                           | 20,160    | 146,000                          | 74,000             | -           | 315,160       |                  |
| Migrant Integration Centre Brasov                                 | 2025 | 100,000                         | -                     | -                           | -         | 100,000                          | 60,000             | -           | 260,000       | <b>520,000</b>   |
|   | 2026 | 100,000                         | -                     | -                           | -         | 100,000                          | 60,000             | -           | 260,000       |                  |
| National Youth Foundation   | 2025 | 850,000                         | -                     | -                           | 450,000   | 550,000                          | -                  | -           | 1,850,000     | <b>3,250,000</b> |
|   | 2026 | 600,000                         | -                     | -                           | 400,000   | 400,000                          | -                  | -           | 1,400,000     |                  |
| Necuvinte Association   | 2025 | 17,500                          | 3,000                 | 7,200                       | 26,760    | -                                | 22,400             | 22,500      | 99,360        | <b>198,720</b>   |
|   | 2026 | 17,500                          | 3,000                 | 7,200                       | 26,760    | -                                | 22,400             | 22,500      | 99,360        |                  |
| Novapolis Association   | 2025 | 140,000                         | -                     | -                           | 55,000    | 60,000                           | 60,000             | 120,000     | 435,000       | <b>870,000</b>   |
|   | 2026 | 140,000                         | -                     | -                           | 55,000    | 60,000                           | 60,000             | 120,000     | 435,000       |                  |
| Peace Action, Training and Research Institute of Romania (PATRIR) | 2025 | 230,000                         | -                     | -                           | 230,000   | -                                | 40,000             | -           | 500,000       | <b>1,000,000</b> |
|   | 2026 | 230,000                         | -                     | -                           | 230,000   | -                                | 40,000             | -           | 500,000       |                  |

| Partner   | Year | Protection (excluding CP & GBV) | Child Protection (CP) | Gender-Based Violence (GBV) | Education         | Livelihoods & Economic Inclusion | Health & Nutrition | Basic Needs       | Total in US\$      | TOTAL              |
|---|------|---------------------------------|-----------------------|-----------------------------|-------------------|----------------------------------|--------------------|-------------------|--------------------|--------------------|
| Salvati Copiii                                      | 2025 | 200,000                         | 1,500,000             | -                           | 420,000           | -                                | -                  | 210,000           | 2,330,000          | <b>3,400,000</b>   |
|   | 2026 | 100,000                         | 700,000               | -                           | 200,000           | -                                | -                  | 70,000            | 1,070,000          |                    |
| Sensiblu Foundation                                 | 2025 | -                               | -                     | 980,000                     | -                 | -                                | -                  | 154,000           | 1,134,000          | <b>2,145,000</b>   |
|   | 2026 | -                               | -                     | 890,000                     | -                 | -                                | -                  | 121,000           | 1,011,000          |                    |
| SERA Romania  | 2025 | -                               | -                     | -                           | 150,000           | -                                | 220,000            | 630,000           | 1,000,000          | <b>2,000,000</b>   |
|   | 2026 | -                               | -                     | -                           | 150,000           | -                                | 220,000            | 630,000           | 1,000,000          |                    |
| Societatea pentru Educatie Contraceptiva si Sexuala | 2025 | -                               | -                     | -                           | 20,326            | -                                | 47,744             | -                 | 68,071             | <b>136,142</b>     |
|   | 2026 | -                               | -                     | -                           | 20,326            | -                                | 47,744             | -                 | 68,071             |                    |
| The Roma Lawyers Association in Romania             | 2025 | 80,000                          | -                     | -                           | 140,000           | -                                | 50,000             | 295,000           | 565,000            | <b>1,030,080</b>   |
|   | 2026 | 80                              | -                     | -                           | 140,000           | -                                | 50,000             | 275,000           | 465,080            |                    |
| The Romanian National Council for Refugees          | 2025 | 300,000                         | -                     | -                           | -                 | -                                | -                  | -                 | 300,000            | <b>300,000</b>     |
|   | 2026 | -                               | -                     | -                           | -                 | -                                | -                  | -                 | -                  |                    |
| World Vision Romania Foundation                     | 2025 | 1,050,000                       | 150,000               | -                           | -                 | 1,800,000                        | -                  | -                 | 3,000,000          | <b>5,300,000</b>   |
|   | 2026 | 700,000                         | 100,000               | -                           | -                 | 1,500,000                        | -                  | -                 | 2,300,000          |                    |
| Young Men's Christian Association - Romania         | 2025 | -                               | -                     | -                           | 20,000            | 20,000                           | 20,000             | -                 | 60,000             | <b>120,000</b>     |
|   | 2026 | -                               | -                     | -                           | 20,000            | 20,000                           | 20,000             | -                 | 60,000             |                    |
| <b>International NGOs</b>                           |      |                                 |                       |                             |                   |                                  |                    |                   |                    |                    |
| Commit Global                                       | 2025 | -                               | -                     | -                           | -                 | 10,000                           | -                  | -                 | 10,000             | <b>20,000</b>      |
|   | 2026 | -                               | -                     | -                           | -                 | 10,000                           | -                  | -                 | 10,000             |                    |
| Fundatia Roma Education Fund Romania                | 2025 | -                               | -                     | -                           | 290,000           | 150,000                          | -                  | -                 | 440,000            | <b>880,000</b>     |
|   | 2026 | -                               | -                     | -                           | 290,000           | 150,000                          | -                  | -                 | 440,000            |                    |
| Habitat for Humanity Romania                        | 2025 | -                               | -                     | -                           | -                 | -                                | -                  | 300,000           | 300,000            | <b>650,000</b>     |
|   | 2026 | -                               | -                     | -                           | -                 | -                                | -                  | 350,000           | 350,000            |                    |
| HIAS  | 2025 | 220,000                         | -                     | 10,000                      | -                 | 450,000                          | -                  | 30,000            | 710,000            | <b>1,295,000</b>   |
|   | 2026 | 170,000                         | -                     | 10,000                      | -                 | 375,000                          | -                  | 30,000            | 585,000            |                    |
| Terre des Hommes Foundation                         | 2025 | 520,000                         | 1,000,000             | -                           | 700,000           | -                                | -                  | -                 | 2,220,000          | <b>3,840,000</b>   |
|   | 2026 | 320,000                         | 800,000               | -                           | 500,000           | -                                | -                  | -                 | 1,620,000          |                    |
| Plan International                                  | 2025 | 450,000                         | 250,000               | 200,000                     | 600,000           | 350,000                          | 225,000            | -                 | 2,075,000          | <b>4,125,000</b>   |
|   | 2026 | 450,000                         | 250,000               | 200,000                     | 400,000           | 350,000                          | 400,000            | -                 | 2,050,000          |                    |
| <b>Total</b>  |      | <b>30,117,450</b>               | <b>16,000,472</b>     | <b>12,445,496</b>           | <b>16,089,691</b> | <b>30,904,920</b>                | <b>19,547,399</b>  | <b>30,324,372</b> | <b>155,429,806</b> | <b>155,429,806</b> |

| Sector  | Indicator                                     | Target   |                |                |
|---|---|--|----------------|----------------|
|   |   | 2025   | 2026           |                |
|    | Protection                                    | # of individuals who have been supported in accessing protection services  | <b>54,682</b>  | <b>58,023</b>  |
|   | Child Protection                              | # of children provided with child protection services  | <b>14,824</b>  | <b>11,786</b>  |
|   | Gender-Based Violence                         | # of people who benefited from specialized GBV programmes  | <b>51,905</b>  | <b>55,905</b>  |
|   | Protection from Sexual Exploitation and Abuse | # of PSEA network members, partner personnel and staff members of stakeholders involved in the refugee response trained on SEA risk mitigation, prevention, and response | <b>1,044</b>   | <b>697</b>     |
|    | Education                                     | # of children and youth supported with education programming (includes support to enrol in formal and nonformal)   | <b>5,094</b>   | <b>4,385</b>   |
|    | Health and Nutrition                          | # of individuals supported in accessing health services  | <b>113,053</b> | <b>112,921</b> |
|   | Health and Nutrition                          | # of health care providers trained to provide services to refugees   | <b>8,254</b>   | <b>8,215</b>   |
|    | Mental Health and Psychosocial Support        | # of individuals participating in MHPSS services and activities  | <b>70,656</b>  | <b>67,151</b>  |
|   | Livelihoods and Economic Inclusion            | # of individuals who benefitted from livelihoods and economic inclusion interventions  | <b>17,648</b>  | <b>17,527</b>  |
|  | Basic Needs                                   | # of individuals who received assistance for basic needs   | <b>43,7145</b> | <b>42,502</b>  |

COUNTRY CHAPTER

# SLOVAKIA



# > At a Glance

## Country Planned Response (January 2025 - December 2026)



**160,000**

refugee population planned for assistance



**79.4M**

total financial requirements in USD



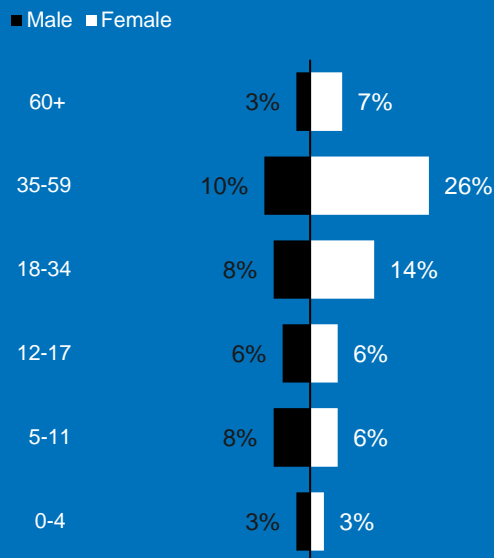
**19**

RRP partners

### Population planning figures

|                    | CURRENT POPULATION AS OF DECEMBER 2024 | POPULATION PLANNED FOR ASSISTANCE |         |
|--------------------|--|-----------------------------------|---------|
|                    |  | YEAR 1                            | YEAR 2  |
| Refugee Population | 131,611                                | 160,000                           | 150,000 |

### Age and gender breakdown



**11%**

People with disabilities



**62%**

Women and girls



**38%**

Men and boys



**32%**

Children

## Part 1: Current Situation

### Situation Overview

Slovakia continued to welcome Ukrainian refugees and third-country nationals (TCN) throughout 2024, showing great solidarity with those forced to flee. Temporary Protection (TP) status which is currently valid until March 2025 in Slovakia, continues to allow status holders to access protection and services. Since the full-scale invasion of the Russian Federation in Ukraine, close to 2.8 million people (excluding Slovak nationals) have crossed from Ukraine to Slovakia. More than 157,000 people have applied for TP since March 2022, and as of now, over 131,000 people benefit from TP status in Slovakia.

Women and children constitute close to 80 per cent of the overall displaced population, among whom are older people, individuals with disabilities and people with urgent healthcare needs.

National, district and local authorities continue to take a welcoming stance and implement measures across multiple sectors aiming at better addressing the needs of refugees. Since 1 March 2022, in line with EU TP Directive, refugees arriving from Ukraine have received TP status as one way to access territory and rights, including the right to work and access national social protection networks and public services.

Several legislative changes made in 2024 strengthened TP holders' access to services and therefore resulted in the potential of improved socio-economic inclusion and integration. These include the introduction of legislative changes to allow TP holders access to self-employment. Legislative amendments also resulted in changes across several education acts, the most important being the introduction of mandatory education for TP holders. Some legislative changes reduced access to services, including the changes to accommodation acts in July 2024, resulting in subsidised accommodation being available only to new arrivals, and after the initial 120 days, only to those meeting certain vulnerability criteria.

Despite the challenges, UN agencies, local communities and local actors, including, among others, volunteers, municipalities, national and local non-governmental organizations, civil society groups, as well as refugee-led organizations and women-led organizations, academia, sports associations, faith-based organizations and the private sector continued to play an active role in supporting refugees, rising to the challenge of effectively responding to and complementing collective efforts aimed at facilitating protection and inclusion in national systems.

This inter-agency refugee response plan for Slovakia brings together 19 partners in a coordinated multi-sectoral response with the aim to complement the government-led efforts in the upcoming two years.



## Country Risks and Needs

With the protracted nature of displacement, the needs of refugees from Ukraine in Slovakia have also shifted. While considerable progress has been made in many sectors of the response, including by national authorities and humanitarian partners, particular risks and needs among the refugee population remain unaddressed and several challenges require targeted and sustainable solutions. The 2024 Socio-Economic Insights Survey (SEIS) highlights ongoing vulnerabilities and needs among Ukrainian refugees. About 74 per cent of households reported priority needs, down 9 per cent from 2023. Key concerns include accommodation (49 per cent), food (31 per cent), and employment (24 per cent), shifting from a focus on healthcare, employment and language courses in 2023.

The refugee population, comprising 50 per cent women and 33 per cent children, along with young, older people and individuals with disabilities, will likely remain similar through 2025-2026. These groups face specific challenges requiring continued support. SEIS findings show 44 per cent of refugees live in private accommodations, while 56 per cent reside in collective centres, shared accommodation or housing provided by employers.

Overall, 86 per cent of refugees have health insurance (SEIS 2024). Healthcare access remains a priority, with 27 per cent of household members chronically ill. Of those needing care, 79 per cent were able to access it, while 21 per cent faced barriers like appointment issues (29 per cent), care refusal (24 per cent) and lack of knowledge regarding the health system (22 per cent). Additionally, 28 per cent of households had members with mental health issues.

For school-aged children, 83 per cent self-reported attending school in Slovakia in 2023/24, while 43 per cent reported being enrolled in Ukraine (SEIS 2024). Some students may attend schools both in Slovakia and remotely in Ukraine. For 2024/25, 75 per cent reported the intention to enrol in Slovak schools.

Generally, refugees from Ukraine have been able to access TP status, granting refugees access to national services and social protection systems in line with the EU TP Directive, which is currently valid until March 2025 in Slovakia. Currently, there are 4 to 6 weeks waiting times to secure an appointment for obtaining TP status, which delays access to services upon arrival. There is a continued need to raise awareness among refugees about available state services, and to advocate with authorities for adequate access.

The planned response for 2025-2026 aims to foster social cohesion between refugees and host communities. While most refugees feel safe and have positive relationships with the host community, 34 per cent reported having experienced some form of hostility. Employment remains a challenge, with 66 per cent of working-age household members employed. Barriers to employment include language skills and childcare. Nearly half (47 per cent) of working-age members have a university degree, and 25 per cent have completed technical or vocational studies, indicating potential contributions to Slovakia's labour force.

Economic challenges persist, with 8 per cent of households lacking sufficient income for basic needs. Targeted services are needed for those with heightened protection needs, including GBV survivors, children at risk, and LGBTIQ+ individuals.

The shift from emergency to protracted displacement underscores the importance of effective access to services and livelihoods, contributing to social cohesion and localization of the response.

## Part 2: Country Response and Solutions Strategy

### Country Strategic Objectives

**SO1: Support Slovakia to ensure that refugees have continued access to protection, legal status, and rights, with a particular focus on vulnerable groups and including age and gender considerations.**

Under the first objective, partners will contribute to efforts of ensuring effective access to legal status, protection, and rights for refugees in Slovakia. RRP partners, together with other actors involved in the refugee response, will continue to support the Government and authorities at all levels in Slovakia in ensuring that all refugees from Ukraine are aware of the benefits of registering for TP, while continuing advocacy efforts for strengthening the protection environment for third country nationals in need of international protection, asylum-seekers and refugees from other countries. Currently, TP status in Slovakia is extended until March 2025. RRP partners will support the government in promoting continued access to legal status and rights for those in need of international protection, especially vulnerable groups. This includes safeguarding legal protections and avoiding secondary movements or premature returns to Ukraine. Under the inter-agency response, partners will work with the Government of Slovakia to improve protection services, and to provide legal advice and information to refugees, service providers, municipalities and other stakeholders.

**SO2: Support Slovakia in its efforts to include refugees in national systems – decent work, social protection, health, education, child protection services – with a particular focus on outreach and inclusion of vulnerable groups and including, age gender and disability considerations.**

With the conflict entering its third year, the focus has increasingly shifted from emergency assistance to inclusion in national systems. Under the inter-agency response, partners will advocate for the inclusion of refugees in national systems of Slovakia, particularly in healthcare, education, employment and various protection services. This includes strengthening national child protection systems to ensure access to services for children at risk, such as unaccompanied and separated children, survivors of violence, and those facing socioeconomic vulnerabilities.

Socioeconomic vulnerability can lead to protection risks, such as accepting unvetted job offers or premature returns. While TP status offers some financial protection, the focus will be on strengthening the self-reliance of those able to work, while focusing on finding solutions for the most vulnerable or those with specific needs.

Partners will focus on efforts to include refugees in the labour market in Slovakia, by addressing barriers such as language proficiency, decent work opportunities, and access to healthcare, accommodation, and childcare. Efforts will be made to engage a range of stakeholders, including authorities and private sector employers to ensure sustainability of the response. Economic empowerment is particularly crucial for women and girls, including GBV survivors. Female-led households and those with disabilities or young children need special attention due to higher poverty and GBV risks. Effective inclusion in social protection systems and access to healthcare and education are vital for all refugees. Complementarity to national systems on cash will remain a priority, with continuous alignment with government-led efforts, as well as coordination and collaboration among humanitarian actors through the Cash Working Group.

### **SO3: Strengthen social cohesion between refugee communities and their hosts in Slovakia.**

In Slovakia, the relationship between refugees and the host community is generally positive, with 74 per cent of SEIS survey respondents expressing no issues with the host community. Furthermore, two thirds of households (66 per cent) did not encounter any hostile behaviour or attitudes from the host community members. However, 34 per cent of households reported having experienced some form of hostility, mainly verbal aggression. To address these issues and strengthen social cohesion, partners will foster dialogue and support structured interactions through schools, sports, and cultural activities. Efforts will also focus on tackling disinformation and enhancing local capacities to support social cohesion. Special attention will be given to youth and adolescents, promoting their inclusion through education and community initiatives, and fostering partnerships between refugees and host community members.

### **SO4: Advance the localization of the response in Slovakia, by supporting national and local civil society, municipalities and local authorities, and coordination structures, as well as sharing and building capacities and supporting sustainable programming.**

RRP partners will support local civil society organizations by fostering partnerships with governments and the private sector for sustainable projects. Municipalities and cities, as primary providers of frontline social services, have played a crucial role in welcoming refugees in Slovakia. RRP partners will work closely with these entities to build resilient systems for sustainable service provision and social inclusion. Where possible, programmes will be designed jointly with national and local authorities to promote sustainability and local ownership.

## Sectoral Responses

### Cross-Cutting Priorities of the RRP

- Accountability to Affected Populations
- Age, Gender and Diversity (AGD)
- Protection from Sexual Exploitation and Abuse (PSEA)
- One-Refugee Approach
- Sustainability
- Government Ownership

*Read more in the Regional Overview p.20*

### RRP PARTNERS PROMOTE THE SDGS

- By ensuring refugees' access to healthcare and mental health services and by advocating for refugees' inclusion in national education systems, RRP partners promote SDG 3 (Good Health and Well-being) and SDG 4 (Quality Education). SDG 10 (Reduced Inequalities) is also promoted through efforts to include refugees in national systems and provide support services help reduce inequalities.
- By expanding access to GBV services and supporting women's economic independence, RRP partners promote SDG 5 (Gender Quality) and SDG 10 (Reduced Inequalities through support to diverse populations and strengthened local capacities.
- By ensuring access to mental health and psychosocial support for refugee children and providing child-centred activities and educational support, RRP partners promote SDG 3 (Good Health and Well-being) and SDG 4 (Quality Education). SDG 16: Peace, Justice and Strong Institutions: Aligning national and international child protection standards strengthens institutions and promotes justice for children.
- By ensuring equitable access to education for refugee children and adolescents in Slovakia, RRP partners promote inclusive and equitable quality education for all - SDG 4: Quality Education.
- By facilitating refugees' inclusion in the labor market and supporting self-employment, RRP partners promote sustained, inclusive, and sustainable economic growth and decent work for all; SDG 8: Decent Work and Economic Growth.
- By institutionalizing and expanding mental health services, RRP partners promote overall health and well-being, focusing on vulnerable populations and supporting national health reforms, SDG 3: Good Health and Well-being.
- By targeted cash assistance, non-food items distribution distributing non-food items and providing housing assistance to vulnerable refugees, RRP partners help reduce poverty and ensure basic needs are met, SDG 1: No Poverty.

## PROTECTION



RRP partners will ensure refugees' access to territory, legal documentation, and adequate reception conditions, upholding non-discrimination principles. They will advocate for refugees' inclusion in national systems like health, education, and employment, while providing support with access to these services in practice.

Efforts will focus on identifying individuals with specific needs, such as single women, children at risk, members of the LGBTIQ+ community, older individuals and people with disabilities and referring them to appropriate services for immediate and long-term support. Sustainable support structures, including assistance centres and mobile teams, will be strengthened through local ownership.

Community-based protection approaches will engage local authorities and communities, enhancing national and local capacities to support refugees. Inclusive community activities will promote mental health and wellbeing, social cohesion and inclusion. Where possible, partners will engage refugee volunteers as well as refugee-led communities and organisations, while refugees will be engaged throughout the design and delivery of the response.

Information on rights and opportunities will be shared through various communication channels, adapted for different nationalities and needs. Two-way communication will promote feedback and confidentiality, enhancing accountability. RRP partner staff will be trained on prevention of PSEA knowledge and intervention strategies, empowering staff to actively identify and support PSEA victims. Overall, RRP partners will work to integrate refugees into national systems, support vulnerable groups, and foster sustainable, community-based protection and inclusion efforts.

### Sub-sector: Gender-Based Violence (GBV)



Inter-agency efforts in Slovakia include expanding access to quality GBV information and services by improving referral mechanisms, and ensuring high-quality, survivor-centred care. Partners invest in service-provider capacity, focusing on diverse populations, and contribute to stronger GBV coordination and programming through data analysis, advocacy, and capacity building. Cash may be used as a modality to provide immediate assistance to survivors of GBV, while efforts to strengthen survivors' access to livelihoods will support women's economic independence in the long-term. Women-led (WLO) and Rights-based Organizations' (WRO) role in GBV prevention and response will be strengthened by providing resources, technical assistance, and capacity building, especially for youth, people with disabilities, and LGBTIQ+ individuals.

The sustainability of the response will be ensured through system strengthening and building local capacity. Partners will invest in enhancing refugees' inclusion in national systems for GBV prevention and response and strengthening partnerships with women-led organizations, including those led by refugee women. Initiatives include promoting positive models in intimate partner relationships and positive male role modelling. Awareness of support options for GBV survivors will be distributed widely through social media, printed materials, informational sessions and through existing community structures for a wide reach.

Partners will conduct mapping and streamlining of services available for GBV survivors, engage communities in identifying service barriers, and promote outreach activities, through an age, gender and diversity lens. The survivor-centred approach will aim to create a supportive environment in which the survivor's rights are respected and in which she/he is treated with dignity and respect. This approach helps to promote the survivor's recovery and ability to identify and express needs and wishes, as well as to reinforce her/his capacity to make decisions about possible interventions.

### Sub-sector: Child Protection



Under the Child Protection Sub-Working Group (CPSWG), RRP partners will focus on aligning national child protection standards with international ones, ensuring that refugee children have access to necessary support and services in Slovakia on par with national children. The CPSWG will prioritize identifying and addressing critical gaps in child protection services to ensure that the needs of refugee children are adequately met. This includes developing standardized guidelines that align with international child protection principles and promoting the adoption of best practices among stakeholders. As part of its coordinated approach, the CPSWG will lead capacity-building initiatives to strengthen the skills and knowledge of child protection actors, enhance case management systems to deliver timely and effective support for children at risk, and verify that all interventions are child-centred and uphold the principle of the best interests of the child.

Furthermore, RRP partners will focus on including refugee children and caregivers in national child protection systems, strengthening national authorities' capacities, which will also strengthen the sustainability of the child protection response. Partnerships with civil society organizations will enhance outreach, identification, and referral of vulnerable children and families, complementing national systems with community-based mental health and psychosocial support (MHPSS) and protection services.

Other efforts will include provision of child-centred activities, including centres that serve as easily accessible spaces offering recreational, educational, and psychosocial support activities for children in a safe and welcoming environment. Group activities, child-friendly spaces, and organizing of afternoon or holiday camps will also be prioritized. Particular emphasis will be placed on outreach to and support for children with disabilities and their families with both individual counselling and support as well as through support groups and community activities. Tailored activities and materials will be elaborated and used to empower teachers, parents and children to actively prevent and combat discrimination and bullying, and support mental health and social inclusion of refugee children.

## EDUCATION



Under the overall coordination of the Education Working Group, partners will support refugee children and youth by ensuring equitable access to the national education system in Slovakia. This includes guidance on enrolment procedures, document translation, and interpretation services. Efforts will aim at including students into the Slovak curriculum, with language support and catch-up classes to support adaptation.

Advocacy efforts will focus on implementing the legislative changes to make education compulsory for all refugee children, expand school capacities, strengthen teachers' capacity and implement support measures like preparatory programs and mental health services. Additionally, partners will enhance access to higher education and vocational training through cooperation with national institutions and direct support for refugee students. Non-formal education initiatives will include language classes, life skills training, and educational activities. Partners will offer workshops, seminars, and experiential learning to develop personal and practical skills. Career counselling will prepare students for academic and career pathways. Efforts will also focus on empowering Ukrainian adolescents to transition from learning to earning through access to quality learning and first job opportunities. This includes supporting school enrolment, providing learning support, and facilitating access to skills-building programs. Community-based MHPSS and protection services will be provided, with a focus on children with disabilities and those in need of specialized support.

## LIVELIHOODS AND ECONOMIC INCLUSION



Partners will facilitate refugees' inclusion in the labour market by providing individualized job counselling and career workshops, helping them navigate the Slovak labour market and job application process. Efforts include organizing Slovak language courses, job-search support, including CV creation and application assistance, and provide information on job opportunities, working conditions, and

necessary documentation, to support socio-cultural orientation and improve employability. Vocational training and courses will help refugees acquire essential skills, contributing to employability and confidence. As Slovakia lacks workforce across many sectors, partners will also engage with the private sector to create and advocate for favourable employment environments, while increasing awareness among employers in Slovakia of the potential of refugees as contributors to the workforce. Partnerships with private and public sector entities will also facilitate internships and apprenticeships, enhancing employment opportunities and skill development for refugees at the start of their career. Following the legislative changes in mid-2024, which introduced the right to self-employment for TP holders, specific focus will be placed on supporting refugees with access to self-employment, including information on administrative procedures.

To enhance the sustainability of the response, partners will establish and further develop partnerships with municipalities and self-governing regions to ensure active engagement of local authorities in protection and inclusion of refugees. Particular focus will be placed on advocating for and facilitating access for refugees to social and other local services. This includes continuous support to municipalities with development and/or revision of local inclusion strategies.

Adequate housing solutions, with special focus on refugees with vulnerabilities, will be systematically promoted and supported through advocacy and innovative tools, such as municipal social rental models.

## PUBLIC HEALTH AND NUTRITION



Partners will enhance coordination and strengthen health services in Slovakia, focusing on vulnerable populations, including individuals with disabilities and/or chronic diseases and older refugees. Efforts will improve clinical services, mental health care, and healthcare delivery for refugees. Building resilient health financing systems and supporting national authorities with capacity building will ensure better access to care. Strengthening the health workforce through trainings is critical as is supporting efforts to integrate Ukrainian healthcare workers into the national workforce and continue supporting enrolment into the health insurance system. Preventive healthcare, rehabilitation, and recovery services will address challenges faced by refugees. Risk communication and community engagement activities will raise awareness about health-related issues. Additionally, partners will provide information, support healthcare visits, and offer translation services to secure access to healthcare for all.

Furthermore, partners aim to improve the quality and access to Sexual and Reproductive Health (SRH) services in Slovakia for all refugees, including youth, people with disabilities, and marginalized populations. The focus will be on capacity building, innovative digital solutions, and strengthening the capacity of the health workforce. Efforts include evidence gathering, advocacy, and enhancing coordination among health partners to enable high-quality, inclusive SRH services.

### Sub-sector: Mental health and Psychosocial Support (MHPSS)



Inter-agency efforts under MHPSS will institutionalize and expand mental health services in Slovakia, focusing on vulnerable populations and supporting national health authorities in mental health reform. This includes community and family-based services, training local professionals, and awareness campaigns to reduce stigma.

Activities will include organizing specialized group sessions, ongoing staff training, and referrals to specialized partners. Strengthening the capacity of humanitarian partners and local professionals will ensure effective MHPSS responses. Community-based activities will support emotional well-being and resilience, particularly for older refugees and those living alone.

## BASIC NEEDS



In 2025 – 2026 partners will continue providing cash assistance with further targeting approaches, which will support highly vulnerable individuals and be complementary to government-led assistance. Cash assistance will continue to be mainstreamed across sectors, such as protection and education, including GBV risk mitigation, and link vulnerable individuals with social services to further meet their basic needs.



Additionally, partners will continue distribute non-food items (NFIs) such as clothing, hygiene kits, and other essentials to vulnerable individuals and groups. They are actively seeking donors and partnerships to meet the high demand for these supplies. Tailored material support and refurbishments will be provided to collective sites, especially those housing vulnerable beneficiaries like older people and people with disabilities. Additionally, partners will distribute NFIs to the most vulnerable, including older people, single parents, and individuals with disabilities.

A network of collective accommodation sites will facilitate the placement of vulnerable beneficiaries in collective sites and coordinate transitions to social care facilities when needed. Efforts include seeking additional private and facility-based accommodations, providing updates on legislative changes, and facilitating communication between landlords and tenants. Individual housing assistance will be offered for the most vulnerable refugees by partially subsidizing rent. Advocacy activities will promote accessible housing, and partnerships will be established to build capacities of regional governments and local actors in sustainable housing. Capacity building on preparedness, winterization, and crisis response will also be provided.

### INTER-AGENCY DATA COLLECTION

Through interagency mechanisms, partners in Slovakia will continue coordinating the data collection activities to gain insights into the mobility patterns, vulnerabilities, needs, and intentions of forcibly displaced populations. This data collection will involve various methodologies, including surveys, interviews, and focus group discussions, ensuring a thorough understanding of the refugee population's dynamics. The gathered data will be crucial in identifying specific needs and tailoring assistance programs effectively.

By analyzing mobility patterns, partners can anticipate movements and prepare appropriate responses, ensuring that resources are allocated efficiently. Understanding vulnerabilities will help in prioritizing the most at-risk groups, such as women, children, the elderly, and individuals with disabilities, ensuring they receive the necessary support. The data on needs and intentions will guide the development of targeted interventions, from basic needs provision to long-term integration strategies.

Data will support partners in informing advocacy efforts, helping to highlight critical areas requiring attention and support from both national and international stakeholders. By continuously updating and sharing this information, partners can adapt their strategies to the evolving situation in Slovakia, ensuring a responsive and coordinated approach.

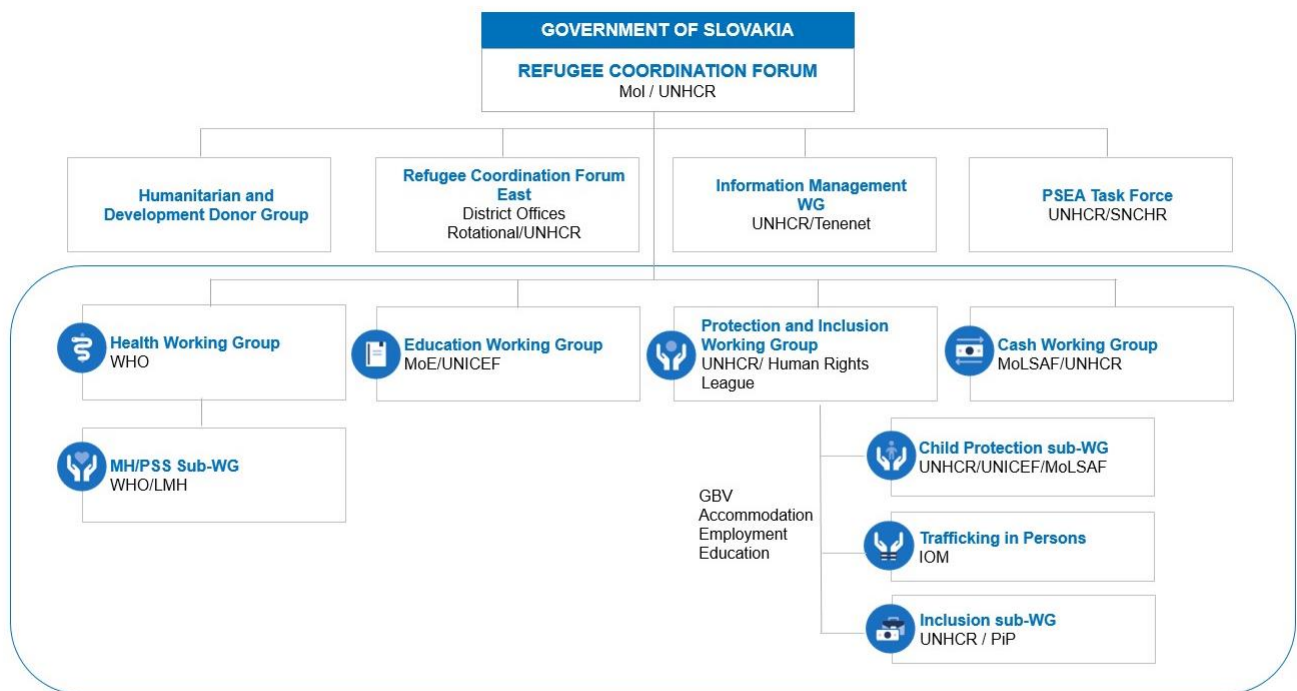
## Partnership and Coordination

Under the Refugee Coordination Model, the 2025-2026 inter-agency Slovakia chapter of the RRP brings together 19 partners, comprising 13 national NGOs, 1 international NGO and 5 UN agencies.

Through the Refugee Coordination Forum (RCF), UNHCR coordinates humanitarian partners in Slovakia, aligning with government-led structures to enhance national capacity and support host communities. The RCF, co-chaired by the Migration Office of the Ministry of Interior and UNHCR, meets in Bratislava, with field-level coordination mechanisms in place in Eastern Slovakia, in Kosice and Presov. The RCF includes five working groups (Cash, Health, Education, Information Management, and Protection and Inclusion) and two sub-working groups (Child Protection and MHPSS), along with PSEA and Anti-trafficking Task Forces.

The multi-stakeholder approach involves collaboration with national and local authorities, NGOs, and the private sector, fostering partnerships to broaden support. Localization efforts emphasize the active participation of national NGOs and grassroots organizations, including those led by refugees, women and individuals with disabilities. Coordination mechanisms include common assessments, monitoring tools, and flexible funding systems. This coordinated approach ensures comprehensive, multi-sectoral support for refugees, enhancing the resilience and capacity of host communities.

## Country Coordination Structure



## Part 3: Inter-Agency Financial Inter-Agency Financial

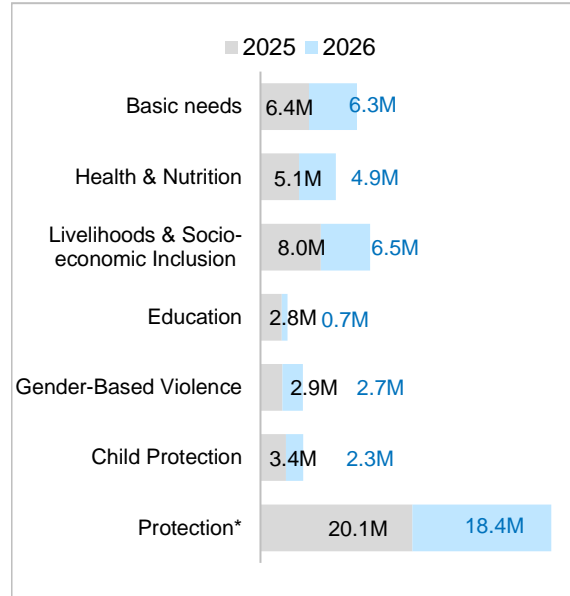
### Budget summary by type at country level

| PARTNER TYPE               | FINANCIAL REQUIREMENTS IN USD |                   |                   |
|----------------------------|-------------------------------|-------------------|-------------------|
|                            | 2025                          | 2026              | TOTAL             |
| <b>UN agencies</b>         | 32,009,213                    | 26,614,760        | 58,623,973        |
| <b>National NGOs</b>       | 9,935,077                     | 9,729,055         | 19,664,133        |
| Refugee-led organizations* | 6,560,569                     | 6,263,569         | 12,824,139        |
| Women-led organizations*   | 2,794,398                     | 2,808,724         | 5,603,122         |
| <b>International NGOs</b>  | 540,252                       | 567,265           | 1,107,517         |
| <b>TOTAL</b>               | <b>42,484,542</b>             | <b>36,911,080</b> | <b>79,395,621</b> |

\* One organization can be classified in multiple sub-categories (women-led, refugee-led, faith-based, etc.), the individual sub-categories can therefore not be added to arrive at the total.

Notes: This list only includes appealing organizations under the RRP, many of which also collaborate with implementing partners additional to those listed here.

### Budget summary by sector at country level








\* Includes Child Protection and Gender-Based Violence

## Budget summary by partner at the country level

| Partner  | Year | Protection (excluding CP & GBV) | Child Protection (CP) | Gender-Based Violence (GBV) | Education | Livelihoods & Economic Inclusion | Health & Nutrition | Basic Needs | Total in US\$ | TOTAL             |
|--|------|---------------------------------|-----------------------|-----------------------------|-----------|----------------------------------|--------------------|-------------|---------------|-------------------|
| <b>UN Agencies</b>                                 |      |                                 |                       |                             |           |                                  |                    |             |               |                   |
| UN International Organization for Migration        | 2025 | 1,100,000                       | 230,000               | -                           | -         | 3,100,000                        | 2,170,000          | 3,200,000   | 9,800,000     | <b>18,400,000</b> |
|  | 2026 | 880,000                         | 180,000               | -                           | -         | 2,770,000                        | 1,670,000          | 3,100,000   | 8,600,000     |                   |
| UN World Health Organization                       | 2025 | -                               | -                     | -                           | -         | -                                | 1,000,000          | -           | 1,000,000     | <b>3,000,000</b>  |
|  | 2026 | -                               | -                     | -                           | -         | -                                | 2,000,000          | -           | 2,000,000     |                   |
| United Nations Children's Fund                     | 2025 | -                               | 1,098,730             | 63,000                      | 2,100,432 | 1,145,451                        | 576,840            | -           | 4,984,453     | <b>4,984,453</b>  |
|  | 2026 | -                               | -                     | -                           | -         | -                                | -                  | -           | -             |                   |
| United Nations High Commissioner for Refugees      | 2025 | 8,475,781                       | 600,255               | 856,755                     | -         | 2,210,802                        | -                  | 2,531,164   | 14,674,760    | <b>29,349,520</b> |
|  | 2026 | 8,475,781                       | 600,255               | 856,755                     | -         | 2,210,802                        | -                  | 2,531,164   | 14,674,760    |                   |
| United Nations Population Fund                     | 2025 | -                               | -                     | 700,000                     | -         | -                                | 850,000            | -           | 1,550,000     | <b>2,890,000</b>  |
|  | 2026 | -                               | -                     | 590,000                     | -         | -                                | 750,000            | -           | 1,340,000     |                   |
| <b>National NGOs</b>                               |      |                                 |                       |                             |           |                                  |                    |             |               |                   |
| Adventisticka agentura pre pomoc a rozvoj          | 2025 | -                               | -                     | -                           | 10,000    | 8,000                            | -                  | 30,000      | 48,000        | <b>91,000</b>     |
|  | 2026 | -                               | -                     | -                           | 10,000    | 8,000                            | -                  | 25,000      | 43,000        |                   |
| AVA  | 2025 | 479,563                         | -                     | -                           | -         | -                                | -                  | -           | 479,563       | <b>973,452</b>    |
|  | 2026 | 493,889                         | -                     | -                           | -         | -                                | -                  | -           | 493,889       |                   |
| Equita   | 2025 | -                               | -                     | 250,000                     | -         | -                                | -                  | -           | 250,000       | <b>500,000</b>    |
|  | 2026 | -                               | -                     | 250,000                     | -         | -                                | -                  | -           | 250,000       |                   |
| League for Mental Health in Slovakia               | 2025 | 1,500,000                       | -                     | 490,000                     | -         | -                                | 265,000            | -           | 2,255,000     | <b>4,225,000</b>  |
|  | 2026 | 1,300,000                       | -                     | 470,000                     | -         | -                                | 200,000            | -           | 1,970,000     |                   |
| Mareena  | 2025 | 480,680                         | -                     | -                           | -         | 377,005                          | -                  | -           | 857,685       | <b>1,715,370</b>  |
|  | 2026 | 480,680                         | -                     | -                           | -         | 377,005                          | -                  | -           | 857,685       |                   |
| Our Way  | 2025 | 50,000                          | -                     | -                           | -         | 35,000                           | -                  | -           | 85,000        | <b>170,000</b>    |
|  | 2026 | 50,000                          | -                     | -                           | -         | 35,000                           | -                  | -           | 85,000        |                   |
| People in Peril                                    | 2025 | 443,725                         | 329,721               | 135,296                     | 319,646   | 310,821                          | -                  | -           | 1,539,209     | <b>3,078,418</b>  |
|  | 2026 | 443,725                         | 329,721               | 135,296                     | 319,646   | 310,821                          | -                  | -           | 1,539,209     |                   |
| Platform of Families of children with disabilities | 2025 | -                               | 254,130               | -                           | -         | 274,130                          | -                  | -           | 528,260       | <b>1,138,172</b>  |
|  | 2026 | -                               | 304,956               | -                           | -         | 304,956                          | -                  | -           | 609,912       |                   |
|  | 2025 | 486,096                         | 285,003               | 285,003                     | -         | 352,605                          | -                  | 389,502     | 1,798,210     | <b>3,596,420</b>  |

| Partner                     | Year | Protection (excluding CP & GBV) | Child Protection (CP) | Gender-Based Violence (GBV) | Education        | Livelihoods & Economic Inclusion | Health & Nutrition | Basic Needs       | Total in US\$     | TOTAL             |
|-----------------------------|------|---------------------------------|-----------------------|-----------------------------|------------------|----------------------------------|--------------------|-------------------|-------------------|-------------------|
| Slovak Humanitarian Council | 2026 | 486,096                         | 285,003               | 285,003                     | -                | 352,605                          | -                  | 389,502           | 1,798,210         |                   |
| TENENET (NGO)               | 2025 | 100,000                         | 10,000                | 10,000                      | 50,000           | 100,000                          | 200,000            | -                 | 470,000           | <b>940,000</b>    |
|                             | 2026 | 100,000                         | 10,000                | 10,000                      | 50,000           | 100,000                          | 200,000            | -                 | 470,000           |                   |
| The Human Rights League     | 2025 | 656,000                         | -                     | -                           | -                | -                                | -                  | -                 | 656,000           | <b>1,312,000</b>  |
|                             | 2026 | 656,000                         | -                     | -                           | -                | -                                | -                  | -                 | 656,000           |                   |
| Voluntary civil protection  | 2025 | -                               | 8,000                 | 120,000                     | 9,000            | 75,000                           | -                  | 290,000           | 502,000           | <b>992,000</b>    |
|                             | 2026 | -                               | 7,000                 | 120,000                     | 8,000            | 75,000                           | -                  | 280,000           | 490,000           |                   |
| We are together             | 2025 | 56,000                          | -                     | -                           | 350,000          | 150                              | 60,000             | -                 | 466,150           | <b>932,300</b>    |
|                             | 2026 | 56,000                          | -                     | -                           | 350,000          | 150                              | 60,000             | -                 | 466,150           |                   |
| <b>International NGOs</b>   |      |                                 |                       |                             |                  |                                  |                    |                   |                   |                   |
| Kids in Need of Defense     | 2025 | -                               | 540,252               | -                           | -                | -                                | -                  | -                 | 540,252           | <b>1,107,516</b>  |
|                             | 2026 | -                               | 567,264               | -                           | -                | -                                | -                  | -                 | 567,264           |                   |
| <b>Total</b>                |      | <b>27,250,016</b>               | <b>5,640,290</b>      | <b>5,627,108</b>            | <b>3,576,724</b> | <b>14,533,303</b>                | <b>10,001,840</b>  | <b>12,766,332</b> | <b>79,395,621</b> | <b>79,395,621</b> |

## RRP Monitoring Framework

| Sector  | Indicator                                     | Target   |                |                |
|---|---|--|----------------|----------------|
|   |   | YEAR 1   | YEAR 2         |                |
|    | Protection                                    | # of individuals who have been supported in accessing protection services  | <b>136,000</b> | <b>136,000</b> |
|   | Child Protection                              | # of children provided with child protection services  | <b>25,000</b>  | <b>20,000</b>  |
|   | Gender-Based Violence                         | # of people who benefited from specialized GBV programmes  | <b>12,000</b>  | <b>10,000</b>  |
|   | Protection from Sexual Exploitation and Abuse | # of PSEA network members, partner personnel and staff members of stakeholders involved in the refugee response    | <b>500</b>     | <b>400</b>     |
|    | Education                                     | # of children and youth supported with education programming (includes support to enrol in formal and non- formal) | <b>15,000</b>  | <b>10,000</b>  |
|    | Health and Nutrition                          | # of individuals supported in accessing health services  | <b>80,000</b>  | <b>70,000</b>  |
|   | Health and Nutrition                          | # of health care providers trained to provide services to refugees   | <b>200</b>     | <b>150</b>     |
|   | Mental Health and Psychosocial Support        | # of individuals participating in MHPSS services and activities  | <b>37,000</b>  | <b>22,000</b>  |
|  | Livelihoods and Economic Inclusion            | # of individuals who benefitted from livelihoods and economic inclusion interventions                              | <b>100,000</b> | <b>100,000</b> |
|  | Basic Needs                                   | # of individuals who received assistance for basic needs   | <b>32,000</b>  | <b>30,000</b>  |

# ANNEX 1 – RRP BUDGET SUMMARY BY PARTNER

| Partner  | Year | Protection (excluding CP & GBV) | Child Protection (CP) | Gender-Based Violence (GBV) | Education  | Livelihoods & Economic Inclusion | Health & Nutrition | Basic Needs | Total in US\$ | TOTAL              |
|--|------|---------------------------------|-----------------------|-----------------------------|------------|----------------------------------|--------------------|-------------|---------------|--------------------|
| <b>UN Agencies</b>   |      |                                 |                       |                             |            |                                  |                    |             |               |                    |
| UN International Organization for Migration                        | 2025 | 18,548,182                      | 2,938,000             | 1,300,000                   | 735,811    | 50,031,549                       | 11,868,748         | 22,569,775  | 107,992,067   | <b>196,409,999</b> |
|  | 2026 | 15,442,504                      | 2,780,000             | 1,100,000                   | 605,986    | 39,637,646                       | 9,221,140          | 19,630,655  | 88,417,932    |                    |
| UN Office of the United Nations High Commissioner for Human Rights | 2025 | 417,040                         | -                     | -                           | -          | 196,650                          | -                  | -           | 613,690       | <b>1,030,730</b>   |
|  | 2026 | 417,040                         | -                     | -                           | -          | -                                | -                  | -           | 417,040       |                    |
| United Nations Development Programme                               | 2025 | 1,000,000                       | -                     | -                           | 130,000    | 1,139,880                        | 700,000            | -           | 2,969,880     | <b>5,441,320</b>   |
|  | 2026 | 300,000                         | -                     | -                           | 330,000    | 1,141,440                        | 700,000            | -           | 2,471,440     |                    |
| United Nations Population Fund                                     | 2025 | -                               | -                     | 13,005,000                  | -          | -                                | 11,970,000         | 1,400,000   | 26,375,000    | <b>40,535,000</b>  |
|  | 2026 | -                               | -                     | 7,540,000                   | -          | -                                | 6,020,000          | 600,000     | 14,160,000    |                    |
| United Nations High Commissioner for Refugees                      | 2025 | 77,305,273                      | 9,267,084             | 10,836,849                  | 3,559,996  | 38,370,334                       | 5,139,681          | 88,114,409  | 232,593,628   | <b>454,062,787</b> |
|  | 2026 | 69,788,499                      | 9,141,031             | 10,297,215                  | 3,579,857  | 35,884,047                       | 5,134,429          | 87,644,079  | 221,469,159   |                    |
| United Nations Children's Fund                                     | 2025 | 1,718,015                       | 32,728,169            | 2,683,278                   | 40,729,213 | 6,590,143                        | 4,730,554          | 843,356     | 90,022,729    | <b>141,333,385</b> |
|  | 2026 | 1,108,523                       | 21,520,641            | 1,243,343                   | 21,031,382 | 3,314,967                        | 2,711,968          | 379,832     | 51,310,656    |                    |
| UN Women   | 2025 | 100,000                         | -                     | -                           | -          | 500,000                          | -                  | -           | 600,000       | <b>1,150,000</b>   |
|  | 2026 | 50,000                          | -                     | -                           | -          | 500,000                          | -                  | -           | 550,000       |                    |
| UN World Food Programme  | 2025 | -                               | -                     | -                           | -          | -                                | -                  | 10,493,261  | 10,493,261    | <b>11,137,621</b>  |
|  | 2026 | -                               | -                     | -                           | -          | -                                | -                  | 644,360     | 644,360       |                    |
| UN World Health Organization                                       | 2025 | -                               | -                     | 470,000                     | -          | -                                | 33,161,200         | -           | 33,631,200    | <b>60,984,200</b>  |
|  | 2026 | -                               | -                     | 420,000                     | -          | -                                | 26,933,000         | -           | 27,353,000    |                    |
| <b>IFRC and Red Cross</b>  |      |                                 |                       |                             |            |                                  |                    |             |               |                    |
| Bulgarian Red Cross  | 2025 | 400,000                         | 20,000                | -                           | -          | 70,000                           | 30,000             | 1,000,000   | 1,520,000     | <b>2,320,000</b>   |
|  | 2026 | 240,000                         | -                     | -                           | -          | 50,000                           | 10,000             | 500,000     | 800,000       |                    |
| Lithuanian Red Cross   | 2025 | -                               | -                     | -                           | -          | 186,200                          | 302,436            | 92,973      | 581,609       | <b>1,070,245</b>   |

| Partner  | Year | Protection (excluding CP & GBV) | Child Protection (CP) | Gender-Based Violence (GBV) | Education | Livelihoods & Economic Inclusion | Health & Nutrition | Basic Needs | Total in US\$ | TOTAL            |
|--|------|---------------------------------|-----------------------|-----------------------------|-----------|----------------------------------|--------------------|-------------|---------------|------------------|
|  | 2026 | -                               | -                     | -                           | -         | 186,200                          | 302,436            | -           | 488,636       |                  |
| Moldova Red Cross Society  | 2025 | -                               | 400,000               | -                           | 100,000   | 580,000                          | 400,000            | 360,000     | 1,840,000     | <b>3,680,000</b> |
|  | 2026 | -                               | 400,000               | -                           | 100,000   | 580,000                          | 400,000            | 360,000     | 1,840,000     |                  |
| Polish Red Cross (Polski Czerwony Krzyż) & International Federation of Red Cross         | 2025 | 63,620                          | -                     | -                           | -         | 139,730                          | 282,540            | 3,213,160   | 3,699,050     | <b>8,618,250</b> |
|  | 2026 | 17,900                          | -                     | -                           | -         | 846,000                          | 282,540            | 3,772,760   | 4,919,200     |                  |
| <b>National NGOs</b>   |      |                                 |                       |                             |           |                                  |                    |             |               |                  |
| Animus Association Foundation  | 2025 | 150,000                         | 350,000               | 100,000                     | -         | 150,000                          | 500,000            | 120,000     | 1,370,000     | <b>2,750,000</b> |
|  | 2026 | 150,000                         | 350,000               | 100,000                     | -         | 150,000                          | 500,000            | 130,000     | 1,380,000     |                  |
| Aliance Center duševního zdravi / Alliance of Community MH Centers                       | 2025 | -                               | -                     | -                           | -         | -                                | 800,000            | -           | 800,000       | <b>800,000</b>   |
|  | 2026 | -                               | -                     | -                           | -         | -                                | -                  | -           | -             |                  |
| Association for the Development of Alternative Practices for Reintegration and Education | 2025 | 113,000                         | -                     | -                           | 20,000    | 10,000                           | -                  | 36,000      | 179,000       | <b>358,000</b>   |
|  | 2026 | 113,000                         | -                     | -                           | 20,000    | 10,000                           | -                  | 36,000      | 179,000       |                  |
| ADRA Moldova   | 2025 | 402,171                         | 50,508                | -                           | -         | 465,948                          | 59,982             | 2,335,519   | 3,314,128     | <b>6,628,255</b> |
|  | 2026 | 402,170                         | 50,508                | -                           | -         | 465,948                          | 59,982             | 2,335,519   | 3,314,127     |                  |
| Adventistick a agentura pre pomoc a razvoj   | 2025 | -                               | -                     | -                           | 10,000    | 8,000                            | -                  | 30,000      | 48,000        | <b>91,000</b>    |
|  | 2026 | -                               | -                     | -                           | 10,000    | 8,000                            | -                  | 25,000      | 43,000        |                  |
| AKSEN Project  | 2025 | -                               | -                     | -                           | 8,907     | -                                | -                  | -           | 8,907         | <b>12,207</b>    |
|  | 2026 | -                               | -                     | -                           | 3,300     | -                                | -                  | -           | 3,300         |                  |
| Asociatia Moaselor Independente  | 2025 | -                               | -                     | -                           | -         | -                                | 400,000            | -           | 400,000       | <b>800,000</b>   |
|  | 2026 | -                               | -                     | -                           | -         | -                                | 400,000            | -           | 400,000       |                  |
| Agency for Migration and Adaption  | 2025 | 65,000                          | -                     | -                           | -         | 90,000                           | -                  | -           | 155,000       | <b>155,000</b>   |
|  | 2026 | -                               | -                     | -                           | -         | -                                | -                  | -           | -             |                  |
| Institute for Democracy and Development  | 2025 | -                               | -                     | -                           | -         | 500,000                          | -                  | -           | 500,000       | <b>850,000</b>   |
|  | 2026 | -                               | -                     | -                           | -         | 350,000                          | -                  | -           | 350,000       |                  |
| AO Izbiste - sat natal   | 2025 | -                               | -                     | -                           | -         | 50,000                           | -                  | -           | 50,000        | <b>113,000</b>   |
|  | 2026 | -                               | -                     | -                           | -         | 63,000                           | -                  | -           | 63,000        |                  |
| AO SOS Autism  | 2025 | 17,045                          | 81,820                | -                           | -         | 50,000                           | -                  | 34,100      | 182,965       | <b>365,930</b>   |



| Partner  | Year | Protection (excluding CP & GBV) | Child Protection (CP) | Gender-Based Violence (GBV) | Education | Livelihoods & Economic Inclusion | Health & Nutrition | Basic Needs | Total in US\$ | TOTAL            |
|--|------|---------------------------------|-----------------------|-----------------------------|-----------|----------------------------------|--------------------|-------------|---------------|------------------|
|  | 2026 | 17,045                          | 81,820                | -                           | -         | 50,000                           | -                  | 34,100      | 182,965       |                  |
| Alliance of Active NGOs in the field of Child and Family Social Protection | 2025 | 41,620                          | 39,060                | -                           | 126,110   | 44,230                           | 60,690             | 46,750      | 358,460       | <b>470,020</b>   |
|  | 2026 | -                               | 7,860                 | -                           | 85,440    | -                                | 9,800              | 8,460       | 111,560       |                  |
| ASSOC  | 2025 | -                               | -                     | -                           | -         | -                                | -                  | 600,000     | 600,000       | <b>1,200,000</b> |
|  | 2026 | -                               | -                     | -                           | -         | -                                | -                  | 600,000     | 600,000       |                  |
| ASTRA FORUM FOUNDATION   | 2025 | 30,000                          | -                     | -                           | -         | 110,000                          | 70,000             | -           | 210,000       | <b>420,000</b>   |
|  | 2026 | 30,000                          | -                     | -                           | -         | 110,000                          | 70,000             | -           | 210,000       |                  |
| AVA  | 2025 | 479,563                         | -                     | -                           | -         | -                                | -                  | -           | 479,563       | <b>973,452</b>   |
|  | 2026 | 493,889                         | -                     | -                           | -         | -                                | -                  | -           | 493,889       |                  |
| African Women Hungary Association  | 2025 | 2,000                           | -                     | 2,800                       | 9,000     | 5,000                            | 2,500              | -           | 21,300        | <b>49,300</b>    |
|  | 2026 | 2,500                           | -                     | 3,200                       | 12,000    | 6,500                            | 3,800              | -           | 28,000        |                  |
| Fundația Agapedia din Moldova  | 2025 | 20,000                          | -                     | -                           | -         | -                                | -                  | 20,000      | 40,000        | <b>80,000</b>    |
|  | 2026 | 20,000                          | -                     | -                           | -         | -                                | -                  | 20,000      | 40,000        |                  |
| Aid for Ukraine  | 2025 | 72,000                          | 96,000                | -                           | 210,000   | 96,000                           | -                  | -           | 474,000       | <b>1,030,000</b> |
|  | 2026 | 86,000                          | 150,000               | -                           | 240,000   | 80,000                           | -                  | -           | 556,000       |                  |
| A.O. Amici dei Bambini   | 2025 | -                               | -                     | -                           | 375,000   | -                                | -                  | -           | 375,000       | <b>750,000</b>   |
|  | 2026 | -                               | -                     | -                           | 375,000   | -                                | -                  | -           | 375,000       |                  |
| Asociația Obsteasca pentru Asistentă și Dezvoltare „Armonie Plus”          | 2025 | -                               | -                     | -                           | -         | -                                | 700,000            | -           | 700,000       | <b>933,500</b>   |
|  | 2026 | -                               | -                     | -                           | -         | -                                | 233,500            | -           | 233,500       |                  |
| Artscape   | 2025 | -                               | -                     | -                           | -         | 40,000                           | -                  | -           | 40,000        | <b>80,000</b>    |
|  | 2026 | -                               | -                     | -                           | -         | 40,000                           | -                  | -           | 40,000        |                  |
| Asociația Psihologilor Tighina   | 2025 | -                               | -                     | 65,000                      | -         | -                                | -                  | -           | 65,000        | <b>120,000</b>   |
|  | 2026 | -                               | -                     | 55,000                      | -         | -                                | -                  | -           | 55,000        |                  |
| Association Energy   | 2025 | -                               | -                     | 122,000                     | -         | -                                | -                  | -           | 122,000       | <b>224,000</b>   |
|  | 2026 | -                               | -                     | 102,000                     | -         | -                                | -                  | -           | 102,000       |                  |
| Association MALVA - Ukrainian Community Based Organization                 | 2025 | 42,765                          | -                     | 23,300                      | 51,240    | 44,900                           | -                  | -           | 162,205       | <b>339,905</b>   |
|  | 2026 | 51,300                          | -                     | 23,300                      | 58,200    | 44,900                           | -                  | -           | 177,700       |                  |
| Association of Ukrainian Teachers in Romania                               | 2025 | -                               | -                     | -                           | 120,000   | -                                | -                  | -           | 120,000       | <b>240,000</b>   |
|  | 2026 | -                               | -                     | -                           | 120,000   | -                                | -                  | -           | 120,000       |                  |

| Partner  | Year | Protection (excluding CP & GBV) | Child Protection (CP) | Gender-Based Violence (GBV) | Education | Livelihoods & Economic Inclusion | Health & Nutrition | Basic Needs | Total in US\$ | TOTAL             |
|--|------|---------------------------------|-----------------------|-----------------------------|-----------|----------------------------------|--------------------|-------------|---------------|-------------------|
| Ateliere fara Frontiere  | 2025 | -                               | -                     | -                           | -         | 350,000                          | 35,000             | -           | 385,000       | <b>830,000</b>    |
|  | 2026 | -                               | -                     | -                           | -         | 400,000                          | 45,000             | -           | 445,000       |                   |
| A.O. Biaz Gul  | 2025 | -                               | -                     | 265,000                     | -         | 490,000                          | 20,000             | -           | 775,000       | <b>1,580,000</b>  |
|  | 2026 | -                               | -                     | 265,000                     | -         | 520,000                          | 20,000             | -           | 805,000       |                   |
| Bona Fide Charitable Organization  | 2025 | -                               | -                     | -                           | -         | 78,000                           | -                  | -           | 78,000        | <b>156,000</b>    |
|  | 2026 | -                               | -                     | -                           | -         | 78,000                           | -                  | -           | 78,000        |                   |
| Bulgarian Center for Slavic Culture and Spiritual Development              | 2025 | -                               | -                     | -                           | 22,690    | -                                | -                  | -           | 22,690        | <b>48,640</b>     |
|  | 2026 | -                               | -                     | -                           | 25,950    | -                                | -                  | -           | 25,950        |                   |
| Centrul de Suport in Afaceri Business InnoHub                              | 2025 | -                               | -                     | -                           | -         | 400,000                          | -                  | -           | 400,000       | <b>800,000</b>    |
|  | 2026 | -                               | -                     | -                           | -         | 400,000                          | -                  | -           | 400,000       |                   |
| Children's Emergency Relief International                                  | 2025 | 69,802                          | 3,900                 | -                           | -         | -                                | -                  | 64,000      | 137,702       | <b>137,702</b>    |
|  | 2026 | -                               | -                     | -                           | -         | -                                | -                  | -           | -             |                   |
| Centrul Național de Formare, Asistență, Consiliere și Educație din Moldova | 2025 | -                               | -                     | -                           | -         | -                                | -                  | 400,000     | 400,000       | <b>700,000</b>    |
|  | 2026 | -                               | -                     | -                           | -         | -                                | -                  | 300,000     | 300,000       |                   |
| The Romanian National Council for Refugees                                 | 2025 | 300,000                         | -                     | -                           | -         | -                                | -                  | -           | 300,000       | <b>300,000</b>    |
|  | 2026 | -                               | -                     | -                           | -         | -                                | -                  | -           | -             |                   |
| Caritas Bulgaria   | 2025 | -                               | -                     | -                           | -         | 80,965                           | -                  | -           | 80,965        | <b>165,978</b>    |
|  | 2026 | -                               | -                     | -                           | -         | 85,013                           | -                  | -           | 85,013        |                   |
| Katolikus Karitás - Caritas Hungarica                                      | 2025 | 5,815                           | -                     | -                           | -         | 26,159                           | 16,667             | 503,264     | 551,905       | <b>551,905</b>    |
|  | 2026 | -                               | -                     | -                           | -         | -                                | -                  | -           | -             |                   |
| Caritas Lithuania  | 2025 | -                               | -                     | -                           | -         | 278,078                          | -                  | 508,617     | 786,695       | <b>1,573,390</b>  |
|  | 2026 | -                               | -                     | -                           | -         | 278,078                          | -                  | 508,617     | 786,695       |                   |
| Caritas Poland   | 2025 | 1,185,000                       | 1,000,000             | -                           | 1,920,000 | 1,655,000                        | 1,488,000          | -           | 7,248,000     | <b>14,496,000</b> |
|  | 2026 | 1,185,000                       | 1,000,000             | -                           | 1,920,000 | 1,655,000                        | 1,488,000          | -           | 7,248,000     |                   |
| Center for Public Policy PROVIDUS  | 2025 | -                               | -                     | -                           | -         | 65,604                           | -                  | -           | 65,604        | <b>65,604</b>     |
|  | 2026 | -                               | -                     | -                           | -         | -                                | -                  | -           | -             |                   |
| Central Roma Council in Poland   | 2025 | -                               | -                     | -                           | 358,000   | 109,000                          | 380,000            | -           | 847,000       | <b>1,694,000</b>  |
|  | 2026 | -                               | -                     | -                           | 358,000   | 109,000                          | 380,000            | -           | 847,000       |                   |
| Charita Česká  | 2025 | -                               | -                     | -                           | 150,000   | 700,000                          | 100,000            | 100,000     | 1,050,000     | <b>1,050,000</b>  |

| Partner   | Year | Protection (excluding CP & GBV) | Child Protection (CP) | Gender-Based Violence (GBV) | Education | Livelihoods & Economic Inclusion | Health & Nutrition | Basic Needs | Total in US\$ | TOTAL            |
|---|------|---------------------------------|-----------------------|-----------------------------|-----------|----------------------------------|--------------------|-------------|---------------|------------------|
| republika / Caritas Czech Republic                    | 2026 | -                               | -                     | -                           | -         | -                                | -                  | -           | -             | -                |
| Charity Centre for Refugees                           | 2025 | 123,793                         | 71,773                | 45,932                      | 125,804   | 73,147                           | -                  | 213,483     | 653,932       | <b>1,365,915</b> |
|   | 2026 | 134,329                         | 77,107                | 48,683                      | 136,541   | 80,462                           | -                  | 234,861     | 711,983       |                  |
| Asociatia City Makers                                 | 2025 | 100                             | 72,143                | 19,276                      | 82,810    | 13,943                           | 73,612             | -           | 261,886       | <b>523,742</b>   |
|   | 2026 | 70                              | 72,143                | 19,276                      | 82,810    | 13,943                           | 73,612             | -           | 261,856       |                  |
| Civic Radauti Association                             | 2025 | -                               | -                     | -                           | 35,000    | 40,000                           | -                  | -           | 75,000        | <b>165,000</b>   |
|   | 2026 | -                               | -                     | -                           | 50,000    | 40,000                           | -                  | -           | 90,000        |                  |
| Cordelia Foundation for the Rehab. of Torture Victims | 2025 | 235,967                         | -                     | -                           | -         | -                                | -                  | -           | 235,967       | <b>471,934</b>   |
|   | 2026 | 235,967                         | -                     | -                           | -         | -                                | -                  | -           | 235,967       |                  |
| Council for Refugee Women in Bulgaria                 | 2025 | -                               | -                     | -                           | 47,191    | -                                | -                  | 190,112     | 237,303       | <b>474,606</b>   |
|   | 2026 | -                               | -                     | -                           | 47,191    | -                                | -                  | 190,112     | 237,303       |                  |
| Creative ideas  | 2025 | -                               | -                     | -                           | 10,000    | 17,500                           | -                  | -           | 27,500        | <b>55,000</b>    |
|   | 2026 | -                               | -                     | -                           | 10,000    | 17,500                           | -                  | -           | 27,500        |                  |
| Voluntary civil protection                            | 2025 | -                               | 8,000                 | 120,000                     | 9,000     | 75,000                           | -                  | 290,000     | 502,000       | <b>992,000</b>   |
|   | 2026 | -                               | 7,000                 | 120,000                     | 8,000     | 75,000                           | -                  | 280,000     | 490,000       |                  |
| Diaspora Berehynya Český Krumlov                      | 2025 | -                               | 4,500                 | -                           | 25,000    | 10,000                           | -                  | -           | 39,500        | <b>39,500</b>    |
|   | 2026 | -                               | -                     | -                           | -         | -                                | -                  | -           | -             |                  |
| Dobrovolnické centrum, z.s.                           | 2025 | -                               | -                     | -                           | 120,000   | -                                | -                  | -           | 120,000       | <b>120,000</b>   |
|   | 2026 | -                               | -                     | -                           | -         | -                                | -                  | -           | -             |                  |
| Dokova & Dokov for Future Foundation                  | 2025 | -                               | -                     | -                           | 145,000   | -                                | -                  | -           | 145,000       | <b>275,000</b>   |
|   | 2026 | -                               | -                     | -                           | 130,000   | -                                | -                  | -           | 130,000       |                  |
| Dorcas  | 2025 | -                               | 21,605                | -                           | 22,674    | 38,804                           | -                  | 21,613      | 104,696       | <b>209,392</b>   |
|   | 2026 | -                               | 21,605                | -                           | 22,674    | 38,804                           | -                  | 21,613      | 104,696       |                  |
| Association "Big and Small Dreams House"              | 2025 | -                               | 20,000                | -                           | 34,000    | 35,000                           | 12,000             | -           | 101,000       | <b>190,000</b>   |
|   | 2026 | -                               | 20,000                | -                           | 34,000    | 23,000                           | 12,000             | -           | 89,000        |                  |
| Asociatia Drumul Vietii                               | 2025 | -                               | -                     | -                           | -         | 368,910                          | -                  | -           | 368,910       | <b>737,820</b>   |
|   | 2026 | -                               | -                     | -                           | -         | 368,910                          | -                  | -           | 368,910       |                  |
| Dévai Fogadó (formerly Mandák Ház)                    | 2025 | -                               | -                     | -                           | 30,000    | 10,000                           | 5,000              | 20,000      | 65,000        | <b>130,000</b>   |
|   | 2026 | -                               | -                     | -                           | 30,000    | 10,000                           | 5,000              | 20,000      | 65,000        |                  |
| East European   | 2025 | 11,978                          | -                     | 183,900                     | -         | -                                | 159,199            | -           | 355,077       | <b>646,460</b>   |

| Partner  | Year | Protection (excluding CP & GBV) | Child Protection (CP) | Gender-Based Violence (GBV) | Education | Livelihoods & Economic Inclusion | Health & Nutrition | Basic Needs | Total in US\$ | TOTAL            |
|--|------|---------------------------------|-----------------------|-----------------------------|-----------|----------------------------------|--------------------|-------------|---------------|------------------|
| Institute for Reproductive Health (EEIRH)            | 2026 | 7,985                           | -                     | 151,960                     | -         | -                                | 131,438            | -           | 291,383       |                  |
| Estonia Human Rights Centre                          | 2025 | 22,219                          | -                     | -                           | 62,494    | -                                | -                  | -           | 84,713        | <b>84,713</b>    |
|  | 2026 | -                               | -                     | -                           | -         | -                                | -                  | -           | -             |                  |
| Eleon - pomocne dlonie dla Ukrainy                   | 2025 | -                               | -                     | -                           | -         | -                                | 42,000             | -           | 42,000        | <b>84,000</b>    |
|  | 2026 | -                               | -                     | -                           | -         | -                                | 42,000             | -           | 42,000        |                  |
| Fundacja Emic  | 2025 | 80,000                          | -                     | -                           | 200,000   | 500,000                          | 36,000             | -           | 816,000       | <b>1,632,000</b> |
|  | 2026 | 80,000                          | -                     | -                           | 200,000   | 500,000                          | 36,000             | -           | 816,000       |                  |
| Equita   | 2025 | -                               | -                     | 250,000                     | -         | -                                | -                  | -           | 250,000       | <b>500,000</b>   |
|  | 2026 | -                               | -                     | 250,000                     | -         | -                                | -                  | -           | 250,000       |                  |
| Asociația Obștească pentru Copii și Tineret "FĂCLIA" | 2025 | -                               | -                     | -                           | -         | 375,000                          | -                  | -           | 375,000       | <b>725,000</b>   |
|  | 2026 | -                               | -                     | -                           | -         | 350,000                          | -                  | -           | 350,000       |                  |
| Fundacja Inicjatyw Społeczno-Ekonomicznych           | 2025 | -                               | -                     | -                           | -         | 48,600                           | -                  | -           | 48,600        | <b>97,200</b>    |
|  | 2026 | -                               | -                     | -                           | -         | 48,600                           | -                  | -           | 48,600        |                  |
| FONSS  | 2025 | 595,000                         | -                     | -                           | -         | -                                | 162,500            | 1,220,000   | 1,977,500     | <b>2,998,250</b> |
|  | 2026 | 340,000                         | -                     | -                           | -         | -                                | 48,750             | 632,000     | 1,020,750     |                  |
| Fundația "Regina Pacis"                              | 2025 | -                               | -                     | -                           | -         | -                                | 175,522            | -           | 175,522       | <b>351,044</b>   |
|  | 2026 | -                               | -                     | -                           | -         | -                                | 175,522            | -           | 175,522       |                  |
| Female Support Force                                 | 2025 | 200,000                         | -                     | -                           | -         | 100,000                          | -                  | -           | 300,000       | <b>600,000</b>   |
|  | 2026 | 300,000                         | -                     | -                           | -         | -                                | -                  | -           | 300,000       |                  |
| Foundation Zapochvam Otnachalo                       | 2025 | -                               | -                     | -                           | -         | 720,000                          | -                  | -           | 720,000       | <b>1,320,000</b> |
|  | 2026 | -                               | -                     | -                           | -         | 600,000                          | -                  | -           | 600,000       |                  |
| Foundation for Access to Rights                      | 2025 | -                               | 48,866                | -                           | -         | -                                | -                  | -           | 48,866        | <b>97,732</b>    |
|  | 2026 | -                               | 48,866                | -                           | -         | -                                | -                  | -           | 48,866        |                  |
| Frida  | 2025 | 16,500                          | -                     | 11,000                      | 24,350    | 35,250                           | -                  | -           | 87,100        | <b>222,300</b>   |
|  | 2026 | 49,300                          | -                     | 26,300                      | 24,350    | 35,250                           | -                  | -           | 135,200       |                  |
| Fundacja "Ukraiński Dom"                             | 2025 | 300,000                         | -                     | -                           | 65,000    | 480,000                          | 300,000            | 88,000      | 1,233,000     | <b>2,466,000</b> |
|  | 2026 | 300,000                         | -                     | -                           | 65,000    | 480,000                          | 300,000            | 88,000      | 1,233,000     |                  |
| Fundacja Avalon                                      | 2025 | -                               | -                     | -                           | -         | -                                | 130,000            | -           | 130,000       | <b>240,000</b>   |
|  | 2026 | -                               | -                     | -                           | -         | -                                | 110,000            | -           | 110,000       |                  |
| Fundacja Centrum                                     | 2025 | 25,000                          | -                     | -                           | -         | 80,000                           | -                  | -           | 105,000       | <b>185,000</b>   |

| Partner  | Year | Protection (excluding CP & GBV) | Child Protection (CP) | Gender-Based Violence (GBV) | Education | Livelihoods & Economic Inclusion | Health & Nutrition | Basic Needs | Total in US\$ | TOTAL            |
|--|------|---------------------------------|-----------------------|-----------------------------|-----------|----------------------------------|--------------------|-------------|---------------|------------------|
| Współpracy Międzynarodowej Germanitas                          | 2026 | 20,000                          | -                     | -                           | -         | 60,000                           | -                  | -           | 80,000        |                  |
| Fundacja Dajemy Dzieciom Siłę (Empowering Children Foundation) | 2025 | -                               | 750,000               | -                           | -         | -                                | -                  | -           | 750,000       | <b>1,500,000</b> |
|  | 2026 | -                               | 750,000               | -                           | -         | -                                | -                  | -           | 750,000       |                  |
| Fundacja Feminoteka  | 2025 | -                               | -                     | 180,100                     | -         | 110,966                          | -                  | 146,558     | 437,624       | <b>796,735</b>   |
|  | 2026 | -                               | -                     | 101,587                     | -         | 110,966                          | -                  | 146,558     | 359,111       |                  |
| Fundacja Feniks  | 2025 | -                               | -                     | -                           | -         | -                                | 61,825             | -           | 61,825        | <b>123,650</b>   |
|  | 2026 | -                               | -                     | -                           | -         | -                                | 61,825             | -           | 61,825        |                  |
| Fundacja Freedom Space   | 2025 | -                               | -                     | -                           | 15,000    | -                                | 10,000             | 10,000      | 35,000        | <b>70,000</b>    |
|  | 2026 | -                               | -                     | -                           | 15,000    | -                                | 10,000             | 10,000      | 35,000        |                  |
| Fundacja Inicjatywa Dom Otwarty                                | 2025 | 42,239                          | -                     | -                           | 58,457    | 41,262                           | -                  | 20,707      | 162,665       | <b>349,729</b>   |
|  | 2026 | 48,574                          | -                     | -                           | 67,226    | 47,451                           | -                  | 23,813      | 187,064       |                  |
| Fundacja Innowacja i Wiedza                                    | 2025 | -                               | -                     | -                           | -         | 2,699,356                        | -                  | -           | 2,699,356     | <b>5,398,712</b> |
|  | 2026 | -                               | -                     | -                           | -         | 2,699,356                        | -                  | -           | 2,699,356     |                  |
| Fundacja Instytut Polska-Ukraina                               | 2025 | -                               | -                     | -                           | -         | 350,000                          | -                  | -           | 350,000       | <b>550,000</b>   |
|  | 2026 | -                               | -                     | -                           | -         | 200,000                          | -                  | -           | 200,000       |                  |
| Fundacja Instytut Praw Pacjenta i Edukacji Zdrowotnej          | 2025 | -                               | -                     | -                           | -         | -                                | 450,000            | -           | 450,000       | <b>900,000</b>   |
|  | 2026 | -                               | -                     | -                           | -         | -                                | 450,000            | -           | 450,000       |                  |
| Fundacja Lapigua   | 2025 | -                               | -                     | -                           | 5,000     | 10,000                           | -                  | 15,000      | 30,000        | <b>60,000</b>    |
|  | 2026 | -                               | -                     | -                           | 5,000     | 10,000                           | -                  | 15,000      | 30,000        |                  |
| Fundacja Leny Grochowskiej                                     | 2025 | -                               | -                     | -                           | -         | -                                | -                  | 1,000,000   | 1,000,000     | <b>2,000,000</b> |
|  | 2026 | -                               | -                     | -                           | -         | -                                | -                  | 1,000,000   | 1,000,000     |                  |
| Fundacja Ocalenie  | 2025 | -                               | -                     | -                           | -         | 268,575                          | -                  | -           | 268,575       | <b>550,579</b>   |
|  | 2026 | -                               | -                     | -                           | -         | 282,004                          | -                  | -           | 282,004       |                  |
| Fundacja POS   | 2025 | -                               | -                     | -                           | 13,466    | -                                | 8,550              | -           | 22,016        | <b>44,032</b>    |
|  | 2026 | -                               | -                     | -                           | 13,466    | -                                | 8,550              | -           | 22,016        |                  |
| Fundacja Polki Mogą Wszystko                                   | 2025 | -                               | -                     | -                           | 250,195   | -                                | 186,732            | -           | 436,927       | <b>873,122</b>   |
|  | 2026 | -                               | -                     | -                           | 250,195   | -                                | 186,000            | -           | 436,195       |                  |
| Fundacja Pomocy Wzajemnej Barka                                | 2025 | 50,000                          | -                     | -                           | -         | 200,000                          | -                  | 50,000      | 300,000       | <b>600,000</b>   |
|  | 2026 | 50,000                          | -                     | -                           | -         | 200,000                          | -                  | 50,000      | 300,000       |                  |
| Fundacja Przedsiębior  | 2025 | -                               | -                     | -                           | -         | 300,000                          | 60,000             | -           | 360,000       | <b>832,000</b>   |

| Partner   | Year | Protection (excluding CP & GBV) | Child Protection (CP) | Gender-Based Violence (GBV) | Education | Livelihoods & Economic Inclusion | Health & Nutrition | Basic Needs | Total in US\$ | TOTAL     |
|---|------|---------------------------------|-----------------------|-----------------------------|-----------|----------------------------------|--------------------|-------------|---------------|-----------|
| czości Kobiet   | 2026 | -                               | -                     | -                           | -         | 400,000                          | 72,000             | -           | 472,000       |           |
| Fundacja Q  | 2025 | -                               | -                     | -                           | 130,000   | -                                | 20,000             | -           | 150,000       | 150,000   |
|   | 2026 | -                               | -                     | -                           | -         | -                                | -                  | -           | -             |           |
| Fundacja Right to Protection                            | 2025 | 400,000                         | -                     | -                           | -         | 400,000                          | 350,000            | -           | 1,150,000     | 2,300,000 |
|   | 2026 | 400,000                         | -                     | -                           | -         | 400,000                          | 350,000            | -           | 1,150,000     |           |
| Fundacja Rozwoju Dzieci im. J. A. Komeńskiego           | 2025 | -                               | -                     | -                           | 100,000   | 100,000                          | -                  | -           | 200,000       | 450,000   |
|   | 2026 | -                               | -                     | -                           | 150,000   | 100,000                          | -                  | -           | 250,000       |           |
| Fundacja Ukraina  | 2025 | 300,000                         | -                     | -                           | 1,000,000 | 1,800,000                        | -                  | 30,000      | 3,130,000     | 5,560,000 |
|   | 2026 | 300,000                         | -                     | -                           | 600,000   | 1,500,000                        | -                  | 30,000      | 2,430,000     |           |
| Fundacja Zustricz                                       | 2025 | -                               | -                     | -                           | 120,000   | 60,000                           | 200,000            | -           | 380,000       | 680,000   |
|   | 2026 | -                               | -                     | -                           | 100,000   | 40,000                           | 160,000            | -           | 300,000       |           |
| Fundacja dla Migrantów DOBRY START                      | 2025 | 135,149                         | -                     | 114,889                     | -         | 87,461                           | -                  | -           | 337,500       | 675,000   |
|   | 2026 | 135,149                         | -                     | 114,889                     | -         | 87,461                           | -                  | -           | 337,500       |           |
| Fundacja dla Wolności                                   | 2025 | -                               | -                     | -                           | 30,000    | 100,000                          | 450,000            | -           | 580,000       | 1,210,000 |
|   | 2026 | -                               | -                     | -                           | 30,000    | 150,000                          | 450,000            | -           | 630,000       |           |
| Fundacja na Rzecz Psychoprofilaktyki Społecznej PRO-FIL | 2025 | -                               | -                     | -                           | -         | 144,487                          | 95,487             | -           | 239,974       | 479,948   |
|   | 2026 | -                               | -                     | -                           | -         | 144,487                          | 95,487             | -           | 239,974       |           |
| Fundacji Dwa Skrzydła UA                                | 2025 | 10,000                          | -                     | -                           | -         | 50,000                           | -                  | -           | 60,000        | 120,000   |
|   | 2026 | 10,000                          | -                     | -                           | -         | 50,000                           | -                  | -           | 60,000        |           |
| Fundację Rozwoju Społeczności Informatycznej            | 2025 | -                               | -                     | -                           | 200,000   | 100,000                          | -                  | -           | 300,000       | 600,000   |
|   | 2026 | -                               | -                     | -                           | 200,000   | 100,000                          | -                  | -           | 300,000       |           |
| Fundatia "Don Bosco"                                    | 2025 | -                               | 118,000               | -                           | 131,000   | -                                | -                  | -           | 249,000       | 498,000   |
|   | 2026 | -                               | 118,000               | -                           | 131,000   | -                                | -                  | -           | 249,000       |           |
| Fundatia Comunitara Sibiu                               | 2025 | 41,000                          | 10,000                | 10,000                      | 284,585   | 150,000                          | -                  | 10,000      | 505,585       | 926,918   |
|   | 2026 | 36,000                          | 7,000                 | 6,000                       | 212,333   | 150,000                          | -                  | 10,000      | 421,333       |           |
| Public Association Gender-Centru                        | 2025 | -                               | -                     | 25,000                      | -         | -                                | -                  | 22,225      | 47,225        | 88,570    |
|   | 2026 | -                               | -                     | 25,000                      | -         | -                                | -                  | 16,345      | 41,345        |           |
| Gribu palīdzēt bēgļiem / I Want to Help Refugees        | 2025 | -                               | -                     | -                           | -         | 50,000                           | -                  | -           | 50,000        | 100,000   |
|   | 2026 | -                               | -                     | -                           | -         | 50,000                           | -                  | -           | 50,000        |           |
| Humanitarian Aid Center                                 | 2025 | 95,000                          | -                     | -                           | -         | -                                | -                  | 25,000      | 120,000       | 240,000   |



| Partner   | Year | Protection (excluding CP & GBV) | Child Protection (CP) | Gender-Based Violence (GBV) | Education | Livelihoods & Economic Inclusion | Health & Nutrition | Basic Needs | Total in US\$ | TOTAL            |
|---|------|---------------------------------|-----------------------|-----------------------------|-----------|----------------------------------|--------------------|-------------|---------------|------------------|
| Klub Inteligencji Katolickiej w Warszawie                           | 2025 | 203,000                         | -                     | -                           | 2,560,000 | 115,000                          | -                  | 790,000     | 3,668,000     | <b>7,613,000</b> |
|   | 2026 | 225,000                         | -                     | -                           | 2,660,000 | 145,000                          | -                  | 915,000     | 3,945,000     |                  |
| Česko-ukrajinské centrum Krajanka / Czech-Ukrainian Center Krajanka | 2025 | 4,267                           | -                     | -                           | 40,000    | 67,555                           | -                  | -           | 111,822       | <b>111,822</b>   |
|   | 2026 | -                               | -                     | -                           | -         | -                                | -                  | -           | -             |                  |
| Kroky Dobra   | 2025 | -                               | -                     | -                           | 80,000    | -                                | -                  | -           | 80,000        | <b>80,000</b>    |
|   | 2026 | -                               | -                     | -                           | -         | -                                | -                  | -           | -             |                  |
| LITERA Egyesület  | 2025 | 10,000                          | 15,000                | -                           | 25,000    | 20,000                           | -                  | 15,000      | 85,000        | <b>170,000</b>   |
|   | 2026 | 10,000                          | 15,000                | -                           | 25,000    | 20,000                           | -                  | 15,000      | 85,000        |                  |
| Laolaltá  | 2025 | -                               | 38,866                | -                           | -         | -                                | -                  | -           | 38,866        | <b>70,866</b>    |
|   | 2026 | -                               | 32,000                | -                           | -         | -                                | -                  | -           | 32,000        |                  |
| League for Mental Health in Slovakia                                | 2025 | 1,500,000                       | -                     | 490,000                     | -         | -                                | 265,000            | -           | 2,255,000     | <b>4,225,000</b> |
|   | 2026 | 1,300,000                       | -                     | 470,000                     | -         | -                                | 200,000            | -           | 1,970,000     |                  |
| Stowarzyszenie Projektów Międzynarodowych "Logos Polska"            | 2025 | -                               | -                     | 9,200                       | -         | 18,400                           | 44,620             | -           | 72,220        | <b>128,340</b>   |
|   | 2026 | -                               | -                     | 9,200                       | -         | 28,520                           | 18,400             | -           | 56,120        |                  |
| AO MIRKIRAS   | 2025 | -                               | -                     | -                           | -         | 40,000                           | -                  | -           | 40,000        | <b>92,000</b>    |
|   | 2026 | -                               | -                     | -                           | -         | 52,000                           | -                  | -           | 52,000        |                  |
| Mareena   | 2025 | 480,680                         | -                     | -                           | -         | 377,005                          | -                  | -           | 857,685       | <b>1,715,370</b> |
|   | 2026 | 480,680                         | -                     | -                           | -         | 377,005                          | -                  | -           | 857,685       |                  |
| Menedék Hungarian Association for Migrants                          | 2025 | 209,225                         | 101,211               | -                           | 97,030    | 209,225                          | 2,817              | -           | 619,508       | <b>1,239,016</b> |
|   | 2026 | 209,225                         | 101,211               | -                           | 97,030    | 209,225                          | 2,817              | -           | 619,508       |                  |
| Menekültek Online Segítő Társasága (Refugee Help Digital Network)   | 2025 | 30,000                          | -                     | -                           | -         | 15,000                           | 15,000             | -           | 60,000        | <b>95,000</b>    |
|   | 2026 | 10,000                          | -                     | -                           | -         | 15,000                           | 10,000             | -           | 35,000        |                  |
| Metropolitan Agency for Durable Development Brasov                  | 2025 | 75,000                          | -                     | -                           | 20,160    | 146,000                          | 74,000             | -           | 315,160       | <b>630,320</b>   |
|   | 2026 | 75,000                          | -                     | -                           | 20,160    | 146,000                          | 74,000             | -           | 315,160       |                  |
| Metropolitan Orthodox Christian Charity ELEOS                       | 2025 | -                               | -                     | -                           | 300,000   | 150,000                          | -                  | 250,000     | 700,000       | <b>1,600,000</b> |
|   | 2026 | -                               | -                     | -                           | 350,000   | 250,000                          | -                  | 300,000     | 900,000       |                  |
| Migrant Integration Centre Brasov                                   | 2025 | 100,000                         | -                     | -                           | -         | 100,000                          | 60,000             | -           | 260,000       | <b>520,000</b>   |
|   | 2026 | 100,000                         | -                     | -                           | -         | 100,000                          | 60,000             | -           | 260,000       |                  |
| Migration Aid   | 2025 | 17,000                          | 15,000                | -                           | -         | 160,000                          | -                  | -           | 192,000       | <b>384,000</b>   |





| Partner  | Year | Protection (excluding CP & GBV) | Child Protection (CP) | Gender-Based Violence (GBV) | Education | Livelihoods & Economic Inclusion | Health & Nutrition | Basic Needs | Total in US\$ | TOTAL             |
|--|------|---------------------------------|-----------------------|-----------------------------|-----------|----------------------------------|--------------------|-------------|---------------|-------------------|
| AO Padurea noastra   | 2025 | 30,000                          | -                     | -                           | -         | -                                | -                  | -           | 30,000        | <b>60,000</b>     |
|  | 2026 | 30,000                          | -                     | -                           | -         | -                                | -                  | -           | 30,000        |                   |
| Parasolka  | 2025 | -                               | 30,000                | -                           | 70,000    | -                                | -                  | -           | 100,000       | <b>280,000</b>    |
|  | 2026 | -                               | 60,000                | -                           | 120,000   | -                                | -                  | -           | 180,000       |                   |
| Asociatia Parentis   | 2025 | -                               | -                     | -                           | -         | -                                | 300,000            | -           | 300,000       | <b>300,000</b>    |
|  | 2026 | -                               | -                     | -                           | -         | -                                | -                  | -           | -             |                   |
| Patchwork  | 2025 | 25,000                          | 20,000                | 15,000                      | 40,000    | 30,000                           | 45,000             | -           | 175,000       | <b>350,000</b>    |
|  | 2026 | 25,000                          | 20,000                | 15,000                      | 40,000    | 30,000                           | 45,000             | -           | 175,000       |                   |
| People in Need - Slovakia                                    | 2025 | 443,725                         | 329,721               | 135,296                     | 319,646   | 310,821                          | -                  | -           | 1,539,209     | <b>3,078,418</b>  |
|  | 2026 | 443,725                         | 329,721               | 135,296                     | 319,646   | 310,821                          | -                  | -           | 1,539,209     |                   |
| Biedriba "Ukrainu-latviešu perļites" (Perlyna)               | 2025 | -                               | 45,000                | -                           | 500,000   | -                                | -                  | -           | 545,000       | <b>1,090,000</b>  |
|  | 2026 | -                               | 45,000                | -                           | 500,000   | -                                | -                  | -           | 545,000       |                   |
| Platform of Families of children with disabilities           | 2025 | -                               | 254,130               | -                           | -         | 274,130                          | -                  | -           | 528,260       | <b>1,138,172</b>  |
|  | 2026 | -                               | 304,956               | -                           | -         | 304,956                          | -                  | -           | 609,912       |                   |
| Centrul pentru Politici, Inițiative și Cercetări "Platforma" | 2025 | 91,000                          | 55,000                | -                           | 45,000    | 135,000                          | -                  | -           | 326,000       | <b>632,000</b>    |
|  | 2026 | 71,000                          | 45,000                | -                           | 80,000    | 110,000                          | -                  | -           | 306,000       |                   |
| Platforma pentru Egalitate de Gen                            | 2025 | 20,000                          | -                     | 130,000                     | -         | 50,000                           | -                  | -           | 200,000       | <b>400,000</b>    |
|  | 2026 | 20,000                          | -                     | 130,000                     | -         | 50,000                           | -                  | -           | 200,000       |                   |
| Polish Center for International Aid                          | 2025 | -                               | -                     | -                           | 2,500,000 | 1,300,000                        | -                  | 3,700,000   | 7,500,000     | <b>13,800,000</b> |
|  | 2026 | -                               | -                     | -                           | 2,500,000 | 600,000                          | -                  | 3,200,000   | 6,300,000     |                   |
| Polish Humanitarian Action                                   | 2025 | -                               | -                     | -                           | -         | 65,000                           | 757,107            | 439,078     | 1,261,185     | <b>1,261,185</b>  |
|  | 2026 | -                               | -                     | -                           | -         | -                                | -                  | -           | -             |                   |
| Polish Migration Forum Foundation                            | 2025 | 318,633                         | 20,609                | -                           | 468,463   | 221,146                          | 816,278            | 228,016     | 2,073,148     | <b>4,146,296</b>  |
|  | 2026 | 318,633                         | 20,609                | -                           | 468,463   | 221,146                          | 816,278            | 228,016     | 2,073,148     |                   |
| Prague Pride   | 2025 | 15,000                          | -                     | -                           | -         | -                                | -                  | -           | 15,000        | <b>15,000</b>     |
|  | 2026 | -                               | -                     | -                           | -         | -                                | -                  | -           | -             |                   |
| ProUA z.s.   | 2025 | -                               | -                     | -                           | 6,000     | 10,000                           | -                  | -           | 16,000        | <b>16,000</b>     |
|  | 2026 | -                               | -                     | -                           | -         | -                                | -                  | -           | -             |                   |
| Asociatia Proiect Voiajor (Project Voyager)                  | 2025 | -                               | -                     | -                           | -         | 800,000                          | -                  | -           | 800,000       | <b>1,400,000</b>  |
|  | 2026 | -                               | -                     | -                           | -         | 600,000                          | -                  | -           | 600,000       |                   |
| RCTV Memoria   | 2025 | -                               | -                     | 30,000                      | -         | -                                | 140,000            | -           | 170,000       | <b>260,000</b>    |

| Partner  | Year | Protection (excluding CP & GBV) | Child Protection (CP) | Gender-Based Violence (GBV) | Education | Livelihoods & Economic Inclusion | Health & Nutrition | Basic Needs | Total in US\$ | TOTAL     |
|--|------|---------------------------------|-----------------------|-----------------------------|-----------|----------------------------------|--------------------|-------------|---------------|-----------|
|  | 2026 | -                               | -                     | 30,000                      | -         | -                                | 60,000             | -           | 90,000        |           |
| Platforma Femeilor Rome "ROMNI"  | 2025 | -                               | -                     | 80,000                      | -         | -                                | -                  | -           | 80,000        | 160,000   |
|  | 2026 | -                               | -                     | 80,000                      | -         | -                                | -                  | -           | 80,000        |           |
| Ravda Assistance Community   | 2025 | 9,700                           | 7,000                 | 3,300                       | 7,200     | -                                | 8,300              | -           | 35,500        | 74,200    |
|  | 2026 | 10,500                          | 7,400                 | 3,000                       | 8,000     | -                                | 9,800              | -           | 38,700        |           |
| Refugee Council of Lithuania   | 2025 | -                               | -                     | -                           | -         | 100,000                          | -                  | -           | 100,000       | 100,000   |
|  | 2026 | -                               | -                     | -                           | -         | -                                | -                  | -           | -             |           |
| Regionální ukrajinský spolek ve Východních Čechách / Regional Ukrainian Association in Eastern Bohemia | 2025 | -                               | -                     | -                           | 145,827   | 20,000                           | -                  | -           | 165,827       | 165,827   |
|  | 2026 | -                               | -                     | -                           | -         | -                                | -                  | -           | -             |           |
| The Roma Lawyers Association in Romania  | 2025 | 80,000                          | -                     | -                           | 140,000   | -                                | 50,000             | 295,000     | 565,000       | 1,030,080 |
|  | 2026 | 80                              | -                     | -                           | 140,000   | -                                | 50,000             | 275,000     | 465,080       |           |
| Romodrom   | 2025 | -                               | -                     | -                           | -         | 323,652                          | -                  | -           | 323,652       | 323,652   |
|  | 2026 | -                               | -                     | -                           | -         | -                                | -                  | -           | -             |           |
| Rozmluva z. s.   | 2025 | 73,680                          | -                     | 13,000                      | 73,680    | -                                | 73,680             | -           | 234,040       | 234,040   |
|  | 2026 | -                               | -                     | -                           | -         | -                                | -                  | -           | -             |           |
| Societatea pentru Educatie Contraceptiv a si Sexuala   | 2025 | -                               | -                     | -                           | 20,326    | -                                | 47,744             | -           | 68,071        | 136,142   |
|  | 2026 | -                               | -                     | -                           | 20,326    | -                                | 47,744             | -           | 68,071        |           |
| SERA Romania   | 2025 | -                               | -                     | -                           | 150,000   | -                                | 220,000            | 630,000     | 1,000,000     | 2,000,000 |
|  | 2026 | -                               | -                     | -                           | 150,000   | -                                | 220,000            | 630,000     | 1,000,000     |           |
| Sdružení pro integraci a migraci / Association for Integration and Migration                           | 2025 | 180,000                         | -                     | 44,000                      | 70,000    | 180,000                          | 44,000             | -           | 518,000       | 518,000   |
|  | 2026 | -                               | -                     | -                           | -         | -                                | -                  | -           | -             |           |
| Society for All  | 2025 | 100,600                         | -                     | -                           | 201,100   | -                                | -                  | -           | 301,700       | 301,700   |
|  | 2026 | -                               | -                     | -                           | -         | -                                | -                  | -           | -             |           |
| SOK (Samodzielni ošć od Kuchni) Foundation   | 2025 | 250,000                         | -                     | -                           | 250,000   | -                                | -                  | -           | 500,000       | 1,000,000 |
|  | 2026 | 250,000                         | -                     | -                           | 250,000   | -                                | -                  | -           | 500,000       |           |
| Shelter Safe House   | 2025 | -                               | -                     | -                           | -         | 60,000                           | -                  | -           | 60,000        | 120,000   |
|  | 2026 | -                               | -                     | -                           | -         | 60,000                           | -                  | -           | 60,000        |           |
|  | 2025 | -                               | -                     | -                           | -         | 255,000                          | -                  | -           | 255,000       | 510,000   |

| Partner  | Year | Protection (excluding CP & GBV) | Child Protection (CP) | Gender-Based Violence (GBV) | Education | Livelihoods & Economic Inclusion | Health & Nutrition | Basic Needs | Total in US\$ | TOTAL            |
|--|------|---------------------------------|-----------------------|-----------------------------|-----------|----------------------------------|--------------------|-------------|---------------|------------------|
| Shanti Volunteer Association   | 2026 | -                               | -                     | -                           | -         | 255,000                          | -                  | -           | 255,000       |                  |
| Salvati Copiii   | 2025 | 200,000                         | 1,500,000             | -                           | 420,000   | -                                | -                  | 210,000     | 2,330,000     | <b>3,400,000</b> |
|  | 2026 | 100,000                         | 700,000               | -                           | 200,000   | -                                | -                  | 70,000      | 1,070,000     |                  |
| Sensiblu Foundation  | 2025 | -                               | -                     | 980,000                     | -         | -                                | -                  | 154,000     | 1,134,000     | <b>2,145,000</b> |
|  | 2026 | -                               | -                     | 890,000                     | -         | -                                | -                  | 121,000     | 1,011,000     |                  |
| Migrant Women Hungary Association (She4She)                              | 2025 | -                               | -                     | -                           | 25,000    | -                                | -                  | -           | 25,000        | <b>25,000</b>    |
|  | 2026 | -                               | -                     | -                           | -         | -                                | -                  | -           | -             |                  |
| Fundacja Siła Jedności   | 2025 | 100,000                         | -                     | -                           | -         | -                                | -                  | -           | 100,000       | <b>185,000</b>   |
|  | 2026 | 85,000                          | -                     | -                           | -         | -                                | -                  | -           | 85,000        |                  |
| Slovak Humanitarian Council  | 2025 | 486,096                         | 285,003               | 285,003                     | -         | 352,605                          | -                  | 389,502     | 1,798,210     | <b>3,596,420</b> |
|  | 2026 | 486,096                         | 285,003               | 285,003                     | -         | 352,605                          | -                  | 389,502     | 1,798,210     |                  |
| Slovo 21   | 2025 | -                               | -                     | -                           | -         | 174,860                          | -                  | -           | 174,860       | <b>174,860</b>   |
|  | 2026 | -                               | -                     | -                           | -         | -                                | -                  | -           | -             |                  |
| Speranta 87  | 2025 | -                               | -                     | -                           | 963,804   | -                                | -                  | -           | 963,804       | <b>2,079,283</b> |
|  | 2026 | -                               | -                     | -                           | 1,115,479 | -                                | -                  | -           | 1,115,479     |                  |
| Spirits of Hope  | 2025 | -                               | -                     | -                           | -         | -                                | 100,000            | -           | 100,000       | <b>200,000</b>   |
|  | 2026 | -                               | -                     | -                           | -         | -                                | 100,000            | -           | 100,000       |                  |
| Spolek Ukrajinců ve Znojmě / Association of Ukrainians in Znojmo         | 2025 | -                               | -                     | -                           | 15,000    | 10,000                           | -                  | -           | 25,000        | <b>25,000</b>    |
|  | 2026 | -                               | -                     | -                           | -         | -                                | -                  | -           | -             |                  |
| Spoleczny Komitet ds. AIDS (SKA)/Social AIDS Committee                   | 2025 | -                               | -                     | 40,000                      | -         | -                                | 350,000            | -           | 390,000       | <b>800,000</b>   |
|  | 2026 | -                               | -                     | 40,000                      | -         | -                                | 370,000            | -           | 410,000       |                  |
| Stowarzyszenie Interwencji Prawnej                                       | 2025 | 200,000                         | 200,000               | -                           | -         | -                                | -                  | -           | 400,000       | <b>800,000</b>   |
|  | 2026 | 200,000                         | 200,000               | -                           | -         | -                                | -                  | -           | 400,000       |                  |
| Stowarzyszenie MUDITA  | 2025 | -                               | -                     | -                           | -         | -                                | 40,000             | -           | 40,000        | <b>80,000</b>    |
|  | 2026 | -                               | -                     | -                           | -         | -                                | 40,000             | -           | 40,000        |                  |
| NOMADA Stowarzyszenie na Rzecz Integracji Społeczeństwa Wielokulturowego | 2025 | 690,000                         | -                     | 240,000                     | 150,000   | -                                | 62,000             | 78,500      | 1,220,500     | <b>2,444,000</b> |
|  | 2026 | 690,000                         | -                     | 240,000                     | 150,000   | -                                | 65,000             | 78,500      | 1,223,500     |                  |
| Stowarzyszenie na Rzecz  | 2025 | -                               | -                     | -                           | -         | -                                | 110,000            | 3,500       | 113,500       | <b>242,200</b>   |

| Partner  | Year | Protection (excluding CP & GBV) | Child Protection (CP) | Gender-Based Violence (GBV) | Education | Livelihoods & Economic Inclusion | Health & Nutrition | Basic Needs | Total in US\$ | TOTAL     |
|--|------|---------------------------------|-----------------------|-----------------------------|-----------|----------------------------------|--------------------|-------------|---------------|-----------|
| Osób Wykluczonych i Zagrożonych Wykluczeniem Społecznym Podwale Siedem | 2026 | -                               | -                     | -                           | -         | -                                | 125,000            | 3,700       | 128,700       |           |
| Svitlyachok  | 2025 | -                               | -                     | -                           | 46,000    | -                                | -                  | -           | 46,000        | 88,000    |
|  | 2026 | -                               | -                     | -                           | 42,000    | -                                | -                  | -           | 42,000        |           |
| Terre des Hommes Foundation - Moldova                                  | 2025 | -                               | 505,000               | -                           | 190,000   | -                                | -                  | 600,000     | 1,295,000     | 2,480,000 |
|  | 2026 | -                               | 395,000               | -                           | 190,000   | -                                | -                  | 600,000     | 1,185,000     |           |
| TENENET (NGO)  | 2025 | 100,000                         | 10,000                | 10,000                      | 50,000    | 100,000                          | 200,000            | -           | 470,000       | 940,000   |
|  | 2026 | 100,000                         | 10,000                | 10,000                      | 50,000    | 100,000                          | 200,000            | -           | 470,000       |           |
| TUTU - Podkarpackie Stowarzyszenie dla Aktywnych Rodzin                | 2025 | 45,000                          | 78,000                | -                           | 125,000   | -                                | 218,000            | -           | 466,000       | 904,000   |
|  | 2026 | 48,000                          | 74,000                | -                           | 128,000   | -                                | 188,000            | -           | 438,000       |           |
| Magyaroszági Terre des hommes Alapítvány 'Lausanne'                    | 2025 | 63,074                          | 92,692                | -                           | 302,032   | 65,231                           | 126,261            | -           | 649,290       | 1,717,082 |
|  | 2026 | 100,083                         | 161,909               | -                           | 498,085   | 105,356                          | 202,359            | -           | 1,067,792     |           |
| The Human Rights League  | 2025 | 656,000                         | -                     | -                           | -         | -                                | -                  | -           | 656,000       | 1,312,000 |
|  | 2026 | 656,000                         | -                     | -                           | -         | -                                | -                  | -           | 656,000       |           |
| Fundatia Tineri pentru Tineri  | 2025 | 40,000                          | -                     | 50,000                      | 250,000   | -                                | -                  | -           | 340,000       | 655,000   |
|  | 2026 | 15,000                          | -                     | 50,000                      | 250,000   | -                                | -                  | -           | 315,000       |           |
| Towards Dialogue Foundation  | 2025 | 350,000                         | 150,000               | 20,000                      | 360,000   | 100,000                          | 50,000             | -           | 1,030,000     | 1,810,000 |
|  | 2026 | 300,000                         | 70,000                | 20,000                      | 300,000   | 40,000                           | 50,000             | -           | 780,000       |           |
| Spolek Ukrajinců a jejich přátel na Mariánskolázeňsku, z.s             | 2025 | -                               | -                     | -                           | 7,000     | 5,000                            | -                  | -           | 12,000        | 12,000    |
|  | 2026 | -                               | -                     | -                           | -         | -                                | -                  | -           | -             |           |
| UNITY  | 2025 | -                               | 5,000                 | -                           | 80,000    | 15,000                           | -                  | -           | 100,000       | 200,000   |
|  | 2026 | -                               | 5,000                 | -                           | 80,000    | 15,000                           | -                  | -           | 100,000       |           |
| Ukrainian Refugee Education Centre Foundatio                           | 2025 | 5,000                           | 20,000                | -                           | 50,000    | -                                | 20,000             | 30,000      | 125,000       | 250,000   |
|  | 2026 | 5,000                           | 20,000                | -                           | 50,000    | -                                | 20,000             | 30,000      | 125,000       |           |
| SA Ukraina sőjapőgenike psőhhosotsi aalse kriisiabi fond               | 2025 | -                               | -                     | -                           | 80,000    | -                                | -                  | -           | 80,000        | 160,000   |
|  | 2026 | -                               | -                     | -                           | 80,000    | -                                | -                  | -           | 80,000        |           |
| Ukrainian Women Unity  | 2025 | -                               | -                     | -                           | 75,000    | -                                | -                  | -           | 75,000        | 150,000   |
|  | 2026 | -                               | -                     | -                           | 75,000    | -                                | -                  | -           | 75,000        |           |



| Partner  | Year | Protection (excluding CP & GBV) | Child Protection (CP) | Gender-Based Violence (GBV) | Education | Livelihoods & Economic Inclusion | Health & Nutrition | Basic Needs | Total in US\$ | TOTAL            |
|--|------|---------------------------------|-----------------------|-----------------------------|-----------|----------------------------------|--------------------|-------------|---------------|------------------|
| <b>International NGOs</b>                        |      |                                 |                       |                             |           |                                  |                    |             |               |                  |
| Agency for Technical Cooperation and Development | 2025 | -                               | -                     | -                           | -         | 260,000                          | -                  | 750,000     | 1,010,000     | <b>1,010,000</b> |
|  | 2026 | -                               | -                     | -                           | -         | -                                | -                  | -           | -             |                  |
| Armia Zbawienia/The Salvation Army               | 2025 | -                               | -                     | -                           | -         | -                                | -                  | 40,000      | 40,000        | <b>80,000</b>    |
|  | 2026 | -                               | -                     | -                           | -         | -                                | -                  | 40,000      | 40,000        |                  |
| Association for Aid and Relief Japan             | 2025 | -                               | -                     | -                           | -         | -                                | 40,000             | -           | 40,000        | <b>80,000</b>    |
|  | 2026 | -                               | -                     | -                           | -         | -                                | 40,000             | -           | 40,000        |                  |
| CARE   | 2025 | 173,365                         | -                     | 35,000                      | 5,000,000 | 270,000                          | 368,000            | -           | 5,846,365     | <b>5,846,365</b> |
|  | 2026 | -                               | -                     | -                           | -         | -                                | -                  | -           | -             |                  |
| Catholic Relief Services                         | 2025 | -                               | 222,000               | -                           | 566,000   | 300,000                          | -                  | 1,497,000   | 2,585,000     | <b>3,903,000</b> |
|  | 2026 | -                               | 105,500               | -                           | 310,000   | 154,000                          | -                  | 748,500     | 1,318,000     |                  |
| Doctors with Africa CUAMM                        | 2025 | -                               | -                     | -                           | -         | -                                | 251,500            | 85,000      | 336,500       | <b>673,000</b>   |
|  | 2026 | -                               | -                     | -                           | -         | -                                | 251,500            | 85,000      | 336,500       |                  |
| Church World Service                             | 2025 | 240,200                         | 156,000               | -                           | -         | 66,000                           | 301,000            | 325,000     | 1,088,200     | <b>1,088,200</b> |
|  | 2026 | -                               | -                     | -                           | -         | -                                | -                  | -           | -             |                  |
| Commit Global                                    | 2025 | -                               | -                     | -                           | -         | 10,000                           | -                  | -           | 10,000        | <b>20,000</b>    |
|  | 2026 | -                               | -                     | -                           | -         | 10,000                           | -                  | -           | 10,000        |                  |
| e-Governance Academy                             | 2025 | 47,225                          | -                     | -                           | -         | -                                | -                  | -           | 47,225        | <b>47,225</b>    |
|  | 2026 | -                               | -                     | -                           | -         | -                                | -                  | -           | -             |                  |
| Estonian Refugee Council                         | 2025 | 1,068,496                       | -                     | -                           | -         | 460,000                          | -                  | -           | 1,528,496     | <b>2,751,293</b> |
|  | 2026 | 854,797                         | -                     | -                           | -         | 368,000                          | -                  | -           | 1,222,797     |                  |
| European Lawyers in Lesvos (ELIL)                | 2025 | 250,000                         | 50,000                | -                           | -         | 50,000                           | -                  | -           | 350,000       | <b>700,000</b>   |
|  | 2026 | 250,000                         | 50,000                | -                           | -         | 50,000                           | -                  | -           | 350,000       |                  |
| Fundacja Alight                                  | 2025 | -                               | -                     | -                           | -         | -                                | 30,000             | 290,000     | 320,000       | <b>370,000</b>   |
|  | 2026 | -                               | -                     | -                           | -         | -                                | 50,000             | -           | 50,000        |                  |
| HEKS/EPER  | 2025 | 594,988                         | 106,250               | 167,613                     | -         | 360,037                          | -                  | 273,898     | 1,502,786     | <b>3,005,572</b> |
|  | 2026 | 594,988                         | 106,250               | 167,613                     | -         | 360,037                          | -                  | 273,898     | 1,502,786     |                  |
| HIAS   | 2025 | 220,000                         | -                     | 10,000                      | -         | 450,000                          | -                  | 30,000      | 710,000       | <b>1,295,000</b> |
|  | 2026 | 170,000                         | -                     | 10,000                      | -         | 375,000                          | -                  | 30,000      | 585,000       |                  |
|  | 2025 | -                               | -                     | -                           | -         | -                                | -                  | 300,000     | 300,000       | <b>650,000</b>   |

| Partner                                    | Year | Protection (excluding CP & GBV) | Child Protection (CP) | Gender-Based Violence (GBV) | Education | Livelihoods & Economic Inclusion | Health & Nutrition | Basic Needs | Total in US\$ | TOTAL             |
|--|------|---------------------------------|-----------------------|-----------------------------|-----------|----------------------------------|--------------------|-------------|---------------|-------------------|
| Habitat for Humanity Romania               | 2026 | -                               | -                     | -                           | -         | -                                | -                  | 350,000     | 350,000       |                   |
| Helvetas                                   | 2025 | -                               | -                     | -                           | -         | 1,165,000                        | -                  | -           | 1,165,000     | <b>1,165,000</b>  |
|  | 2026 | -                               | -                     | -                           | -         | -                                | -                  | -           | -             |                   |
| Hungarian Baptist Aid                      | 2025 | -                               | -                     | -                           | 10,000    | 300,000                          | -                  | 200,000     | 510,000       | <b>1,020,000</b>  |
|  | 2026 | -                               | -                     | -                           | 10,000    | 300,000                          | -                  | 200,000     | 510,000       |                   |
| Hungarian Interchurch Aid                  | 2025 | 90,000                          | 286,000               | 35,000                      | -         | 100,000                          | -                  | 60,000      | 571,000       | <b>721,000</b>    |
|  | 2026 | 60,000                          | -                     | -                           | -         | 60,000                           | -                  | 30,000      | 150,000       |                   |
| IMPACT Initiatives                         | 2025 | 320,000                         | -                     | -                           | -         | -                                | 200,000            | -           | 520,000       | <b>520,000</b>    |
|  | 2026 | -                               | -                     | -                           | -         | -                                | -                  | -           | -             |                   |
| INTERSOS                                   | 2025 | -                               | 860,000               | -                           | -         | -                                | 2,875,000          | -           | 3,735,000     | <b>8,152,000</b>  |
|  | 2026 | -                               | 945,000               | -                           | -         | -                                | 3,472,000          | -           | 4,417,000     |                   |
| International Rescue Committee             | 2025 | 858,890                         | 317,030               | 389,804                     | 385,154   | 2,278,159                        | -                  | 656,566     | 4,885,603     | <b>4,885,603</b>  |
|  | 2026 | -                               | -                     | -                           | -         | -                                | -                  | -           | -             |                   |
| International Orthodox Christian Charities | 2025 | -                               | -                     | -                           | 985,200   | 543,400                          | -                  | 58,500      | 1,587,100     | <b>3,489,600</b>  |
|  | 2026 | -                               | -                     | -                           | 1,045,000 | 792,500                          | -                  | 65,000      | 1,902,500     |                   |
| Kids in Need of Defense                    | 2025 | -                               | 1,079,559             | -                           | -         | -                                | -                  | -           | 1,079,559     | <b>2,213,096</b>  |
|  | 2026 | -                               | 1,133,537             | -                           | -         | -                                | -                  | -           | 1,133,537     |                   |
| Lutheran World Federation                  | 2025 | 331,500                         | -                     | -                           | 53,000    | -                                | -                  | -           | 384,500       | <b>673,100</b>    |
|  | 2026 | 248,600                         | -                     | -                           | 40,000    | -                                | -                  | -           | 288,600       |                   |
| Lumos Foundation Moldova                   | 2025 | 25,200                          | 67,800                | -                           | 79,170    | 12,660                           | 17,100             | 63,400      | 265,330       | <b>265,330</b>    |
|  | 2026 | -                               | -                     | -                           | -         | -                                | -                  | -           | -             |                   |
| Norwegian Refugee Council                  | 2025 | 1,170,414                       | 35,000                | -                           | 1,050,278 | 3,078,135                        | -                  | 3,141,431   | 8,475,258     | <b>14,561,204</b> |
|  | 2026 | 806,076                         | 22,000                | -                           | 452,960   | 2,031,013                        | -                  | 2,773,896   | 6,085,946     |                   |
| People in Need                             | 2025 | 410,000                         | 45,000                | -                           | 2,375,000 | 1,642,500                        | 250,000            | 720,000     | 5,442,500     | <b>10,885,000</b> |
|  | 2026 | 410,000                         | 45,000                | -                           | 2,375,000 | 1,642,500                        | 250,000            | 720,000     | 5,442,500     |                   |
| Plan International                         | 2025 | 500,000                         | 2,265,000             | 1,520,000                   | 2,274,500 | 435,000                          | 1,205,000          | -           | 8,199,500     | <b>13,272,250</b> |
|  | 2026 | 475,000                         | 1,170,000             | 860,000                     | 1,260,250 | 390,000                          | 917,500            | -           | 5,072,750     |                   |
| Project HOPE                               | 2025 | -                               | 70,000                | -                           | -         | -                                | 900,000            | -           | 970,000       | <b>1,280,000</b>  |
|  | 2026 | -                               | 30,000                | -                           | -         | -                                | 280,000            | -           | 310,000       |                   |
| Project HOPE Poland                        | 2025 | -                               | -                     | -                           | 225,000   | 375,000                          | 900,000            | -           | 1,500,000     | <b>3,000,000</b>  |
|  | 2026 | -                               | -                     | -                           | 225,000   | 375,000                          | 900,000            | -           | 1,500,000     |                   |



| Partner                                 | Year | Protection (excluding CP & GBV) | Child Protection (CP) | Gender-Based Violence (GBV) | Education         | Livelihoods & Economic Inclusion | Health & Nutrition | Basic Needs        | Total in US\$      | TOTAL                |
|---|------|---------------------------------|-----------------------|-----------------------------|-------------------|----------------------------------|--------------------|--------------------|--------------------|----------------------|
| Fundatia Roma Education Fund Romania    | 2025 | -                               | -                     | -                           | 290,000           | 150,000                          | -                  | -                  | 440,000            | <b>880,000</b>       |
|   | 2026 | -                               | -                     | -                           | 290,000           | 150,000                          | -                  | -                  | 440,000            |                      |
| Save the Children                       | 2025 | 116,477                         | 2,097,529             | -                           | 1,641,091         | 720,000                          | -                  | 531,994            | 5,107,091          | <b>10,831,287</b>    |
|   | 2026 | 116,477                         | 1,540,237             | -                           | 2,775,488         | 760,000                          | -                  | 531,994            | 5,724,196          |                      |
| Terre des Hommes Foundation             | 2025 | 520,000                         | 1,000,000             | -                           | 700,000           | -                                | -                  | -                  | 2,220,000          | <b>3,840,000</b>     |
|   | 2026 | 320,000                         | 800,000               | -                           | 500,000           | -                                | -                  | -                  | 1,620,000          |                      |
| World Vision International              | 2025 | -                               | -                     | -                           | -                 | 124,000                          | -                  | 95,000             | 219,000            | <b>219,000</b>       |
|   | 2026 | -                               | -                     | -                           | -                 | -                                | -                  | -                  | -                  |                      |
| WeWorld                                 | 2025 | -                               | 242,882               | 26,564                      | -                 | 298,527                          | -                  | 13,282             | 581,255            | <b>1,042,014</b>     |
|   | 2026 | -                               | 179,404               | 28,532                      | -                 | 238,557                          | -                  | 14,266             | 460,759            |                      |
| <b>Academia</b>                         |      |                                 |                       |                             |                   |                                  |                    |                    |                    |                      |
| Maria Grzegorzewska University          | 2025 | -                               | 20,000                | -                           | -                 | -                                | 250,000            | -                  | 270,000            | <b>540,000</b>       |
|   | 2026 | -                               | 20,000                | -                           | -                 | -                                | 250,000            | -                  | 270,000            |                      |
| Piarista Gimnázium / Piarista Gymnasium | 2025 | -                               | -                     | -                           | 115,000           | 71,250                           | -                  | -                  | 186,250            | <b>372,500</b>       |
|   | 2026 | -                               | -                     | -                           | 115,000           | 71,250                           | -                  | -                  | 186,250            |                      |
| <b>Total</b>                            | 2025 | <b>123,289,257</b>              | <b>61,361,405</b>     | <b>34,717,468</b>           | <b>82,560,544</b> | <b>140,572,339</b>               | <b>88,952,538</b>  | <b>158,859,496</b> | <b>690,313,057</b> | <b>1,242,559,539</b> |
|   | 2026 | <b>106,075,217</b>              | <b>45,956,188</b>     | <b>25,549,497</b>           | <b>54,568,145</b> | <b>115,184,943</b>               | <b>67,802,501</b>  | <b>137,109,979</b> | <b>552,246,482</b> |                      |