UNHCR CAMEROON MONTHLY UPDATES

KEY HIGHLIGHTS December 2024

Source des données des réfugiés: Gouvernement du Cameroun avec le support du HCR ::

Contact for more info DIMA Unit Cameroon ***cmr_yaim@unhcr.org***

UNHCR Cameroon needs to support refugees, asylum seekers, and internally displaced persons (IDPs) in the country. This update provides detailed demographic, socio-economic, and educational data, as well as information on persons with specific needs, underscoring the complex and multifaceted nature of the refugee and IDP crisis in Cameroon. The monthly update highlights the demographic diversity, educational and occupational challenges, and specific needs of the displaced populations. The data emphasizes the importance of targeting interventions and creating support mechanisms to address the varied and pressing needs of these vulnerable groups. The Cameroonian government and international organizations must collaborate to provide necessary aid and ensure the well-being of these populations.

Population Overview:

Refugees and Asylum Seekers: Cameroon hosts 410,211 refugees and 16,050 asylum seekers.
Internally Displaced Persons (IDPs): The country has 1,036,775 IDPs, with an additional 658,544 returnees.
Major Countries of Origin: Refugees primarily come from the Central African Republic 286,647 , Nigeria 126,008 , Chad 4,442 , and Niger 6,494 .

Demographic Distribution:

A significant portion of the refugees are women and children. Specifically, 53% of the refugee population are women and girls, and 55% are children.
Age Groups: Refugees are categorized into various age groups, with notable populations in the 0-4, 5-11, 12-17, 18-59, and 60+ age ranges.

Education Levels:

The educational attainment of refugees varies, with 47% having no education, 27% having primary education, and smaller percentages having informal, secondary, university, or technical/vocational education.

Occupations:

46% of refugees are engaged in various occupations such as homemakers, traders, drivers, pensioners, maneuvers, and breeders. 17% are students, 15% are unemployed, and 10% are farmers.

Ethnicity and Religion:

Ethnicity: The majority of ethnicities are Peulh 42% , Kanuri 12% .
Religion: The religious makeup includes 74% Muslims, 24% Christians, and 2% others.

Persons with Specific Needs:

Categories: There are several categories of persons with specific needs including children at risk, women at risk, single parents, older persons, unaccompanied or separated children, and persons with disabilities.
Top Concerns: The highest numbers are children at risk of not attending school 30,249 , individuals with vision disabilities 5,008 , and older persons with children 2,761 .

Legal and Marital Status:

Legal Status: Refugees and asylum seekers are categorized based o their arrival years, with significant influxes noted in 2014 and subsequent years. Marital Status: The majority of the refugee population is single 67%, followed by married individuals 25%.

Regional distribution:

The distribution of refugees and IDPs across various regions in Cameroon shows significant numbers in different regions. The East region hosts the largest refugee population with 163,539 individuals. The Far-North has 121,674 refugees, while Adamaoua has 57,182 . The North region accommodates 38,436 refugees, and the Centre has 26,402. The Littoral region has 17,605 refugees.

Challenges and Needs:

UNHCR MCO in Cameroon grapples with significant challenges in managing and supporting its large refugee and internally displaced populations. Due to increasing global crises, UNHCR Cameroon faces immense strain, with regions like the East and Extreme-Nord hosting 163,539 and 121,674 refugees respectively, the strain on resources is immense. These populations include a high percentage of children and women, requiring specialized services such as education, healthcare, and protection. The diverse educational levels among refugees, ranging from no education to university, indicate a need for comprehensive educational programs. Additionally, significant numbers of refugees are unemployed or engaged in low-income occupations, highlighting the necessity for vocational training and employment opportunities. The presence of vulnerable groups, such as unaccompanied children, single parents, and individuals with disabilities, further underscores the urgent need for targeted humanitarian aid and robust social support systems to address their specific needs and ensure their well-being.

UNHCR CAMEROON IN A GLANCE

December 2024

Central African | Nigeria | IDP Far North | IDP NWSW | Other Refugees

Population Type: All | Region: All | Zone: All

2,121,580
Total of Persons we serve

410,211 Refugee

16,050 Asylum Seeker

1,036,775 Internally Displaced

658,544 Returnees IDP

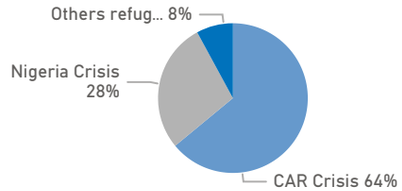

Distribution by crisis

53% Of refugees are women and girls

55% Of refugees are children

61% Of IDPs are children

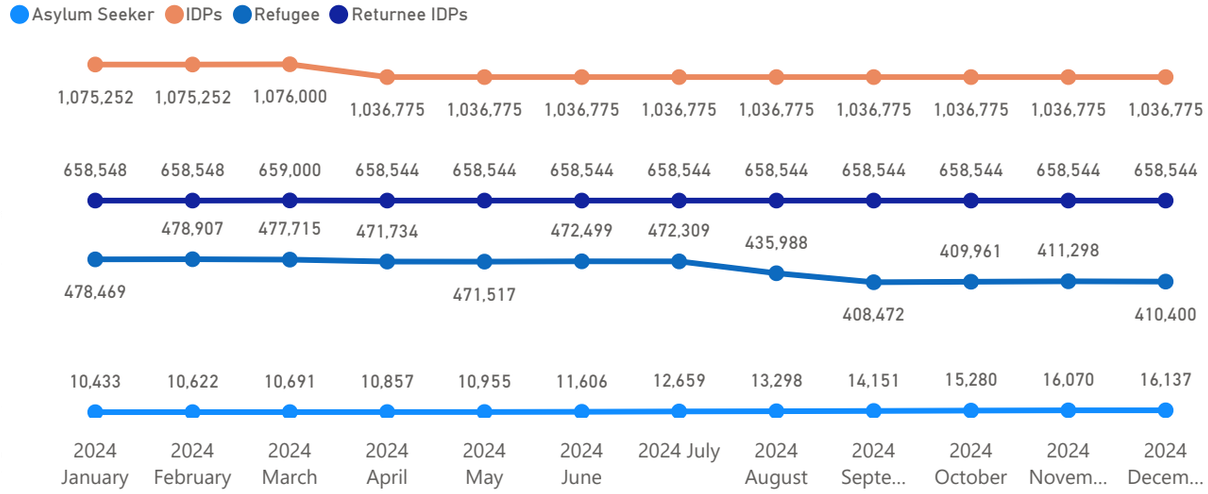

Refugee and Asylum Seeker by Department

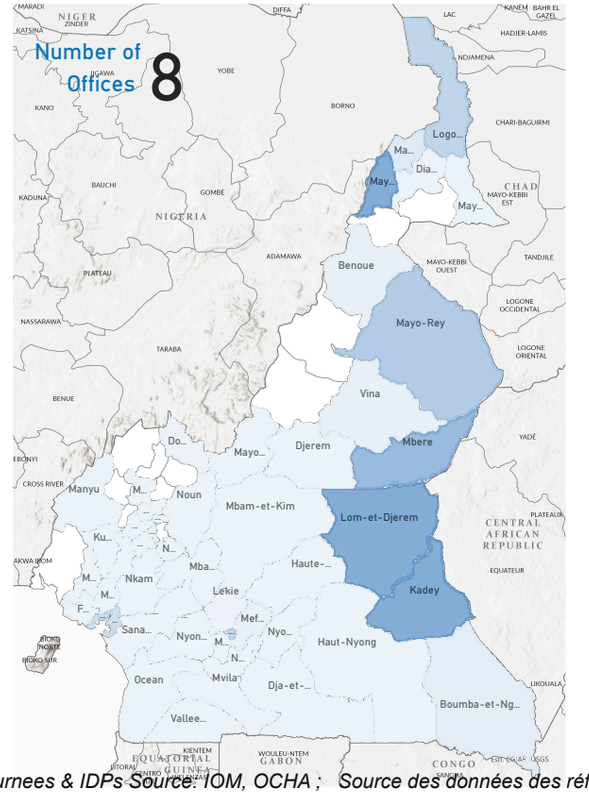

IDPs by Department

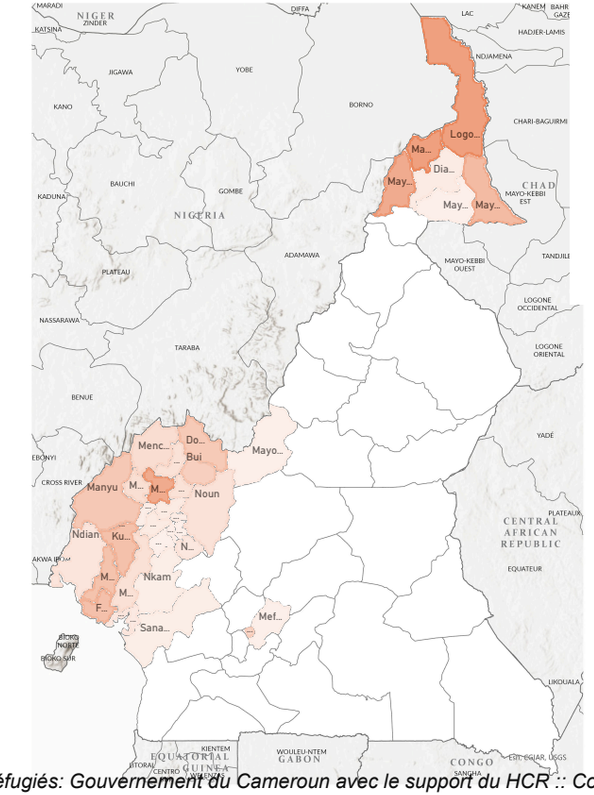

Refugee By country of origin

Central African Republic	286,618
Nigeria	126,008
Chad	4,386
Others Nationalities	23,258
Niger	6,493
Rwanda	442
Mali	460
Soudan	499

Number of years spent in Cameroon

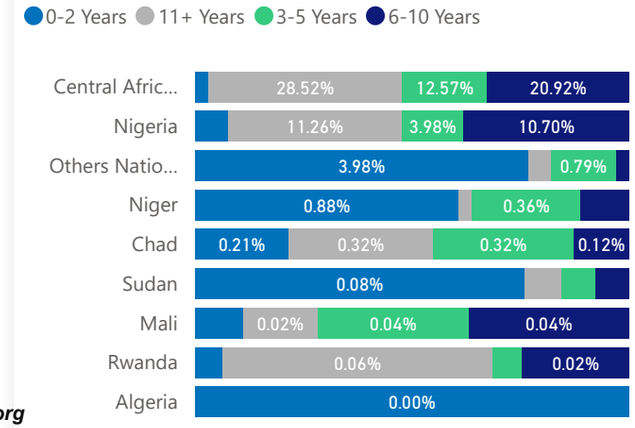

Returnees & IDPs Source: IOM, OCHA ; Source des données des réfugiés: Gouvernement du Cameroun avec le support du HCR :: Contact for more info DIMA Unit Cameroon ***cmr_yaim@unhcr.org***

DEMOGRAPHIC POPULATION IN CAMEROON

December 2024

Central African | Nigeria | Other Refugees

Legal Status: Asylum Seeker | Refugee

Site/Camp: In Site/Camp | Out of Site/Camp

201,923
School age children

Region: All

Zone: All

Population distribution (gender and age group)

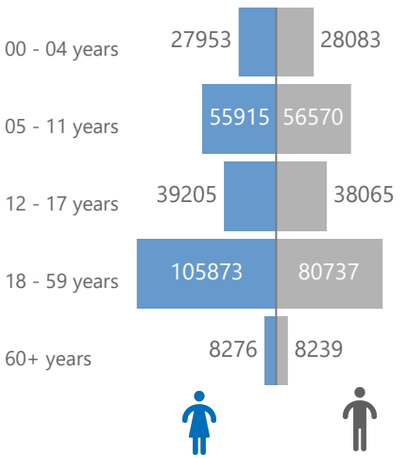

Education Level

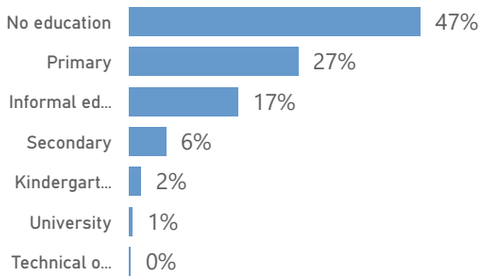

Ethnicity

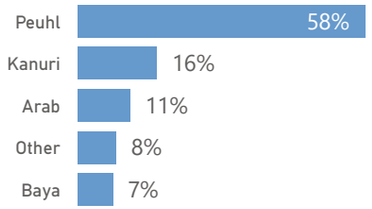

Marital Status	Percentage
Single	67.24%
Married	25.18%
Widowed	3.63%
Divorced	1.78%
Separated	0.69%
Common Law Married	0.62%
Unknown	0.52%
Engaged	0.33%
Partnership	0.01%

Year of arrival of refugees

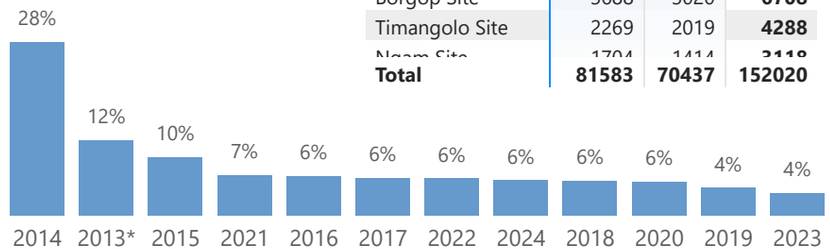

Refugees by age group

Region	00 - 04 years		05 - 11 years		12 - 17 years		18 - 59 years		60+ years		Total
	Female	Male	Female	Male	Female	Male	Female	Male	Female	Male	
Est	9716	9626	19601	20365	14460	14290	40502	28917	2898	3164	**163539**
Extreme-Nord	8426	8400	16173	16002	11740	11298	26560	17993	2571	2511	**121674**
Adamaoua	4103	4177	7236	7458	5268	5217	13483	7913	1176	1151	**57182**
Nord	2517	2564	5437	5347	3103	3006	9464	5592	748	658	**38436**
Centre	1297	1276	2379	2292	1539	1337	6137	9658	191	296	**26402**
Littoral	568	667	1267	1321	944	953	3680	7884	128	192	**17604**
Sud-Ouest	1	1	39	40	73	81	267	483	32	27	**1044**
Nord-Ouest			9	16	10	16	63	65	10	5	**194**
Sud	3	2	2	5	1	3	20	70		4	**110**
Ouest		3	1	2	1		3	50		1	**61**
Total	**26631**	**26716**	**52144**	**52848**	**37139**	**36201**	**100179**	**78625**	**7754**	**8009**	**426246**

Site/Camp	Female	Male	Total
Minawao Camp	43508	37050	**80558**
Gado Badzere Site	8988	7707	**16695**
Kentzou	6027	5436	**11463**
Mbile Site	5274	4808	**10082**
Lolo Site	4721	4406	**9127**
Mandjou	4361	3549	**7910**
Borgop Site	3688	3020	**6708**
Timangolo Site	2269	2019	**4288**
Ngam Site	1704	1414	**3118**
Total	**81583**	**70437**	**152020**

Education Age

Region	04-05 Years		06-11 Years		12-18 Years		Total
	Female	Male	Female	Male	Female	Male	
Adamaoua	2026	2082	6239	6411	6016	5806	**28580**
Centre	692	673	2030	1947	1742	1555	**8639**
Est	5391	5611	17081	17663	16270	16017	**78033**
Extreme-Nord	4659	4619	13637	13496	13061	12589	**62061**
Littoral	340	373	1093	1146	1060	1111	**5123**
Nord	1660	1729	4601	4482	3416	3263	**19151**
Nord-Ouest			9	16	12	21	**58**
Ouest		2	1	1	1		**5**
Sud			2	5	3	5	**15**
Sud-Ouest			39	40	81	98	**258**
Total	**14768**	**15089**	**44732**	**45207**	**41662**	**40465**	**201923**

*Returnees & IDPs Source: IOM, OCHA ; Source des données des réfugiés: Gouvernement du Cameroun avec le support du HCR:: * Arrived before 2013:: Contact for more info DIMA Unit Cameroon* ***cmr_yaim@unhcr.org***

PERSONS WITH SPECIFIC NEEDS IN CAMEROON

December 2024

Source des données des réfugiés: Gouvernement du Cameroun avec le support du HCR ::
Contact for more info DIMA Unit Cameroon ***cmr_yaim@unhcr.org***

Central African | Nigeria | Other Refugees

Region: All

Zone: All

Areas of Responsibility

Child Protection | General Protection | SGBV

140,794 Person with Specific Needs

Gender

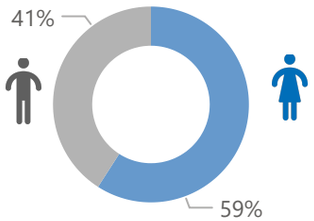

Male | Female

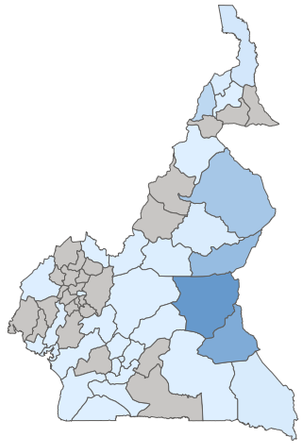

Person with Specific Needs

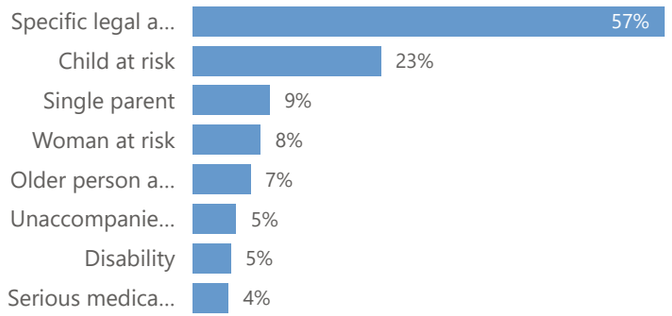

31,728 Child at Risk

SPN Sub Category	# Refugee
Child at risk of not attending school	30249
Child spouse	674
Child with special education needs	647
Child parent	410
Child engaged in other forms of child labour	51
Child carer	41
Teenage pregnancy	28
Child engaged in worst forms of child labour	22
No legal documentation	10
Child associated with armed forces or groups	5

6,403 Disability

SPN Sub Category	# Refugee
Vision	2761
Hearing	1262
Emotions and behavior	958
Lower Body Mobility	953
Communication	555
Upper Body Mobility	250
Remembering and concentrating	38
Self-Care	31
Physical disability - moderate	21
Mental disability - moderate	9

9,753 Older at Risk

Older Person at Risk	# Refugee
No legal documentation	2
Older person unable to care for self	3464
Older person with children	5005
Other medical condition	1
Single HR - grandparent	1
Single HR - parent	1
Single older person	1428
Single woman at risk	1
Woman at risk	2

6,029 Serious Medical Condition

SPN Sub Category	# Refugee
Other medical condition	3987
Chronic illness	1015
Difficult pregnancy	370
Malnutrition	347
Critical medical	262
Mental illness	90
Woman at risk	18
Addiction	12
Emotions and behavior	3

12,960 Single Parent

(Top 10) Single Parent	# Refugee
Single HR - parent	11905
Single HR - caregiver	614
Single HR - grandparent	423
Woman at risk	15
Single woman at risk	9
No legal documentation	2
Single older person	2
Child parent	1
Older person with children	1

7,310 Unaccompanied or separated child

(Top 6) Unaccompanied or separated child	# Refugee
Separated child	6850
Unaccompanied child	402
Child headed household	46
Child in institutional care	11
Child in foster care	10
No legal documentation	5

1,153 SGBV

SGBV	# Refugee
Threat of forced marriage	535
Victim/Survivor of SGBV in country of asylum	318
Victim/Survivor of SGBV in country of asylum	124
Victim/Survivor of SGBV in country of origin	103
Threat of honour killing/violence	36

176 Family Unity

Family Unity Sub-Category	# Refugee
Family reunification required	133
Tracing required	43

11,461 Woman at Risk

(Top 4) Single Parent Sub-Category	# Refugee
Woman at risk	7399
Single woman at risk	2536
Lactating	1600
Single HR - parent	10

SOCIO-ECONOMICS DATA OF REFUGEES IN CAMEROON

December 2024

Source des données des réfugiés: Gouvernement du Cameroun avec le support du HCR ::

Contact for more info DIMA Unit Cameroon ***cmr_yaim@unhcr.org***

Central African | Nigeria | Other Refugees

Region: All

Zone: All

Occupation

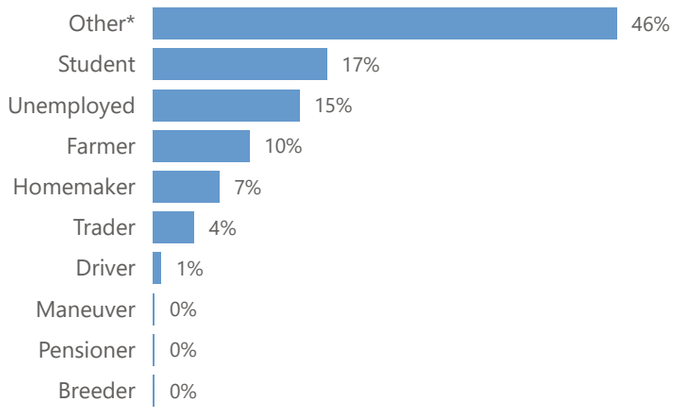

Registration Reason

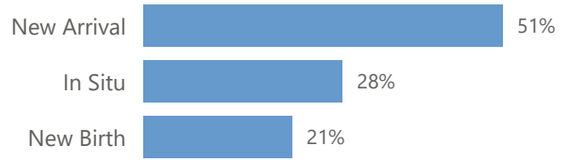

Religion

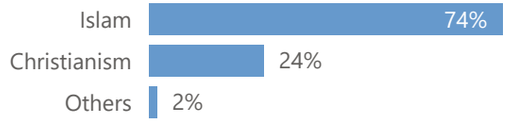

Male | Female

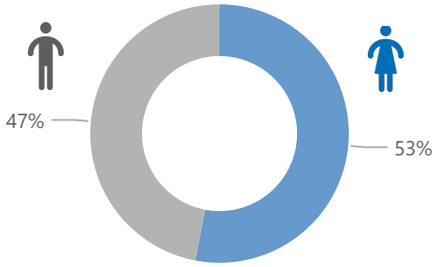

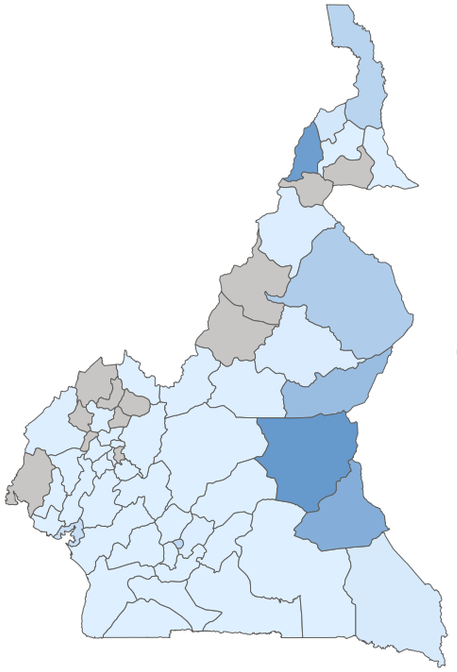

Central African

Occupations	Adamaoua	Centre	Est	Extreme-Nord	Littoral	Nord	Total
Other*	17015	9211	57094	7	5198	4280	**92805**
Student	15447	4326	30828	3	3438	8168	**62210**
Unemployed	7543	2035	36163		745	12447	**58933**
Farmer	8837	1030	14270	1	338	7288	**31764**
Homemaker	4165	1337	14978	1	1020	1857	**23358**
Trader	2859	1227	7984	1	1054	1474	**14599**
Driver	406	235	2049	2	417	260	**3369**
Maneuver	11	20	41		6	2	**80**
Pensioner	12	3	58		2	2	**77**
Breeder	25		12			32	**69**

Nigeria

Occupations	Adamaoua	Centre	Est	Extreme-Nord	Littoral	Nord	Total
Other*	293	164	7	95564	22	1130	**97180**
Student	187	40		8760	5	448	**9440**
Farmer	25	5		7651	2	755	**8438**
Homemaker	52	10	3	4858	2	103	**5028**
Unemployed	169	65	1	2561	2		**2798**
Trader	34	62	1	1855	11	10	**1973**
Driver	6	4		299	4		**313**
Pensioner	2			22			**24**
Maneuver				11			**11**
Breeder				10			**10**

Other Nationalities

Occupations	Adamaoua	Centre	Est	Extreme-Nord	Littoral	Nord	Total
Other*	70	3303	139	709	2766	56	**7043**
Student	21	1388	17	256	406	30	**2118**
Trader	8	953	17	26	887	6	**1897**
Unemployed	35	898	35	29	594	91	**1682**
Farmer	21	205	46	137	707	23	**1139**
Homemaker	23	359	96	98	132	30	**738**
Driver	1	80	4	4	79	2	**170**
Maneuver	2	7		1	20	2	**32**
Breeder	2						**2**
Pensioner		1					**1**