



LEBANON
Response Plan

Inter-Sector Coordination Group Meeting

January 10, 2025



Opening Remarks

ISCG Co-Chairs

Agenda

- 1. Cash Working Group Update**
- 2. ERNA+ Site Monitoring Tool**
- 3. Sector Presentations**
- 4. AoB:**
 - Durable Solutions Working Group Update
 - Reporting Calendar
 - Coordination Mapping Exercise

Action Points

Follow Up

Meeting Date	Action Point	Status
18-Dec-24	Sectors to address Inter-Sector comments, clear the strategies with line ministries, and share with sector partners by Tuesday 31 December 2024.	Ongoing
6-Dec-24	OCHA to follow up with DRM/LRC on communication to governors and partners regarding data-sharing at Governorate level to support programmes (Phase 1), pending the finalization of the MOSA data collection (Phase 2).	Done
1-Nov-24	Protection Mainstreaming Focal Point to follow up with sectors on sector-specific protection risks and agreed Protection Mainstreaming actions, establish focal points within sectors, and improve feedback mechanisms.	Ongoing
1-Nov-24	The SMC sector will coordinate with sector/cluster representatives to gather feedback and strengthen the site monitoring framework	Done
1-Nov-24	The Access Working Group will conduct further analysis of access constraints to inform the identification of hard-to-reach areas as the situation evolves.	Ongoing



Cash Working Group Update

Julien Morel, Cash WG Co-Chair (UNHCR)

Luigi Peter Ragno, Cash WG Co-Chair (UNICEF)

Diana Tonea, Senior Inter-Agency Cash Advisor (RCO)

Cash Working Group Update

ToRs - Objectives

Scope = *Providing technical guidance and leadership on the delivery of cash and voucher assistance (CVA) across the response.*

- Ensure coherence, avoid duplication, identify opportunities for effectiveness of the overall cash response
- Information management on the delivery of cash
- Promote use of common mechanisms, standards, and tools
- Capacity building needs analysis and response
- Support evidence building and advocacy initiatives on cash.
- Predictable cash entry point for linkages with Social Protection.
- Identify and raise strategic issues with relevant high level coordination groups and strategic for a (ie. SPPF, LRP SC, HCT).

Cash Working Group Update

ToRs – Composition, Governance, and Ways of Working

- **Membership:**
 - RC/HC office, WFP, UNHCR, UNICEF, UNRWA, Save the Children, Mercy Corps, Al Majmoua, Caritas
 - Relevant sectors and Technical experts invited on an ad hoc basis; MoSA invited on a needs based.
- **Co-chairs:** UNICEF and UNHCR (elected for one year)
- **Secretariat:** Office of RC/HC
- Reports to the (ISCG) and has accountability lines to the HCT, RC/HC and LRP Steering Committee
- Monthly meetings + planned quarterly broader cash information sharing

Cash Working Group Update

Initial Priorities

- Updating mapping of existing cash programmes in Lebanon
- Consultation, mapping and prioritisation of gaps/needs related to cash coordination, technical guidance and capacity building and prioritization
- CWG structuration (CWG co-leads ToR, workplan, introductory meetings)

Some Ideas:

- Harmonization and rationalization of humanitarian MPCA across sectors. Support the design of a cohesive and complementary cash response across sectors.
- Technical support with targeting modalities.
- Strategic focus on linking humanitarian cash to SRSP and social assistance.
- Knowledge management and learning.
- Innovation (dedup systems, mobile money, referral systems, data governance solutions, etc.).
- Learning from other contexts.
- Link-up with regional and global communities of practice.



ERNA+ Site Monitoring Tool

Firas Al-Saghban, Information Management Officer (UNHCR)

ERNA+ Site Monitoring Tool

Background

- SMC Sector Multi-Sectoral Monitoring Tool.
- Assess the availability and adequacy of services provided in collective sites in line with the sector mandate of ensuring regular site monitoring in collective sites.
- Including essential services such as WASH, Shelter, Health, Food Security, Education and Protection.
- Identifying gaps, trigger multi-sector interventions and further technical assessments, to ensure assistance meets the minimum standards required.

ERNA+ Site Monitoring Tool

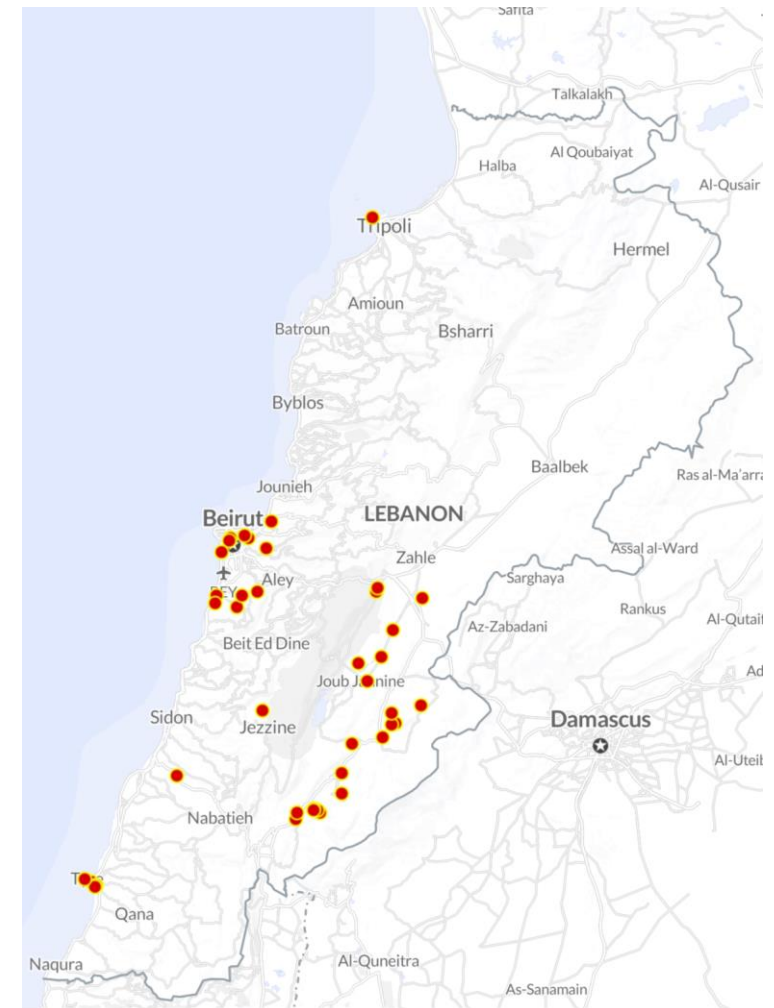
Methodology

- Built on both ERNA and Site Monitoring Tool
- Conducted at the Collective Sites level (sites focal points).
- Built on ESRI Survey123
- Targeted active collective sites based on the sites master list and coordinated based on the SMC Geo-split between partners.
- Frequency: on monthly basis
- Roll-out (first round) : December 2024.

ERNA+ Site Monitoring Tool

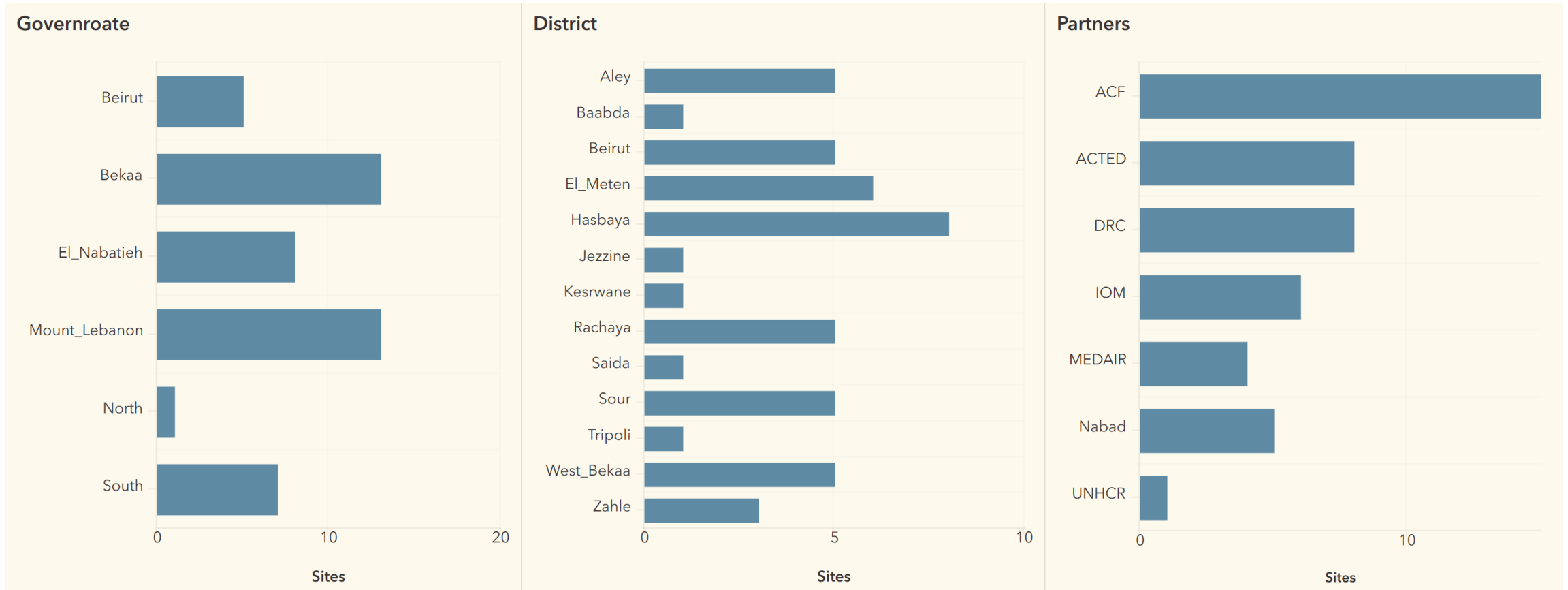
Findings

- 47 sites were covered in the first round.
- 7 partners were involved.
- 1,042 families in monitored sites.
- 3,985 IDPs in monitored sites.
- Different needs and gaps across the sites.



ERNA+ Site Monitoring Tool

Findings



ERNA+ Site Monitoring Tool

Findings



ONLINE DASHBOARD [LINK](#)



ERNA+ Site Monitoring Tool

Way Foreword

- Planned session (next week) with partners to review the outcome of the first round.
- Feedback to be shared with sectors for any changes.
- Next rounds to start before the end of January.
- Access to dashboard and data sharing with partners/sectors for.



Sector Presentations

Sector Coordinators

Summary Table

Data as of 27 Dec 2024*

*subject to updates once sector strategies and logframes are finalized and endorsed by line ministries

	PIN 2024	PIN 2025	PiN 2024 vs 2025	Target 2024	Target 2025	Target 2024 vs 2025	Budget 2024	Budget 2025	Budget 2024 vs 2025
BA	2732283	2841352	4%	2421426	2636042	9%	464,517,322	553,136,088	19%
Education	1297424	1302606	0%	930,809	904,331	-3%	283,861,361	285,962,595	1%
FSA	2490000	2741166	10%	2005561	2595205	29%	780,000,000	900,000,000	15%
Health	3685839	3863958	5%	2482401	2567124	3%	295,127,688	312,804,821	6%
Livelihoods	475385	482,512	1%	74,970	76700	2%	188,000,000	203,650,000	8%
Logistics								5,719,161	
Nutrition	1218545	1319454	8%	719,711	923,618	28%	46,878,965	32,244,097	-31%
Protection	3179901	3394870	7%	1579467	1503521	-5%	207,158,629	201,330,200	-3%
Shelter	1524330	2081603	37%	541256	613908	13%	100,095,079	112538000	12%
Social Stability	3409079	4098973	20%	3043331	3502685	15%	164,165,000	211210760	29%
WASH	2582109	3341474	29%	1635000	2325666	42%	190,000,000	250,000,000	32%
Total		4.1M			3.5 M		2,719,804,044	3,068,595,722	13%

Sector Presentations



Basic Assistance

OUTCOME 1: Strengthen the ability of poor and vulnerable households and individuals, including female-headed HHs, persons with disabilities and children, to meet their basic needs

OUTCOME 2: Strengthen the ability of populations affected by seasonal hazards and emergencies to secure additional basic needs.

OUTCOME 3: Technical assistance to the national social assistance system is provided.

 **2.64 M**

 **\$550.05 M**

Population Cohorts	Population in Need (PiN)	Population Targeted
Lebanese	1,202,212	1,142,102
Displaced Syrian	1,337,114	1,261,355
Palestine Refugee from Syria (PRS)	23,026	23,026
Palestine Refugee in Lebanon (PRL)	200,000	162,000
Migrants	79,000	35,189
Others	12,370	12,370
GRAND TOTAL	2,853,722	2,636,042

Significant Changes to Sector Strategy for 2025:

- Transitional activity aimed at bridging emergency response with sustainable, medium-term recovery cash support.
- Additional tracking indicator for partners supporting Lebanese and establishing linkages with the National Social Protection Strategy under Outcome 3 of the sector.

Sector Presentations



Education

OUTCOME 1: Enhanced equitable and inclusive access to and completion of safe, protective education for all learners in Lebanon, prioritizing the most vulnerable children and their caregivers.

OUTCOME 2: Improved learning outcomes for children and youth through improved quality of education services, ensuring safety, protection, and adaptation to multi-crisis situations.

OUTCOME 3: Strengthened governance, managerial, and knowledge management capacities within the education system at all levels, utilizing evidence-based decision-making.



0.90 M



\$285.91 M

Population Cohorts	Population in Need (PiN)	Population Targeted
Lebanese	560,201	640,946
Displaced Syrian	674,976	211,942
Palestine Refugee from Syria (PRS)	6,303	6,378
Palestine Refugee in Lebanon (PRL)	50,574	41,672
Migrants	10,551	3,393
GRAND TOTAL	1,302,605	904,331

Significant Changes to Sector Strategy for 2025:

- Accelerate rehabilitation of education facilities to ensure safe, inclusive environment for all learners.
- Implement targeted retention programs to present dropouts, integration psychosocial support and life skills training.
- Strengthen infrastructure for hybrid and flexible learning to support quality education access for all children.



Sector Presentations

Food Security and Agriculture

OUTCOME 1: To ensure most vulnerable communities in Lebanon receive **FOOD ASSISTANCE** to reduce their food gaps and diversify their food intake.

OUTCOME 2: To improve agricultural production and productivity of most vulnerable farmers through agriculture livelihoods assistance to protect, restore and sustain their livelihoods.

OUTCOME 3: To enhance national capacities, coordination and information sharing on food security and agriculture.



2.59 M



\$900 M

Population Cohorts	Population in Need (PiN)	Population Targeted
Lebanese	1,202,212	1,142,102
Displaced Syrian	1,337,114	1,261,355
Palestine Refugee from Syria (PRS)	12,664	12,031
Palestine Refugee in Lebanon (PRL)	110,000	104,500
Migrants	79,176	75,217
GRAND TOTAL	2,741,166	2,595,205

Significant Changes to Sector Strategy for 2025:

- 6% deterioration of food insecurity comparing to 2024, a further deterioration due to escalating conflict, with an estimated 2.74 million Lebanese, displaced Syrians, Palestine refugees in Lebanon (PRL), Palestine refugees from Syria (PRS), and migrants, representing 49% percent of the population, were facing acute food insecurity (IPC Phase 3 [Crisis] and above).
- Scale up in food assistance (all modalities) with highest target, in particular looking into more targeted approach during and post emergency.
- Increase in recovery and agriculture interventions, particularly in south and Bekaa, Blabak-Hermel.



Sector Presentations


Health

OUTCOME 1: Improved access to comprehensive primary healthcare.

OUTCOME 2: Improve access to hospital and advanced referral care.

OUTCOME 3: Enhance emergency, outbreak & infectious diseases preparedness and response.

OUTCOME 4: Improve access to health awareness & information.



2.49 M



\$303.5 M

Population Cohorts	Population in Need (PiN)	Population Targeted
Lebanese	2,196,440	1,098,220
Displaced Syrian	1,260,000	1,260,000
Palestine Refugee from Syria (PRS)	23,026	23,026
Palestine Refugee in Lebanon (PRL)	136,051	20,000
Migrants	96,878	90,097
GRAND TOTAL	3,712,395	2,491,343

Significant Changes to Sector Strategy for 2025:

- Free-of-charge routine vaccination is provided for all children under eighteen years of age,
- Strengthening continuum of care (Community→PHCC→Hospital) among Health sector partners, and addressing the bottlenecks.
- Strengthening intersectoral collaboration, referral and follow up for PWD inclusive services.



Sector Presentations

Nutrition

OUTCOME 1: Young children and their caregivers have access to and demand for services aiming at prevention and management of all forms of malnutrition and the associated developmental risks (0-5 years of age).

OUTCOME 2: School age children, adolescents have access to and demand for services aiming at prevention of all forms of malnutrition.

OUTCOME 3: Women and Pregnant Breastfeeding have access to and demand for services aiming at prevention and management of all forms of malnutrition.



0.92 M



\$32.24 M

Population Cohorts	Population in Need (PiN)	Population Targeted
Lebanese	941,243	658,870
Displaced Syrian	312,569	218,798
Palestine Refugee from Syria (PRS)	4,078	2,854
Palestine Refugee in Lebanon (PRL)	32,528	22,770
Migrants	29,036	20,325
GRAND TOTAL	1,319,454	923,617

Significant Changes to Sector Strategy for 2025:

- The **major shift in strategy** for delivering **nutrition outcomes** involves the adoption of a **multi-sectoral, systems-based approach** to nutrition.
- Shift toward less costly and more integrated interventions. By aligning nutrition within broader delivery platforms, leveraging existing infrastructure, and emphasizing prevention and cost-effective strategies, the overall resource requirements has been reduced without compromising outcomes.
- Building capacity of local actor to deliver nutrition interventions.



Sector Presentations

Livelihoods

OUTCOME 1: Stimulate local economic growth and market systems to foster income-generating opportunities, decent and safe employment.

OUTCOME 2: Improve workforce employability.

OUTCOME 3: Strengthen policy development and enabling environment for job creation.

 **76.70 K**

 **\$203.65 M**

Population Cohorts	Population in Need (PiN)	Population Targeted
Lebanese	411,945	65,483
Displaced Syrian	67,002	10,651
Palestine Refugee from Syria (PRS)	1,931	307
Palestine Refugee in Lebanon (PRL)	1,634	260
Migrants	-	-
GRAND TOTAL	482,512	76,701

Significant Changes to Sector Strategy for 2025:

- Budget has increased by 8.3% in 2025, compared to 2024
- PiN has increased by 1.5% in 2025, compared to 2024
- The sector has 70 partners (of which 30 are local and 40 are international)

Sector Presentations



Protection (incl. CP & GBV)

OUTCOME 1: Affected people have increased knowledge of their rights and have access to an effective justice and protection system.

OUTCOME 2: Affected people are safe, supported and empowered in their communities to contribute to positive change.

OUTCOME 3: Individuals at heightened risk have access to quality specialized protection response services and durable solutions



Population Cohorts	Population in Need (PiN)	Population Targeted
Lebanese	1,833,877	516,395
Displaced Syrian	1,269,227	856,533
Palestine Refugee from Syria (PRS)	23,026	20,072
Palestine Refugee in Lebanon (PRL)	169,327	59,052
Migrants	102,945	44,969
Others	0 (to be checked)	6,500
GRAND TOTAL	3,398,402	1,503,521

Significant Changes to Sector Strategy for 2025:

- Integration of emergency response activities and renewed focus on strengthening protection systems.
- Strengthened focus on monitoring of protection risks and support to address these risks by protection and other actors.
- Clearly defined CP and GBV response framework.

Sector Presentations



Shelter

OUTCOME 1: Reduce immediate protection-related shelter needs of the most vulnerable households.

OUTCOME 2: Improve access to adequate shelter in disadvantaged areas for enhanced social stability.

OUTCOME 3: Enhance the contribution of national institutions and organizations to Lebanon's shelter and housing response.



Population Cohorts	Population in Need (PiN)	Population Targeted
Lebanese	1,218,346	195,975
Displaced Syrian	786,000	382,600
Palestine Refugee from Syria (PRS)	6,613	3,145
Palestine Refugee in Lebanon (PRL)	57,440	24,500
Migrants	13,204	7,688
GRAND TOTAL	2,081,603	613,908

Significant Changes to Sector Strategy for 2025:

- A significant rise in the number of Lebanese targeted, due to the large needs for repair of lightly and moderately damaged homes caused by recent hostilities.
- The CfR target has increased to respond to the additional needs of conflict affected households.
- Further prioritization of weatherproofing assistance in informal settlements has led to a decrease of the overall target of displaced Syrians.
- A reference to the SMC strategy and its complementarity to the Shelter sector is made under the Response to the Escalation of Hostilities.

Sector Presentations



Social Stability

OUTCOME 1: Strengthen municipalities, national and local institutions' ability to alleviate resource pressure, reduce resentment, and build peace.

OUTCOME 2: Strengthen municipal and local community & resources' capacity to foster dialogue and address sources of tensions and conflicts.

OUTCOME 3: Enhance the abilities of LRP partners and public institutions on tension monitoring and conflict sensitivity mainstreaming.

 **3.50 M**

 **\$211.21 M**

Population Cohorts	Population in Need (PiN)	Population Targeted
Lebanese	2,200,000	1,603,712
Displaced Syrian	1,500,000	1,500,000
Palestine Refugee from Syria (PRS)	23,026	23,026
Palestine Refugee in Lebanon (PRL)	200,000	200,000
Migrants	175,947	175,947
GRAND TOTAL	4,098,973	3,502,685

Significant Changes to Sector Strategy for 2025:

- Significant change in the budget for HMA activities (20 M) due to the conflict across Lebanon and the widespread use of various weapons and ammunition that left behind large amounts of unexploded ordnance.
- The sector will focus more on supporting municipalities (mainly the ones directly affected during conflict) to address the needs of the communities by providing basic services (water, solid waste management, support to municipal police).



Sector Presentations

WaSH

OUTCOME 1: Strengthen national, regional and local public institutions’ capacities to deliver improved public policies, goods and services (water and sanitation).

OUTCOME 2: More vulnerable people in Lebanon are using safely managed drinking water and sanitation services whilst reducing health and environmental risks and improving water quality by increasing the proportion of wastewater that is safely treated.



2.33 M



\$310.00 M

Population Cohorts	Population in Need (PiN)	Population Targeted
Lebanese	2,146,366	1,693,666
Displaced Syrian	1,021,786	570,000
Palestine Refugee from Syria (PRS)	15,739	12,000
Palestine Refugee in Lebanon (PRL)	68,810	40,000
Migrants	88,773	10,000
GRAND TOTAL	3,341,474	2,325,666

Significant Changes to Sector Strategy for 2025:

- **Increased Focus on Post-Conflict Recovery:** rehabilitation of water and sanitation infrastructure/schemes affected during 2024 hostilities, including integration of renewable energy solutions to reduce reliance on fossil fuels, and increase use of remote monitoring technologies.
- **Introduction of Cash-for-WaSH in 2025:** A shift from in-kind aid to cash assistance, enabling vulnerable families to purchase water and hygiene supplies directly, fostering flexibility, dignity, and local economic support.
- **Maintain life-saving WaSH services** for affected populations (collective shelters, informal settlements, etc.) mitigating public health risks.



AoB

AoB (I)

Durable Solutions Working Group Update



Meeting: Tuesday, 14 January 2025

- Invitations have been sent to Heads of Agencies and other key stakeholders; consultations with Government (i.e. MoSA, GSO) are ongoing.
- Meeting will focus on **Voluntary Syrian Returns**.
- Agenda will cover the following items:
 1. UNHCR Position on Returns and Advocacy messages.
 2. Refugee community feedback on returns and Refugee Perceptions and Intentions Survey (RPIS).
 3. Introduction to Contingency Planning for Return Preparedness.

AoB (2)

Reporting Calendar **TO BE UPDATED AS PER MEETING DISCUSSION**



★ Deadline FA 2025 reporting framework set up (by Sectors/Clusters)

○ **Partner:** Lebanon Aid Tracking (bi-weekly)

■ **Partner:** Activity.Info (bi-weekly)

XX **Partner:** CS reporting (weekly)

■ Short Flash Update (no input from Sectors)

■ **Sector:** Full Flash Update with input of Sectors

■ **Sector:** Sectors' review on LAT inputs

○ **Sector:** Reached figure (monthly)

AoB (3)

Coordination Mapping Exercise

- Global exercise: A country with at least one activated Cluster is invited.
- Unique situation of Lebanon => ISCG to consider participation or not this year.
- If ISCG Lebanon participates in the exercise, all Sectors have to attend (not just two activated Clusters).
- Participating countries could receive a snapshot.
- Sectors/Clusters have one month to fill in online from in Feb.

Examples of Questions:

- Does your Sector/Cluster have sector strategy, Strategic Advisory Group, TOR, annual performance review, etc
- Does your Sector/Cluster contribute to common AAP framework?
- Lead/co-lead/co-facilitators – which agencies/organizations? Dedicated/not dedicated?
- Sub-national presence
- Membership



Thank You