

MYANMAR SOUTH EAST - EMERGENCY OVERVIEW MAP

Number of people displaced in South East since Feb 2021 and remain displaced

AS OF 20 Jan 2025

WEEKLY HIGHLIGHTS

The number of IDPs in the South-East increased from 1,016,900 last week to 1,022,800 this week due to ongoing conflict and instability across multiple regions.

In Bago Region (East), 52 people from Pi Tauk Kone village in Yedashe Township were newly displaced within the same township. Additionally, 40 people from Kayin Chaung in Taungoo Township were displaced within their township following indiscriminate shelling.

In Mon State, 991 people from Wei Paung in Ye Township were displaced within the same township due to intensified fighting, which included indiscriminate shelling.

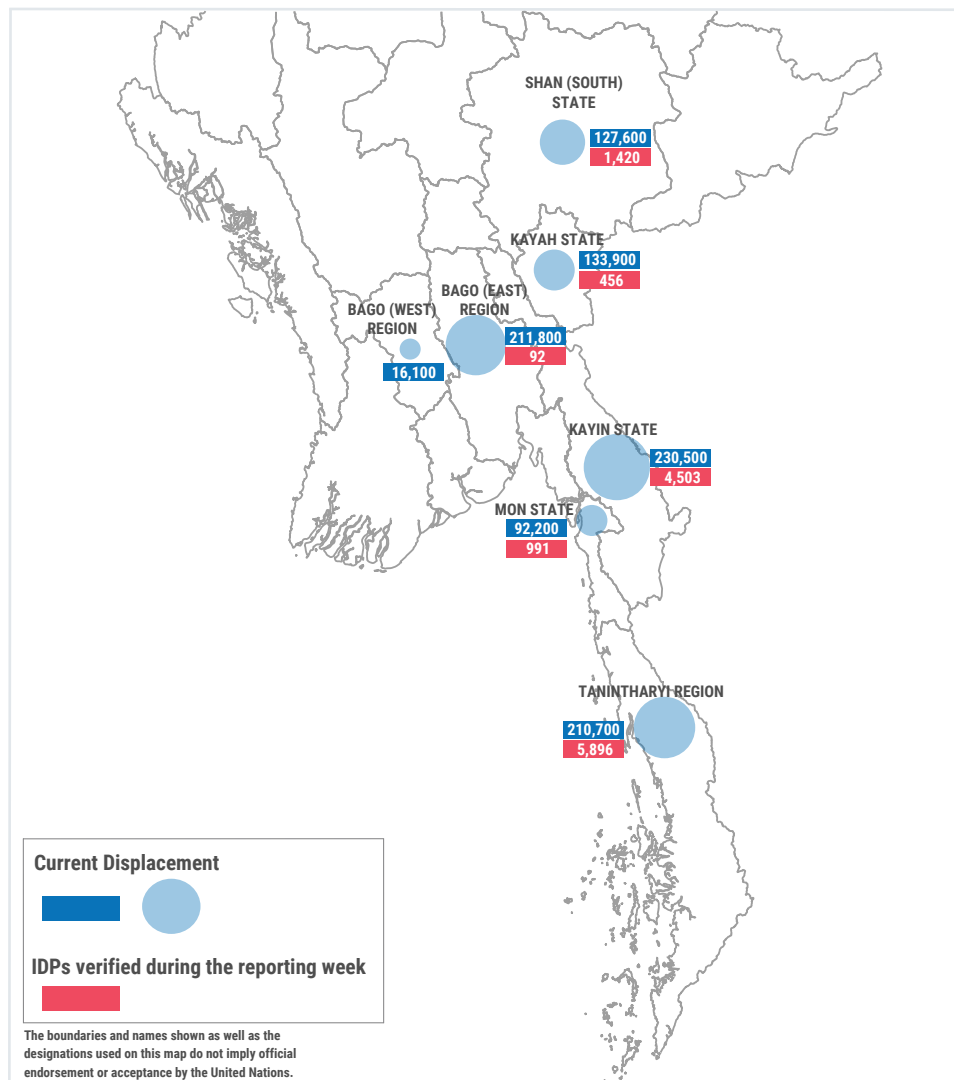
In Kayin State, armed conflict in Hpapun Township caused significant displacement. A total of 4,482 people from Ka Taing Ti village were forced to move to Myaing Gyi Ngu in Hlaingbwe Township, while another 21 people from the same village were displaced to Kamarmaung Town.

In Kayah State, 456 people from Mine Bong in Hsihseng Township were secondarily displaced to Loikaw Township. In Tanintharyi Region, 262 people from Kyauk Ni Maw village in Launglon Township were displaced within the same township. Furthermore, 5,634 people from Pyin Hpyu Gyi in Thayetchaung Township fled their homes due to intensified fighting.

In Shan State (South), 750 people from Ywangan Township and 670 people from Hsihseng Township were newly displaced, relocating to Hsihseng Town and Ywangan Township. Meanwhile, there were notable returns reported in the region, with 4,963 people returning to Hsihseng Township.

 **1,022,800**⁽¹⁾ People who are estimated to be displaced by conflict in SE Myanmar (as of 20-Jan-2025).
Source: UN in Myanmar

Total Displaced - 1,617.3⁽²⁾



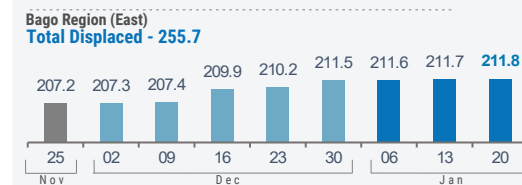
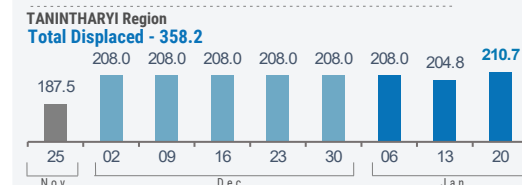
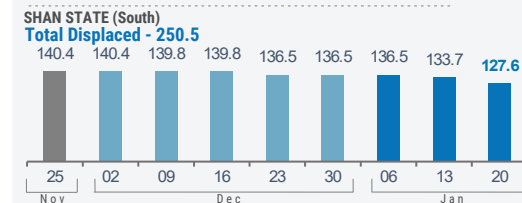
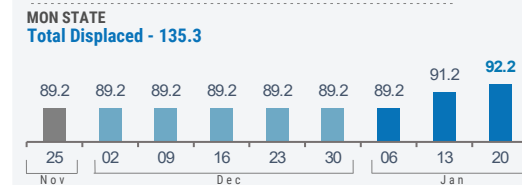
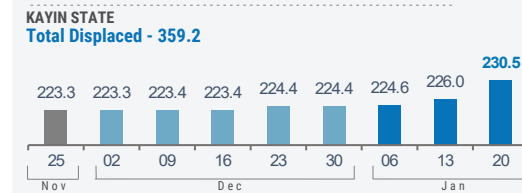
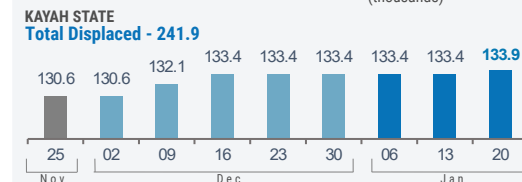
(1) Current displacement accounting for return and secondary displacement

(2) Total Displacement including return
Numbers are rounded to the nearest hundred by state.

WEEKLY DISPLACEMENT FIGURES⁽²⁾

BY STATE/REGION (25 Nov - 20 Jan)

(thousands)



WEEKLY DISPLACEMENT FIGURES⁽¹⁾

SOUTH-EAST (25 Nov - 20 Jan)

Total Displaced - 1,617.3

(thousands)

