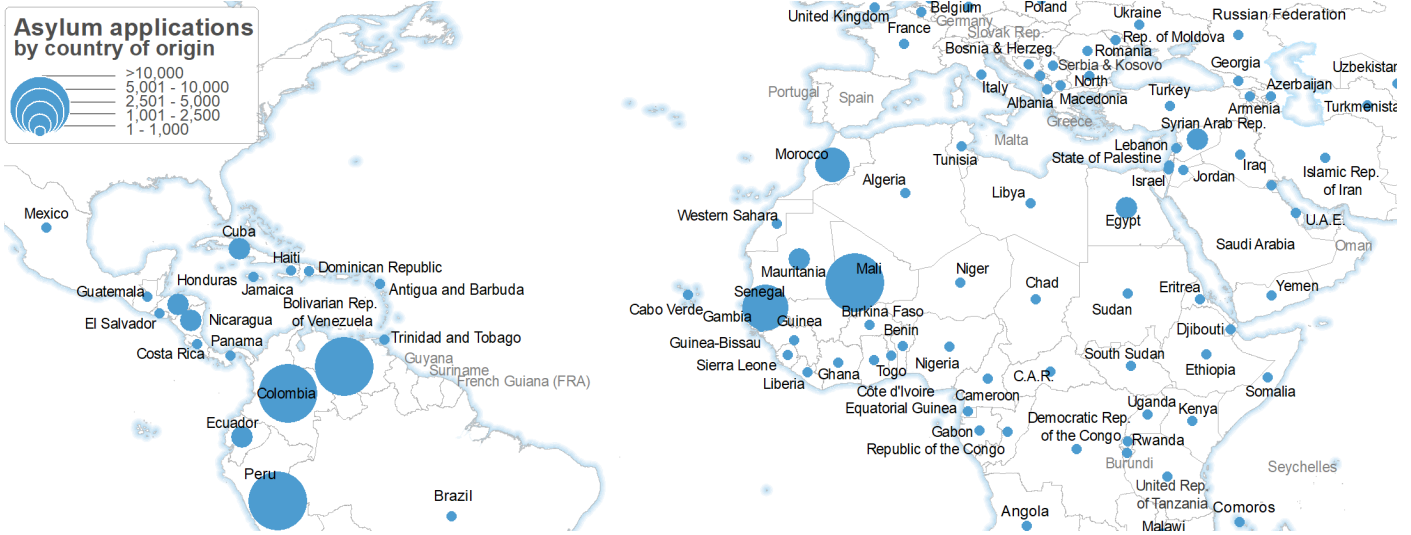


SPAIN ASYLUM APPLICATIONS

1 Jan - 31 Dec 2024



167,366

New asylum app. until 31 Dec 2024 **↑3%** Dif. 2023

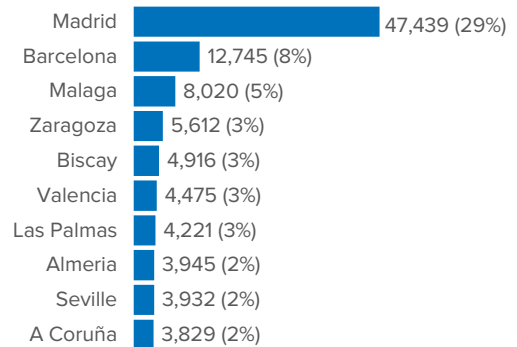
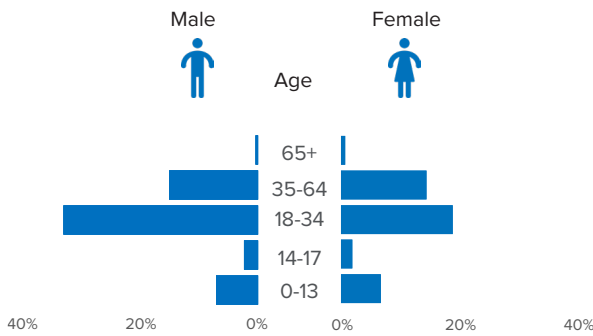
19% Recognition rate
53% Protection rate¹

263,985

Total Pending app.² **↑29%** Dif. 2023

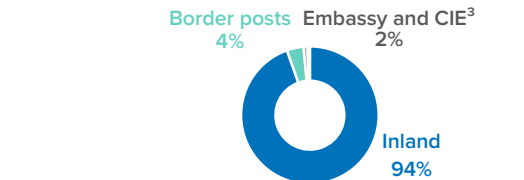
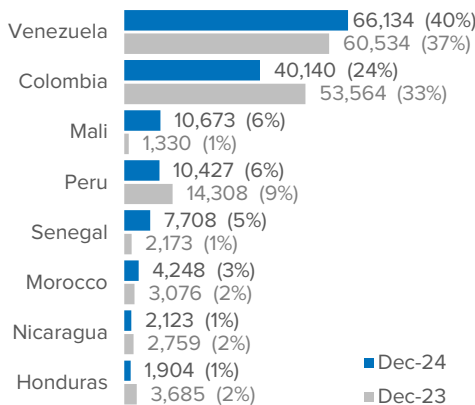
Percentage of asylum applications by gender and age²

Main provinces of asylum applications

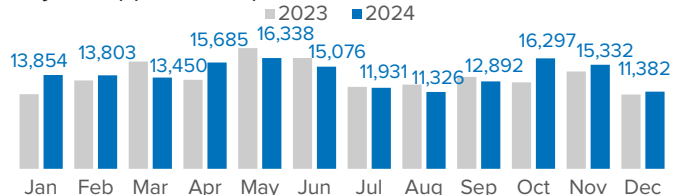


Most common nationalities of asylum applicants

Asylum applications by place of submission



Asylum applications per month



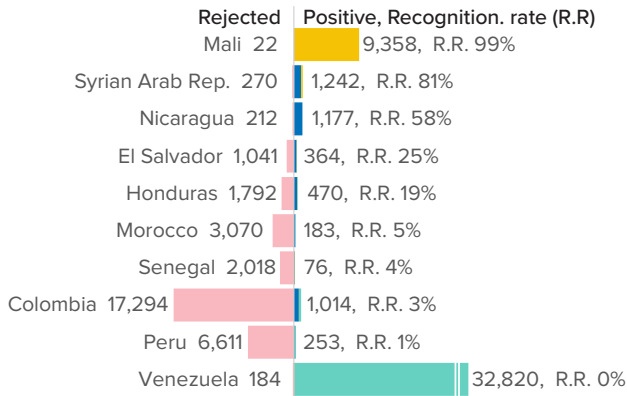
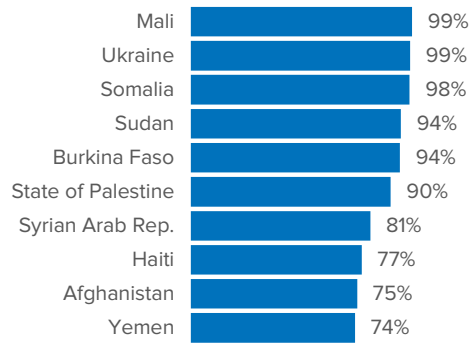
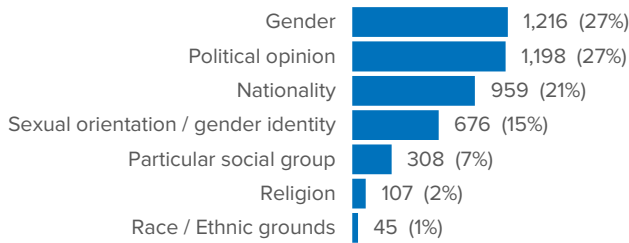
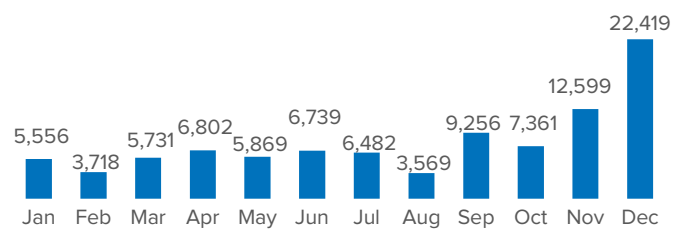
Source: Unless otherwise indicated, provisional figures by the Asylum and Refugee Office, Ministry of Interior, Spain.

¹Protection rate: Refugee status, subsidiary protection, and humanitarian reasons.

²Eurostat as of Dec 2024. ³CIE: Removal detention centre.

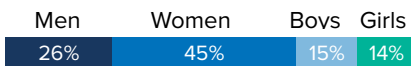
Eligibility Commission proposals⁴: 96,101

■ Geneva Conv. ■ Subsidiary Prot. ■ Hum. Reasons ■ Rejected


 Countries with highest recognition rate⁵

 Recognition of Geneva Conv. Status by protection category⁴

 Eligibility Commission proposals per month⁴


SPAIN TEMPORARY PROTECTION

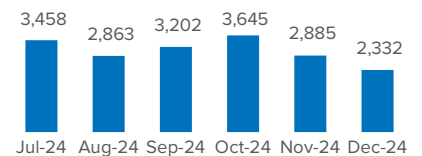
231,447

 Temporary Protection applications
 11 Mar 2022 - 31 Dec 2024


2,332

 Temporary Protection applications
 1 - 31 Dec 2024


Applications (last six months)



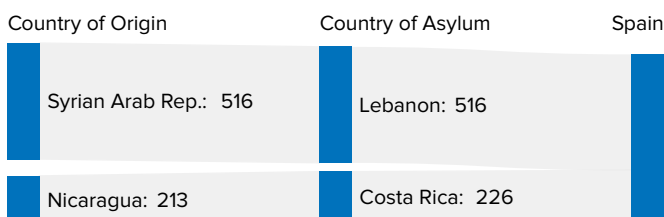
SPAIN RESETTLEMENT 2024⁶

1 Jan - 31 Dec 2024

742

 Refugees resettled in Spain⁶


Refugees resettled in Spain by country of origin and country of asylum


 — Costa Rica⁷: 13

Refugees resettled in Spain per month


⁴Proposals by the Interministerial Eligibility Commission recommended to the Minister of Interior. Family extensions not included.

⁵Only shows countries with at least 20 total proposals.

⁶More information on resettlement: [UNHCR Refugee Data Finder](#).

⁷Family members of resettled refugees.