SYRIAN ARAB REPUBLIC
Overview of Refugee and Asylum-Seeker Population

As of (end of Dec 2024)

16,241 Registered Population

6,357 Total registered households

Male **49%** | Female **51%** | Children **41%**

Syria is not a party to the 1951 Convention and has not enacted refugee or asylum-specific legislation. UNHCR is the only agency that provides registration services and documentation for asylum-seekers and refugees under its mandate in Syria. Although the Government of Syria does not issue any specific refugee documentation, it issues residency permits in accordance with its immigration laws to refugees and asylum-seekers holding valid UNHCR-issued identity documents.

11,482 Refugees

4,759 Asylum-seekers

3 Average family size

Country of origin
(Top 5 countries)

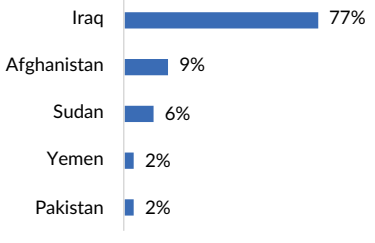

Age, Gender & Diversity Composition

- 72% Women & children
- 41% Children 5-17
- 8% Infants 0-4
- 38% Persons with specific needs
- 49% Adults
- 10% Older persons 60+

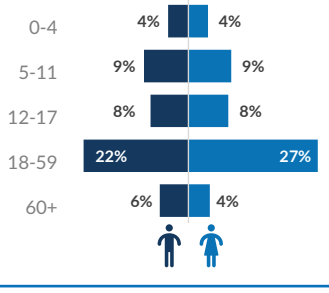

Population by location

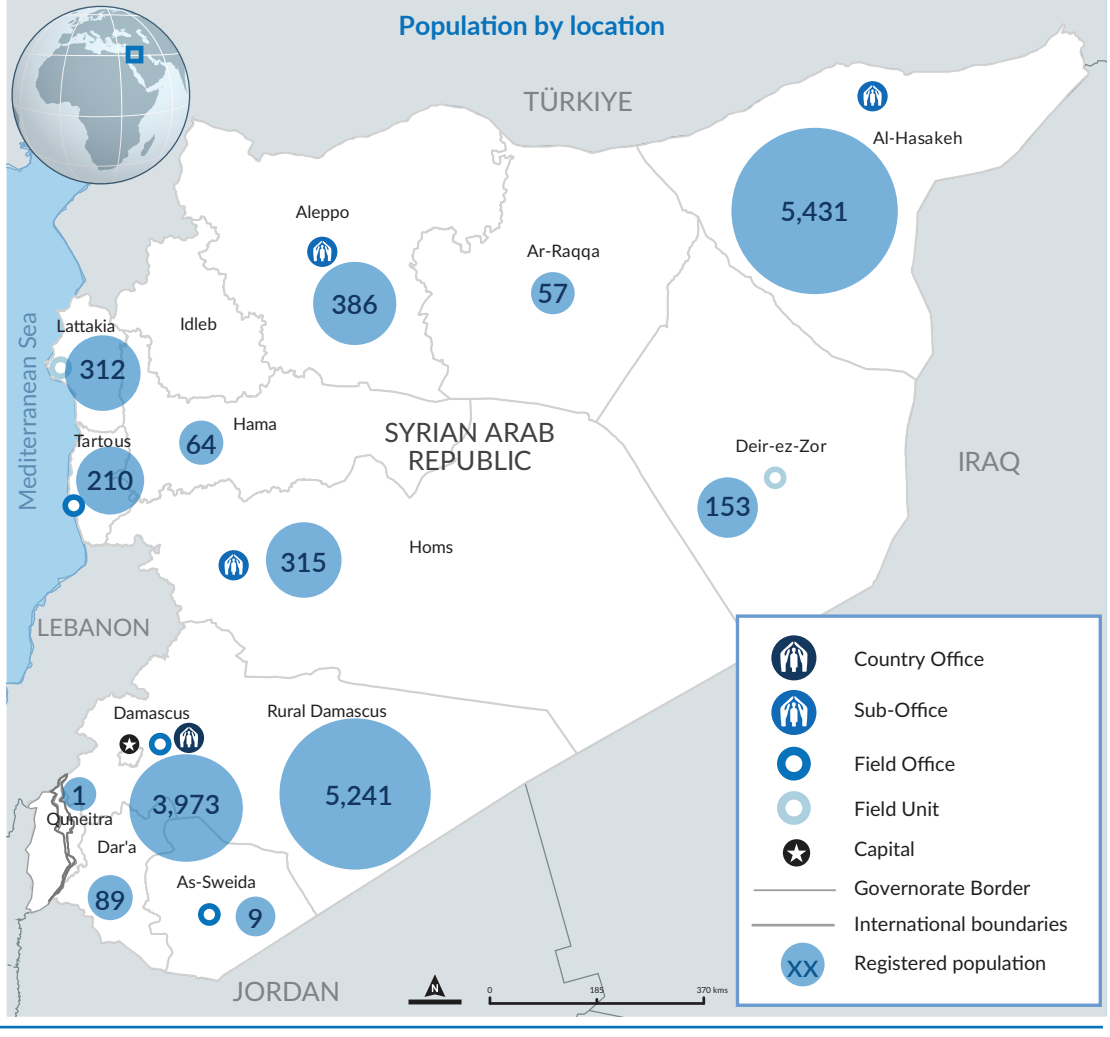

Trends

2,951
(47%) Female-headed households

156
Unaccompanied and separated children

14,877
Identity documents issued

Biometrically enrolled (BIMS)

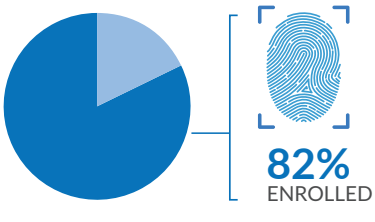

Place of residence (Top 5 districts)

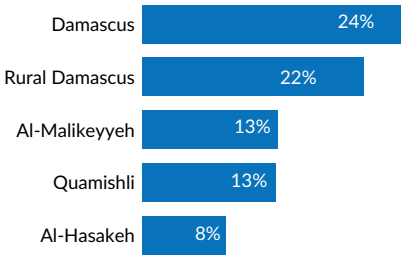

New registration trend in 2024

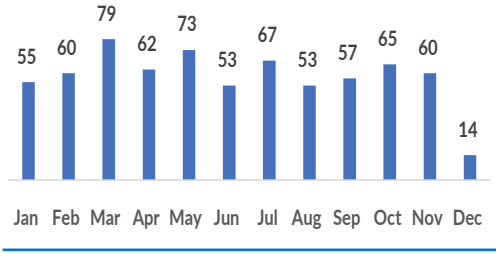

Population trend since 2017*

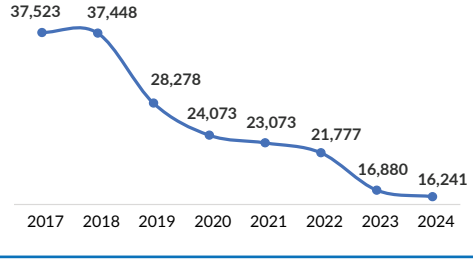

New arrival trend since 2017

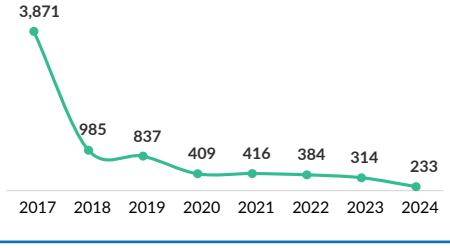

*The Population Statistics are compiled monthly using data from UNHCR Profile Global Registration System (proGres V4)

Disclaimer: The boundaries and names shown and the designations used on the map do not imply official endorsement or acceptance by the United Nations.

Creation date: 31 Dec 2024 More information available on UNHCR: data portal, https://data.unhcr.org/en/country/syr, Feedback: imsyr@unhcr.org