UNHCR Libya

82,549 Individuals | **37,776** Cases | **2.19** AVG Case Size

Registration Dashboard
1 February 2025

Legal Status: All
Urban or DC: All
Gender: All
Mantika: All

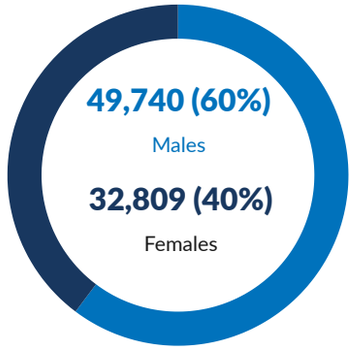

16,489 (20%) Boys
32,204 (39%) Men
21,223 (26%) Single Males
1,047 (1%) Elderly Men (60+)

14,429 (17%) Girls
17,772 (22%) Women
2,382 (3%) Single Females
608 (1%) Elderly Women (60+)

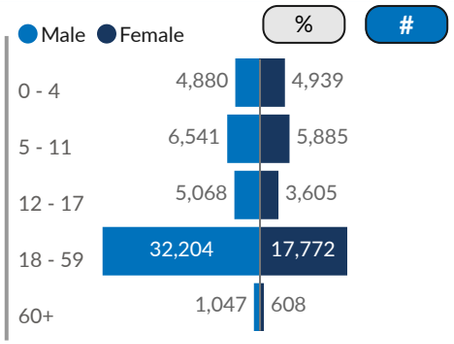

Place of Residence

Mantika	# of Individuals	% of Individuals
Tripoli	37,857	45.86%
Aljfara	19,957	24.18%
Misrata	5,935	7.19%
Azzawya	4,717	5.71%
Unknown	4,458	5.40%
Almargeb	2,857	3.46%
Zwara	2,217	2.69%
Benghazi	1,759	2.13%
Al Jabal Al Gharbi	723	0.88%
Ejdabia	332	0.40%
Al Jabal Al Akhdar	314	0.38%
Sebha	294	0.36%
Tobruk	221	0.27%
Almarj	159	0.19%
Nalut	148	0.18%
Sirt	145	0.18%
Wadi Ashshati	141	0.17%
Murzuq	98	0.12%
Derna	71	0.09%
Alkufra	53	0.06%
Aljufra	51	0.06%
Ubari	42	0.05%

New Registration / Closure

Refugee Trends

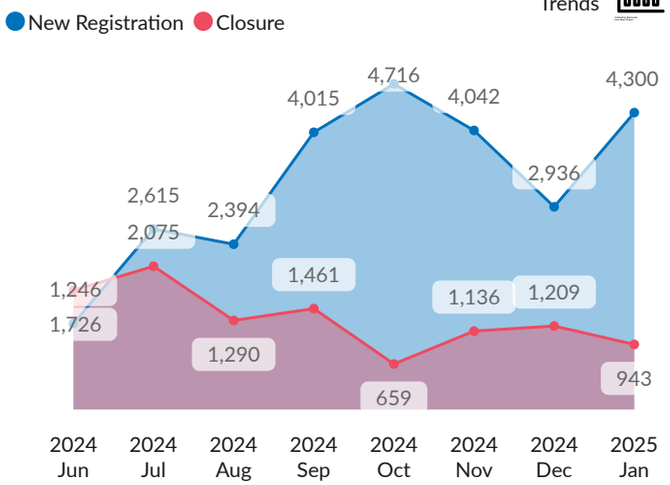

Nationality

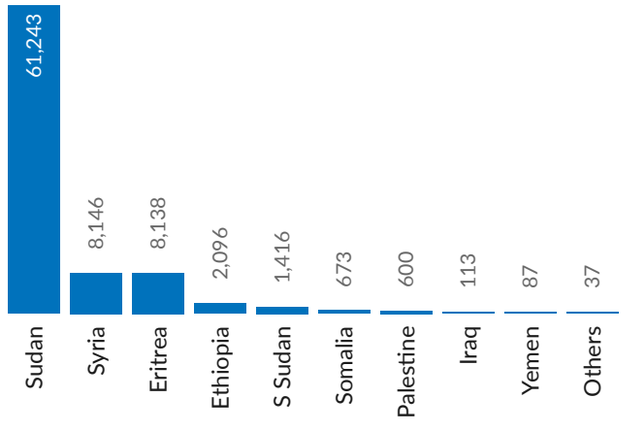

Education level in the country of origin

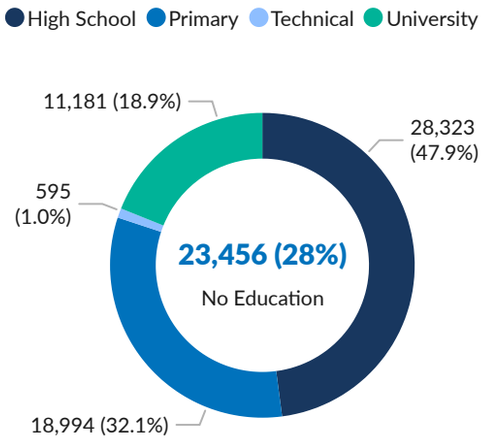

Specific Needs Categories

Categories	Individuals	% Value
Child at risk	10,741	12.54%
Disability	1,359	1.59%
Family unity	1,314	1.53%
Older person at risk	389	0.45%
Serious medical condition	8,878	10.37%
SGBV	2,324	2.71%
Single parent	2,174	2.54%
Specific legal and physical protection needs	50,082	58.48%
Torture	1,699	1.98%
Unaccompanied or separated child	1,739	2.03%
Woman at risk	4,941	5.77%

* Specific needs categories can only be filtered by Nationality

Occupation in the country of origin

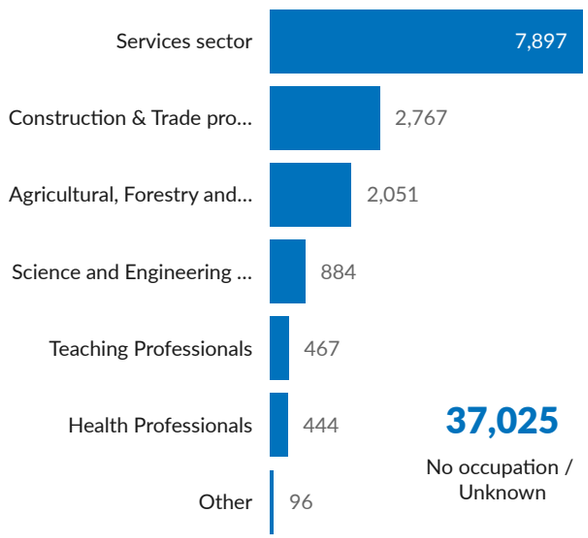

37,025
No occupation / Unknown

* data contains only adult population

Map | Flow

Publication date: 1 February 2025; Source: UNHCR Libya; Contact: lbytunupdate@unhcr.org