UGANDA- POPULATION DASHBOARD

ANNEX IV - SETTLEMENT PROFILES 31-Jan-2025

Adjumani

Total Population	Total Refugees
228,571	228,563
Total Households	Total Asylum-Seekers
29,677	8

Women and Children
82 %
188,391

Female
53 %
122,163

Elderly
3 %
7,286

Youth 15-24
28 %
63,996

New Registration by Month

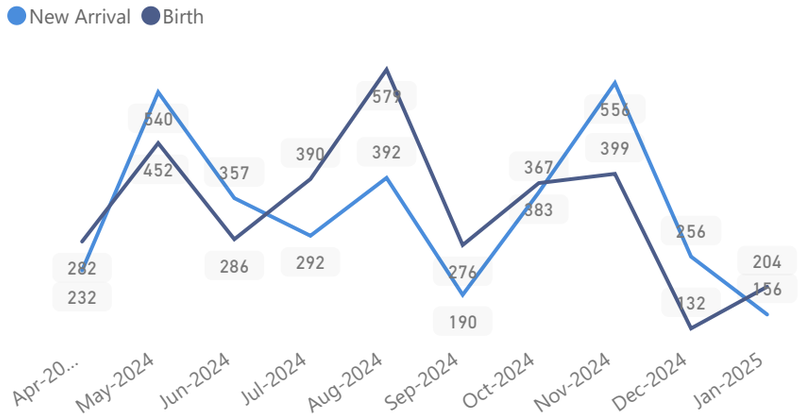

Top Zones

Zone	HHs	Individuals
Nyumanzi	4,950	47,342
Pagrinya	6,062	38,152
Ayilo I	2,950	28,215
Maaji II	2,585	18,521
Ayilo II	2,006	15,384
Maaji III	2,298	14,986
Boroli I	1,310	9,656
Mirieyi	1,030	9,117
Alere	851	7,840
Agojo	1,499	7,468
Baratuku	804	6,563
Mungula I	670	5,666
Olua I	610	5,332

Country of Origin	Total
South Sudan	228,171
Sudan	306
DR Congo	44
Eritrea	5

Occupation - Top

17% Have occupation

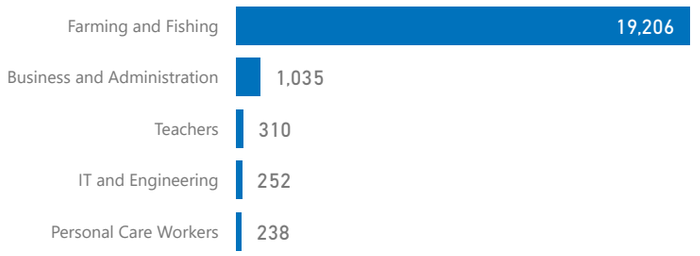

* Age is between 18 - 59 years for Occupation

Age & Gender Breakdown

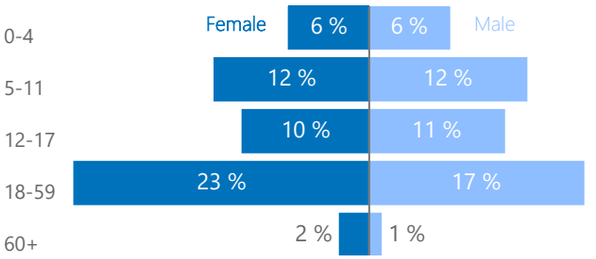

Specific Needs - Top 7

17,977 12,319

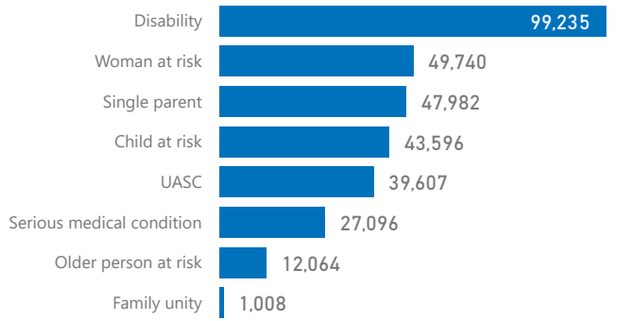

Assistance Status

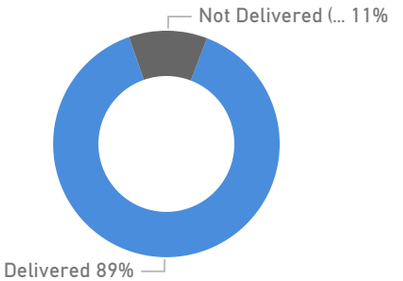

UGANDA- POPULATION DASHBOARD

ANNEX IV - SETTLEMENT PROFILES 31-Jan-2025

Bidibidi

Total Population	Total Refugees
205,681	205,679
Total Households	Total Asylum-Seekers
36,753	2

Women and Children
82 %
167,710

Female
52 %
107,772

Elderly
3 %
5,783

Youth 15-24
28 %
58,207

Top Zones

Zone	HHs	Individuals
Zone 3	9,287	48,703
Zone 2	7,529	46,137
Zone 5	8,118	42,559
Zone 1	6,401	39,021
Zone 4	5,389	29,065

Age & Gender Breakdown

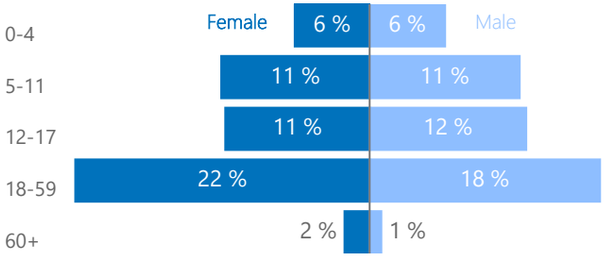

Country of Origin

Country of Origin	Total
South Sudan	205,531
Sudan	93
DR Congo	43
Ethiopia	3
Burundi	1
Congo, Republic of the	1
Rwanda	1

Specific Needs

- Top 7

6,646 3,888

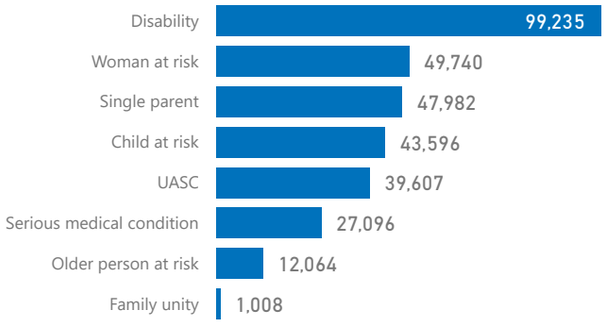

New Registration by Month

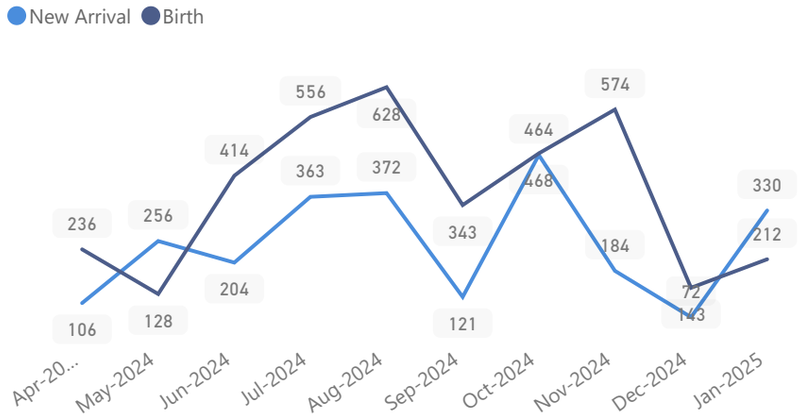

Occupation - Top

15% Have occupation

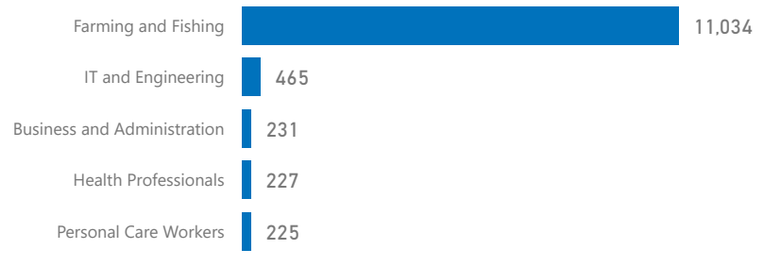

* Age is between 18 - 59 years for Occupation

Assistance Status

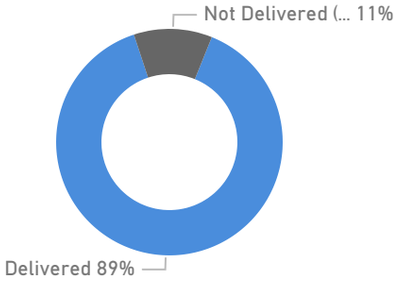

UGANDA- POPULATION DASHBOARD

ANNEX IV - SETTLEMENT PROFILES 31-Jan-2025

Imvepi

Total Population	Total Refugees
70,633	70,616
Total Households	Total Asylum-Seekers
15,774	17

Women and Children
82 %
57,839

Female
53 %
37,524

Elderly
3 %
2,104

Youth 15-24
25 %
17,817

Top Zones

Zone	HHs	Individuals
Zone I	6,593	29,339
Zone Ii	5,160	25,657
Zone Iii	3,194	13,273
Zone Iv	821	2,354

Country of Origin

Country of Origin	Total
South Sudan	67,300
DR Congo	3,093
Sudan	237
Ethiopia	1
Rwanda	1
United Republic of Tanzania	1

Age & Gender Breakdown

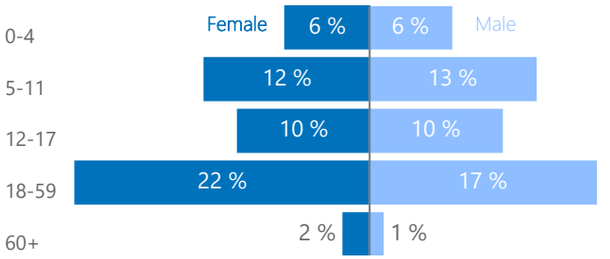

Specific Needs - Top 7

5,316 3,292

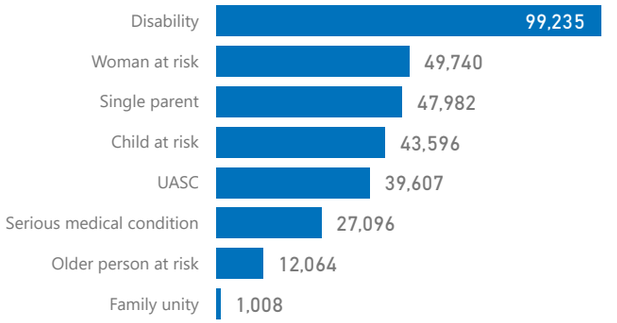

New Registration by Month

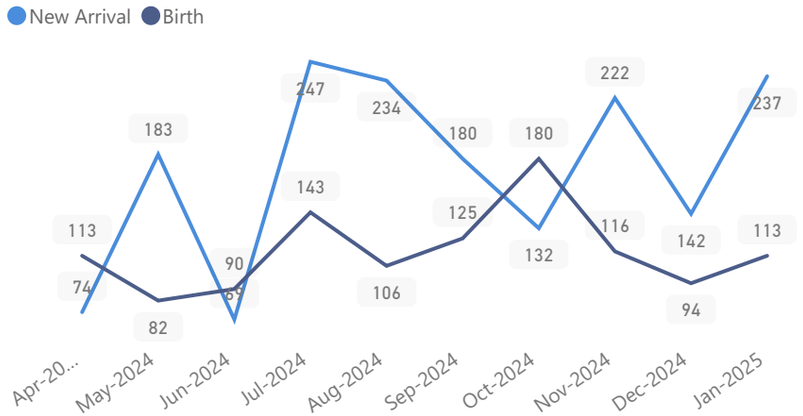

Occupation - Top

20% Have occupation

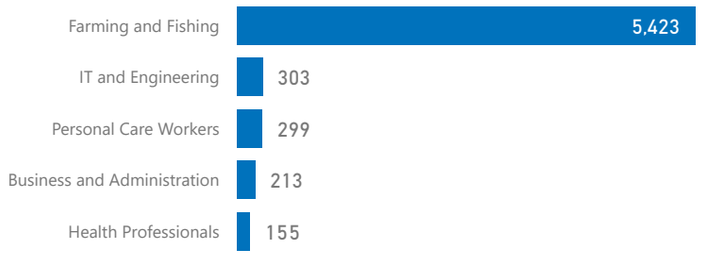

* Age is between 18 - 59 years for Occupation

Assistance Status

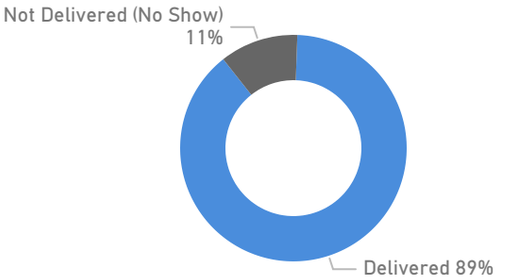

UGANDA- POPULATION DASHBOARD

ANNEX IV - SETTLEMENT PROFILES 31-Jan-2025

Kampala

Total Population	Total Refugees
159,503	128,678
Total Households	**Total Asylum-Seekers**
97,487	30,825

Women and Children
60 %
95,231

Female
45 %
72,465

Elderly
1 %
2,360

Youth 15-24
23 %
36,772

New Registration by Month

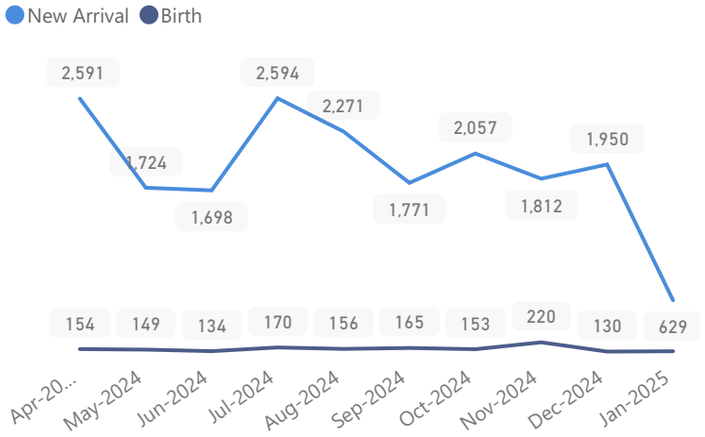

Top Zones

Zone	HHs	Individuals
Makindye Division	48,224	78,783
Kampala Central	28,543	39,273
Rubaga Division	16,241	30,792
Kawempe Division	2,781	5,381
Nakawa	1,104	3,051

Country of Origin	Total
Eritrea	58,659
Somalia	39,288
DR Congo	26,374
Ethiopia	13,494
Sudan	9,655
Burundi	4,955

Occupation - Top

4% Have occupation

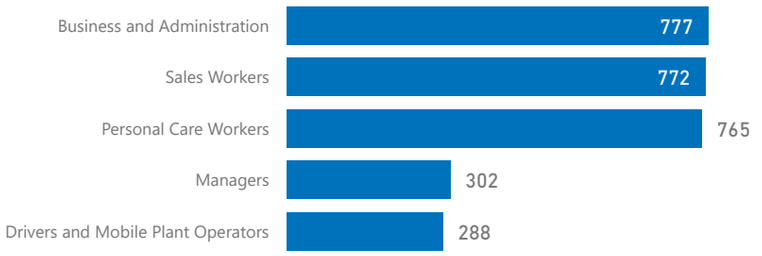

* Age is between 18 - 59 years for Occupation

Age & Gender Breakdown

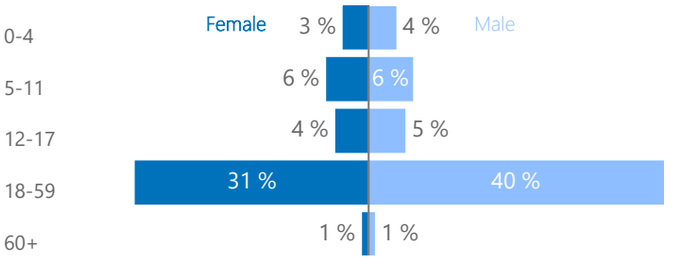

Specific Needs - Top 7

1,141 939

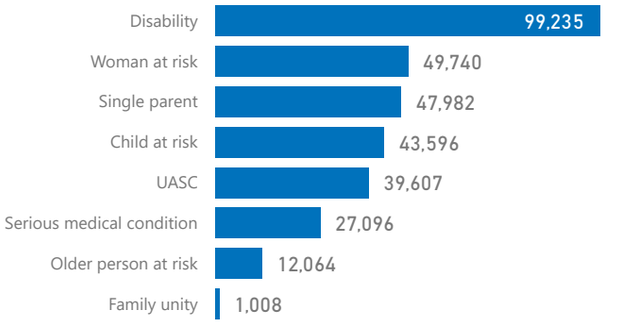

Assistance Status

UGANDA- POPULATION DASHBOARD

ANNEX IV - SETTLEMENT PROFILES 31-Jan-2025

Kiryandongo

Total Population	Total Refugees
139,881	139,815
Total Households	Total Asylum-Seekers
35,851	66

Women and Children
77 %
107,094

Female
51 %
71,705

Elderly
3 %
4,581

Youth 15-24
28 %
39,599

Top Zones

Zone	HHs	Individuals
Ranch 1	22,972	80,805
Ranch 37	12,860	58,992

Country of Origin

Country of Origin	Total
South Sudan	84,272
Sudan	55,039
DR Congo	381
Kenya	192
Burundi	43
Rwanda	23

Age & Gender Breakdown

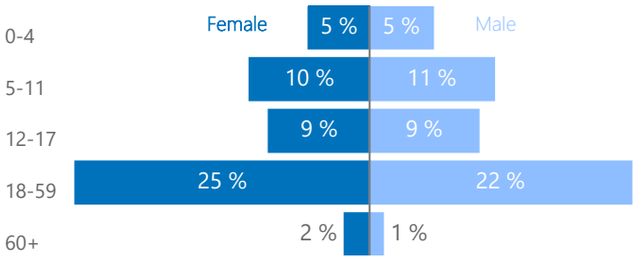

Specific Needs - Top 7

6,729 4,589

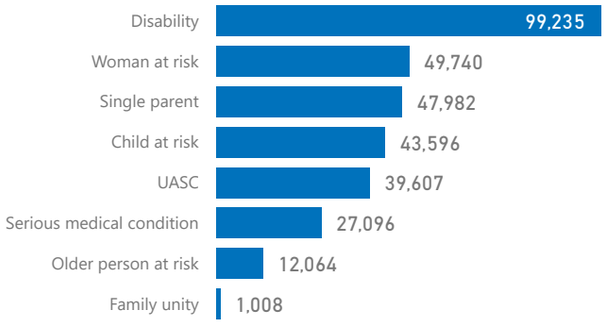

New Registration by Month

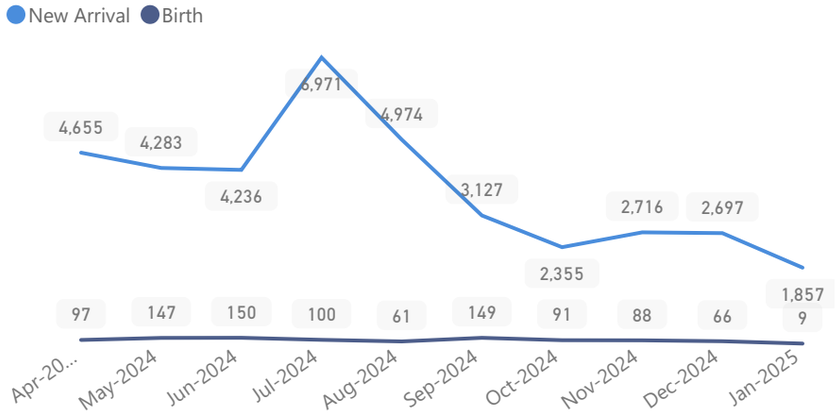

Occupation - Top

10% Have occupation

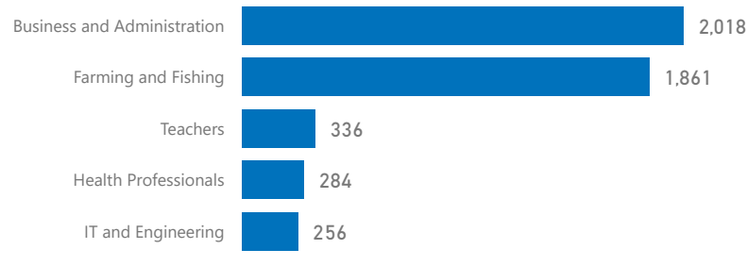

* Age is between 18 - 59 years for Occupation

Assistance Status

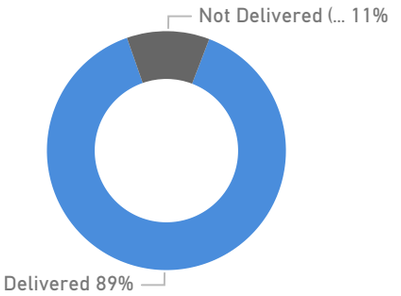

UGANDA- POPULATION DASHBOARD

ANNEX IV - SETTLEMENT PROFILES 31-Jan-2025

Kyaka II

Total Population	Total Refugees
133,010	128,368
Total Households	Total Asylum-Seekers
35,129	4,642

Women and Children
79 %
105,062

Female
51 %
67,809

Elderly
3 %
3,741

Youth 15-24
21 %
27,538

Top Zones

Zone	HHs	Individuals
Sweswe	6,683	23,930
Byabakora	5,638	22,225
Bwiriza	5,906	21,689
Mukondo	4,746	18,624
Itambabiniga	4,650	17,199

Age & Gender Breakdown

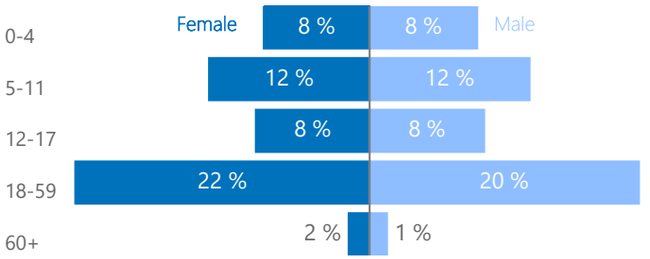

Country of Origin

Country of Origin	Total
DR Congo	125,229
Rwanda	4,178
Burundi	3,499
South Sudan	51
Congo, Republic of the	14
Kenya	13

Specific Needs

- Top 7

17,245 11,124

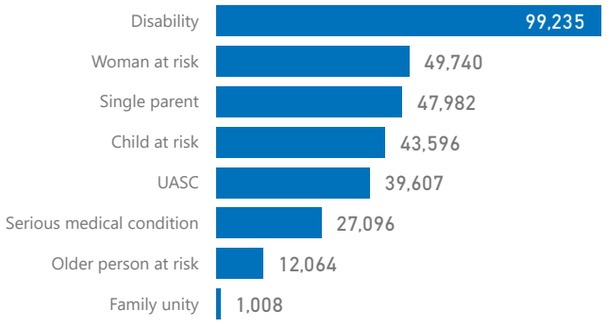

New Registration by Month

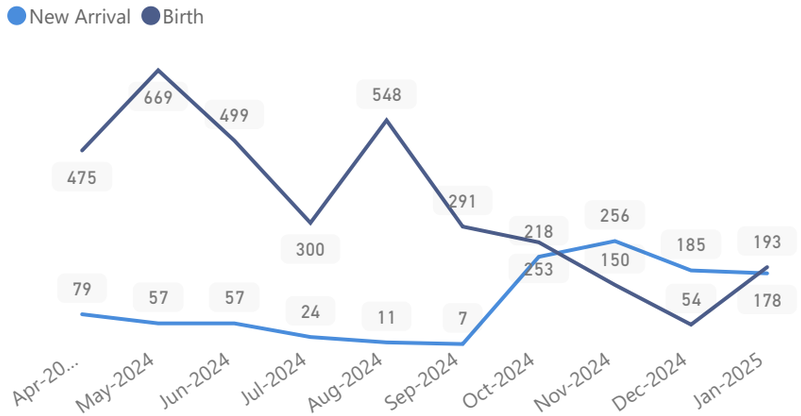

Occupation - Top

19% Have occupation



* Age is between 18 - 59 years for Occupation

Assistance Status

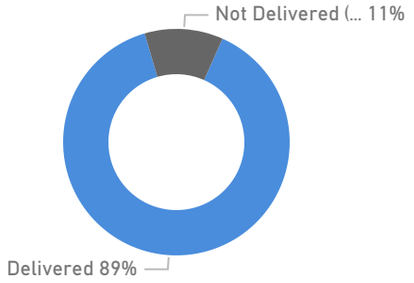

UGANDA- POPULATION DASHBOARD

ANNEX IV - SETTLEMENT PROFILES 31-Jan-2025

Kyangwali

Total Population	Total Refugees
145,279	145,070
Total Households	Total Asylum-Seekers
43,226	209

Women and Children
81 %
117,647

Female
53 %
76,990

Elderly
4 %
5,090

Youth 15-24
19 %
27,492

New Registration by Month

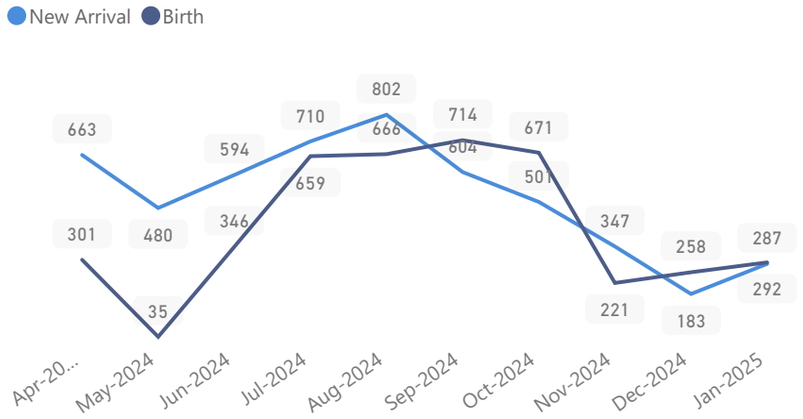

Top Zones

Zone	HHs	Individuals
Kyebitaka	2,642	11,179
Mukunyu A	2,783	7,690
Mombasa	1,988	7,664
BUKINDA	3,408	7,528
WAIBUGA	2,182	7,320
Kentomi	2,375	7,314
KARUHINDA	2,233	7,214
Kagoma	2,013	7,177
MALUMBA	1,928	6,359
Nyampindu	2,000	6,166

Country of Origin	Total
DR Congo	140,843
South Sudan	3,667
Rwanda	619
Burundi	128
Kenya	11
Somalia	5

Occupation - Top

37% Have occupation

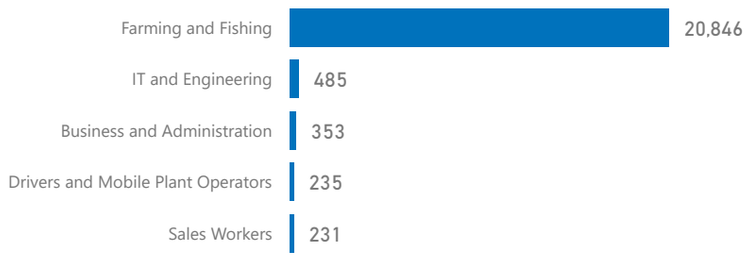

* Age is between 18 - 59 years for Occupation

Age & Gender Breakdown

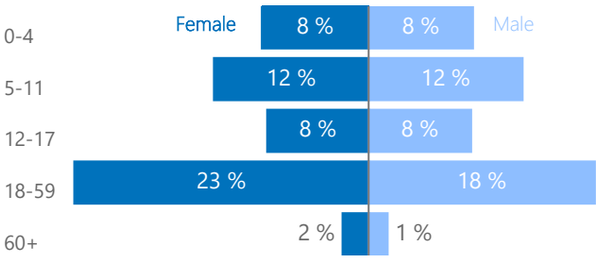

Specific Needs - Top 7

19,189 8,991

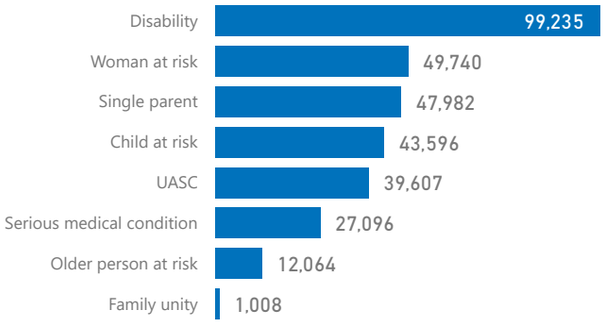

Assistance Status

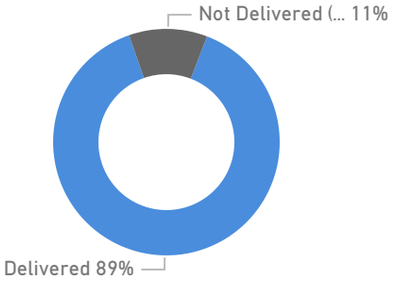

UGANDA- POPULATION DASHBOARD

ANNEX IV - SETTLEMENT PROFILES 31-Jan-2025

Lobule

Total Population	Total Refugees
6,286	6,286
Total Households	Total Asylum-Seekers
976	0

Women and Children
81 %
5,091

Elderly
3 %
209

Female
53 %
3,306

Youth 15-24
32 %
1,982

Zones

Zone	HHs	Individuals
Zone B	501	3,310
Zone A	475	2,976

Country of Origin

Country of Origin	Total
DR Congo	6,275
South Sudan	11
Somalia	1

Age & Gender Breakdown

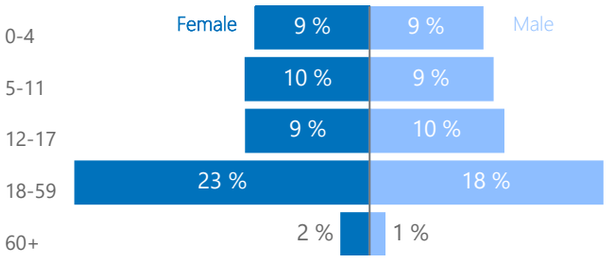

Specific Needs - Top 7

759 558

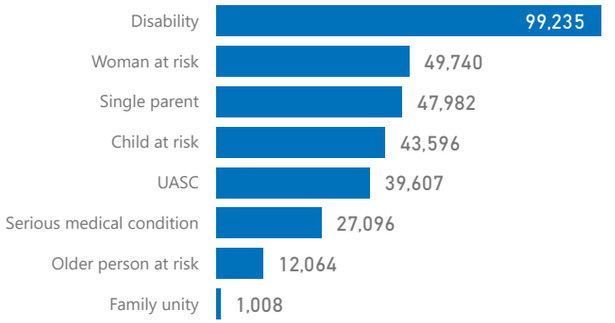

New Registration by Month

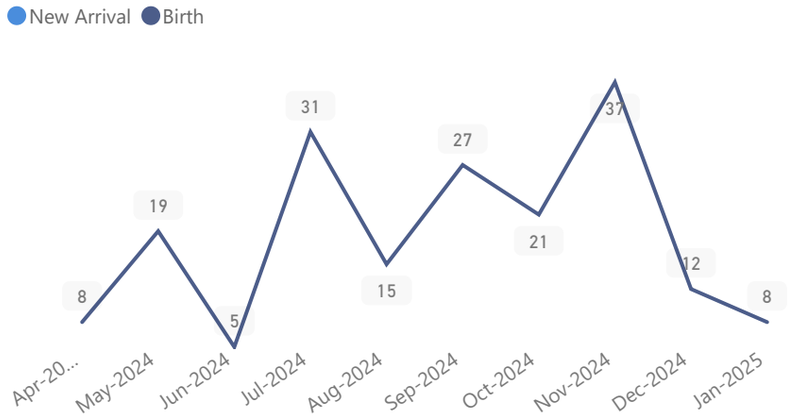

Occupation - Top

31% Have occupation

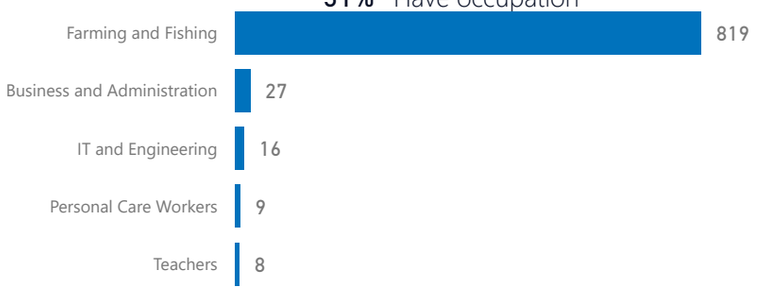

* Age is between 18 - 59 years for Occupation

Assistance Status

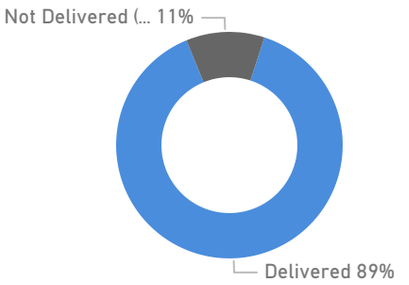

UGANDA- POPULATION DASHBOARD

ANNEX IV - SETTLEMENT PROFILES 31-Jan-2025

Nakivale

Total Population	Total Refugees
216,372	215,417
Total Households	Total Asylum-Seekers
72,130	955

Women and Children
75 %
162,706

Elderly
3 %
6,254

Female
50 %
108,898

Youth 15-24
23 %
50,401

Top Zones

Zone	HHs	Individuals
Rubondo	38,724	103,000
Base Camp	17,027	67,252
Juru	15,933	45,047

Country of Origin

Country of Origin	Total
DR Congo	154,353
Burundi	32,801
Rwanda	15,084
Somalia	11,493
Ethiopia	1,412
Eritrea	945

Age & Gender Breakdown

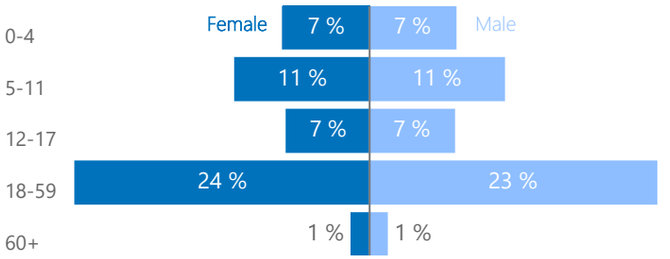

Specific Needs - Top 7

17,216 11,784

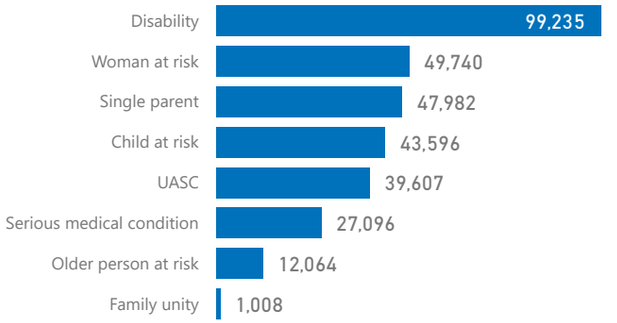

New Registration by Month

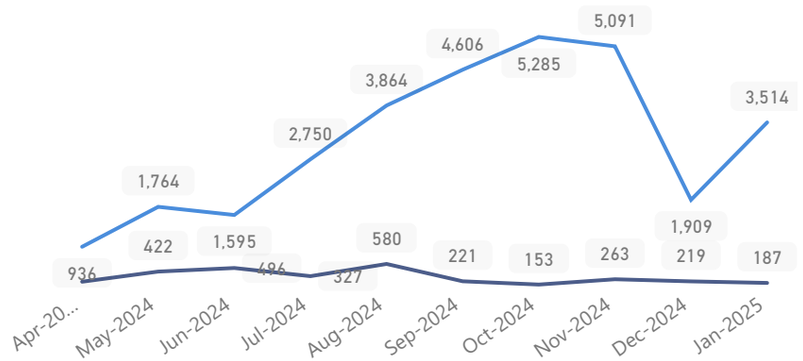

Occupation - Top

18% Have occupation

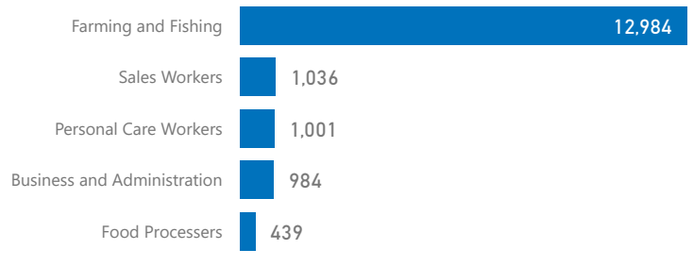

* Age is between 18 - 59 years for Occupation

Assistance Status

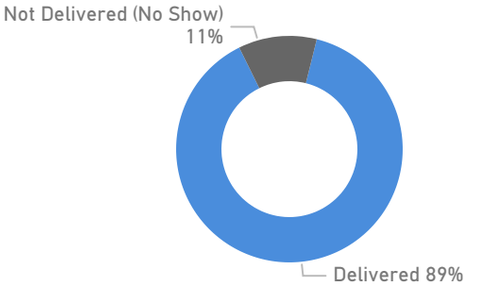

UGANDA- POPULATION DASHBOARD

ANNEX IV - SETTLEMENT PROFILES 31-Jan-2025

Oruchinga

Total Population	Total Refugees
8,076	8,076
Total Households	Total Asylum-Seekers
1,729	0

Women and Children
78 %
6,326

Elderly
4 %
288

Female
51 %
4,154

Youth 15-24
22 %
1,788

Top Zones

Zone	HHs	Individuals
Kifunjo	537	2,343
Michinga	432	2,093
Busheka	431	2,016

Country of Origin

Country of Origin	Total
DR Congo	4,198
Rwanda	2,132
Burundi	1,685
South Sudan	66
Sudan	1

Age & Gender Breakdown

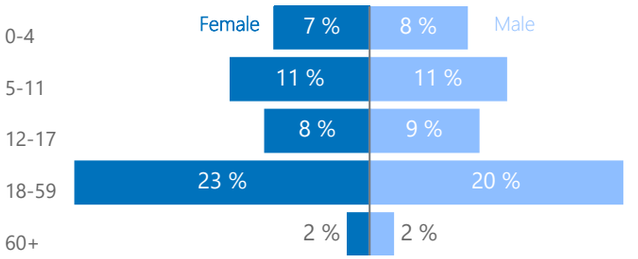

Specific Needs - Top 7

1,250 918

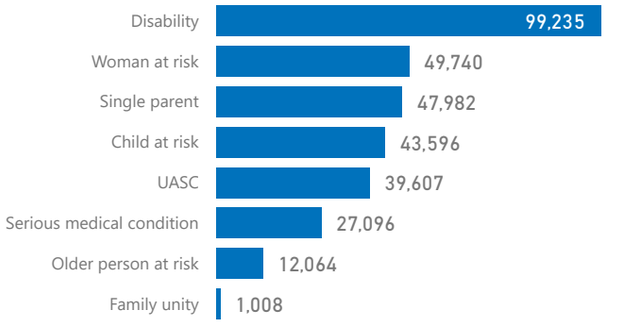

New Registration by Month

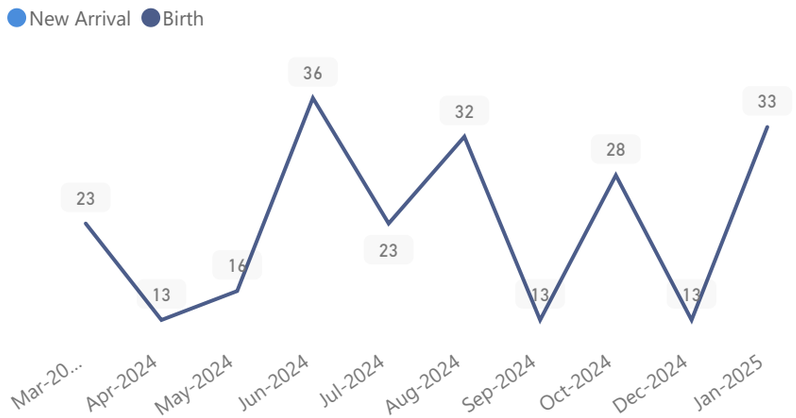

Occupation - Top

33% Have occupation

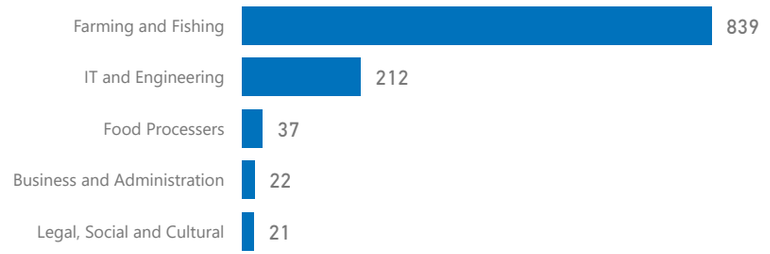

* Age is between 18 - 59 years for Occupation

Assistance Status

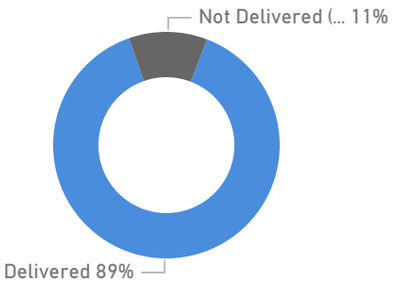

UGANDA- POPULATION DASHBOARD

ANNEX IV - SETTLEMENT PROFILES 31-Jan-2025

Palabek

Total Population	Total Refugees
88,154	88,154
Total Households	Total Asylum-Seekers
18,476	0

Women and Children
83 %
72,787

Elderly
2 %
1,569

Female
50 %
44,173

Youth 15-24
28 %
24,435

Top Zones

Zone	HHs	Individuals
Zone 6	3,879	19,313
Zone 5B	2,837	13,141
Zone 7	2,213	11,248
Zone 8	2,151	9,783
Zone 4	1,817	8,104
Zone 5A	1,389	7,781
Zone 3	1,112	5,825
Zone 9	1,028	4,899
Zone 2	1,063	4,046
Zone 1	975	3,969

Country of Origin	Total
South Sudan	87,863
Sudan	244
DR Congo	47

Age & Gender Breakdown

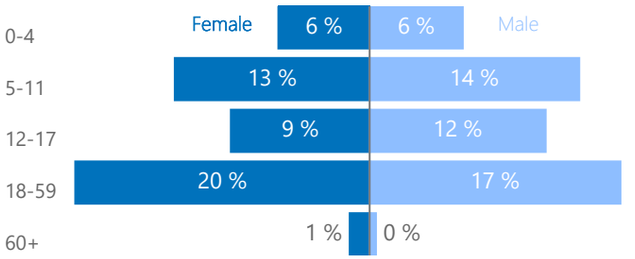

Specific Needs - Top 7

3,872 2,380

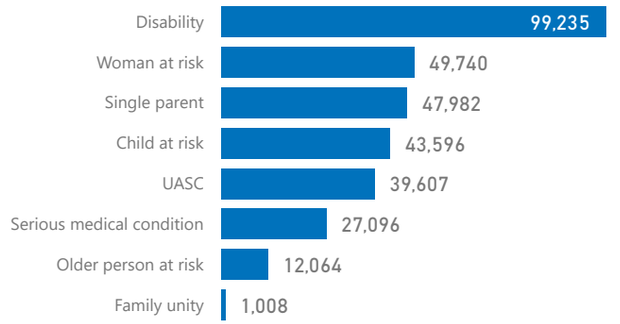

New Registration by Month

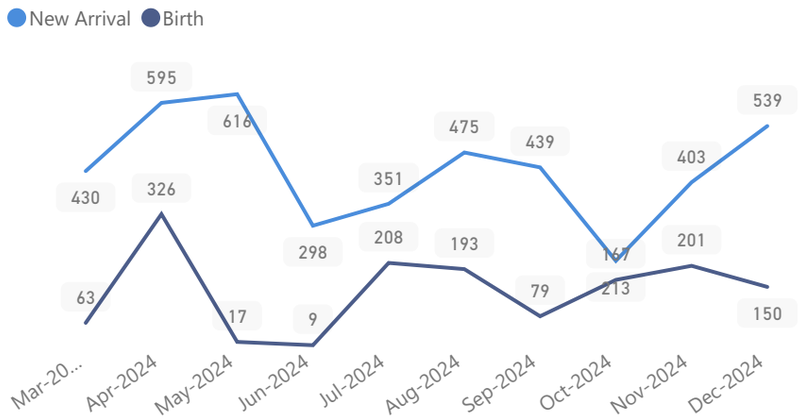

Occupation - Top

15% Have occupation



* Age is between 18 - 59 years for Occupation

Assistance Status

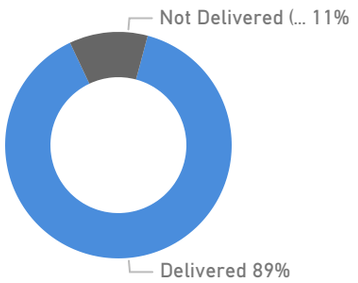

UGANDA- POPULATION DASHBOARD

ANNEX IV - SETTLEMENT PROFILES 31-Jan-2025

Palorinya

Total Population	Total Refugees
137,735	137,733
Total Households	Total Asylum-Seekers
27,975	2

Women and Children
79 %
108,227

Female
53 %
72,412

Elderly
4 %
5,715

Youth 15-24
27 %
37,219

Top Zones

Zone	HHs	Individuals
Morobi	9,054	44,883
Dongo West	5,185	25,256
Chinyi	4,376	20,082
Basecamp Ibakwe	2,748	15,419
Dongo East	2,931	14,431
Belemaling	2,105	10,545
Budri	1,573	7,116

Age & Gender Breakdown

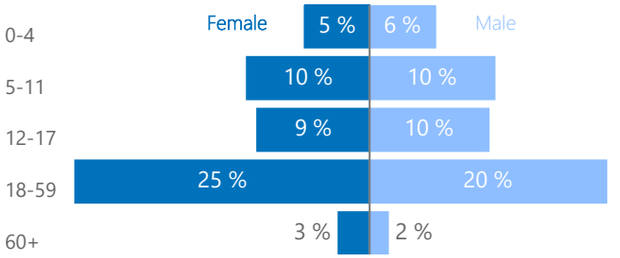

Country of Origin

Country of Origin	Total
South Sudan	137,642
DR Congo	51
Sudan	41
Congo, Republic of the	1

Specific Needs - Top 7

10,253 5,834

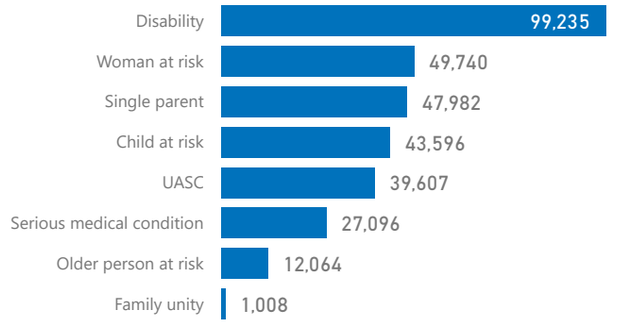

New Registration by Month

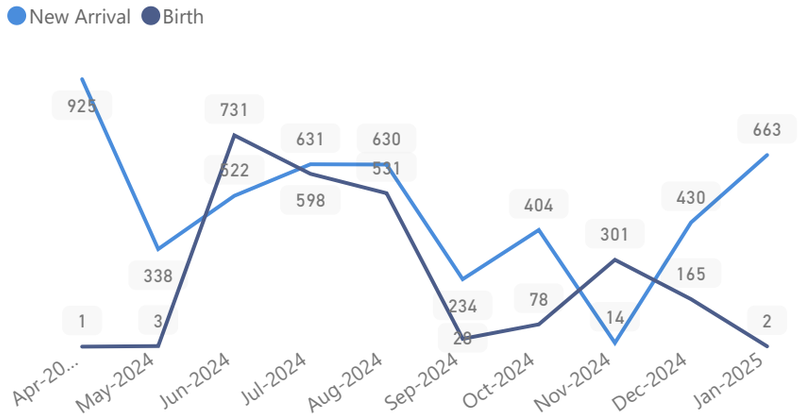

Occupation - Top

13% Have occupation

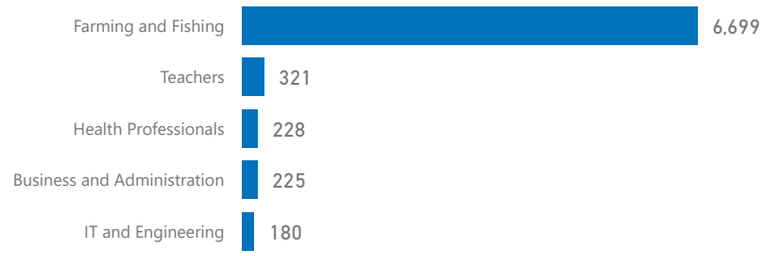

* Age is between 18 - 59 years for Occupation

Assistance Status

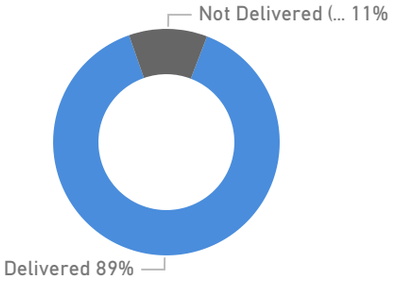

UGANDA- POPULATION DASHBOARD

ANNEX IV - SETTLEMENT PROFILES 31-Jan-2025

Rhino

Total Population	Total Refugees
170,893	170,828
Total Households	**Total Asylum-Seekers**
32,359	65

Women and Children
80 %
137,136

Female
50 %
86,088

Elderly
2 %
3,526

Youth 15-24
29 %
50,295

New Registration by Month

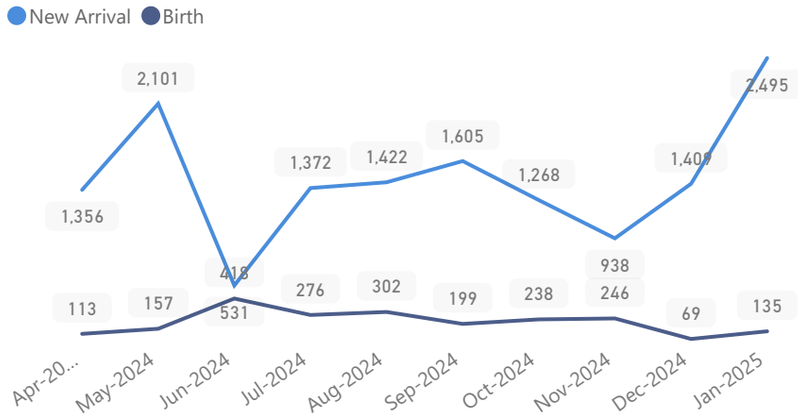

Zones

Zone	HHs	Individuals
Zone Vii	10,395	52,170
Zone Ii	7,299	29,921
Zone Vi	4,984	27,139
Zone Iii	3,382	18,018
Zone I	2,361	16,043
Zone V	1,867	14,675

Country of Origin	Total
South Sudan	162,687
DR Congo	6,131
Sudan	1,963
Rwanda	37
Central African Republic	24
Ethiopia	13

Occupation - Top

7% Have occupation

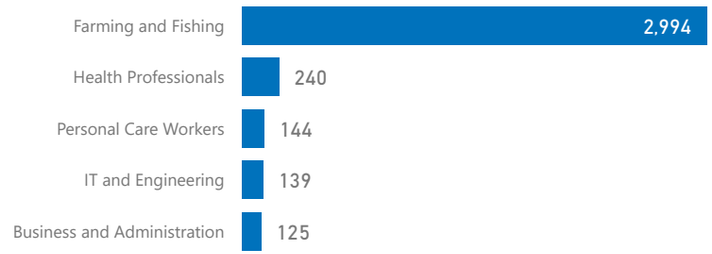

* Age is between 18 - 59 years for Occupation

Age & Gender Breakdown

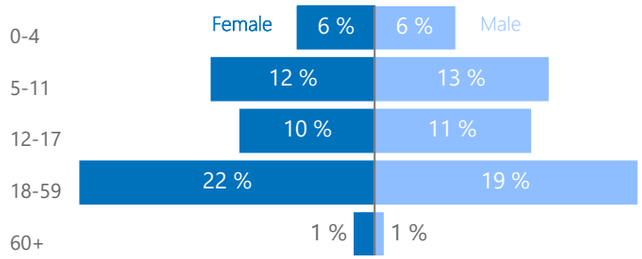

Specific Needs - Top 7

11,500 8,403

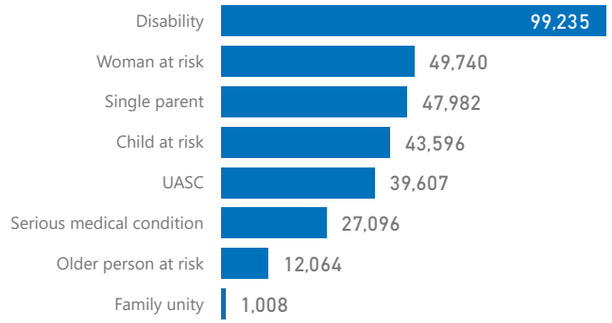

Assistance Status

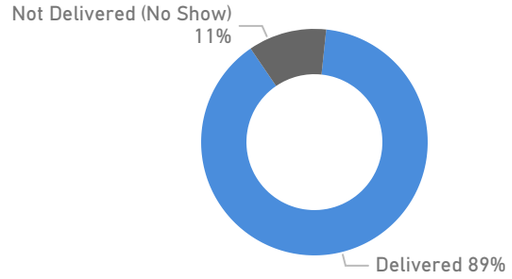

UGANDA- POPULATION DASHBOARD

ANNEX IV - SETTLEMENT PROFILES 31-Jan-2025

Rwamwanja

Total Population	Total Refugees
100,572	99,424
Total Households	Total Asylum-Seekers
23,582	1,148

Women and Children
81 %
81,036

Female
51 %
51,701

Elderly
3 %
2,805

Youth 15-24
21 %
20,938

Top Zones

Zone	HHs	Individuals
Kyempango	10,983	39,607
Kaihora	2,523	12,277
Mahani	2,348	11,015
Ntenungi	1,794	9,112
Nkoma	1,760	8,848
Base Camp	1,871	8,551
Mahiga	956	4,474
Kikuura	563	2,730
Waijagahe	431	2,190
Buguta	337	1,713

Country of Origin

Country of Origin	Total
DR Congo	100,029
Rwanda	309
South Sudan	167
Burundi	54

Age & Gender Breakdown

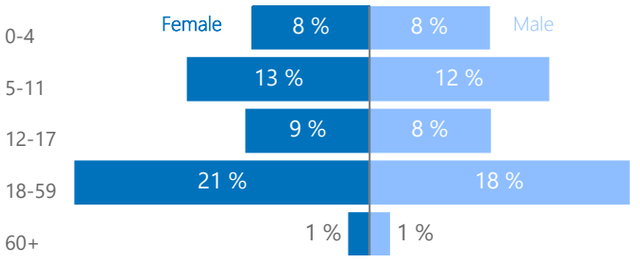

Specific Needs - Top 7

7,864 4,467

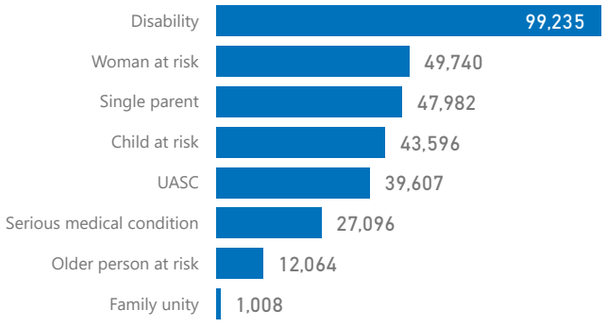

New Registration by Month

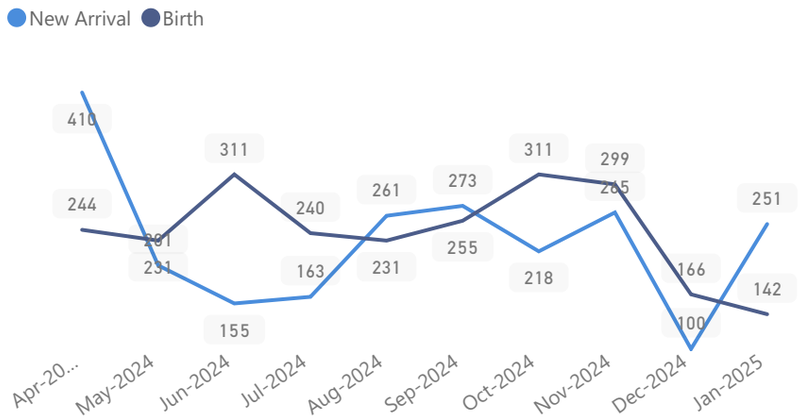

Occupation - Top

42% Have occupation

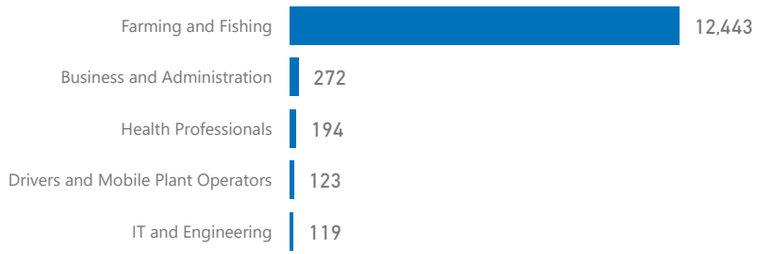

* Age is between 18 - 59 years for Occupation
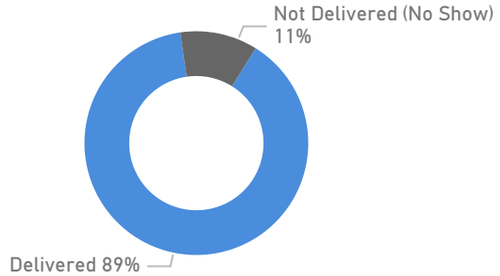
Assistance Status