

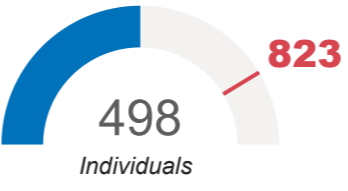
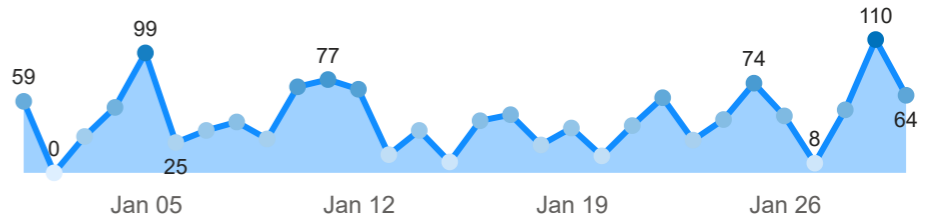






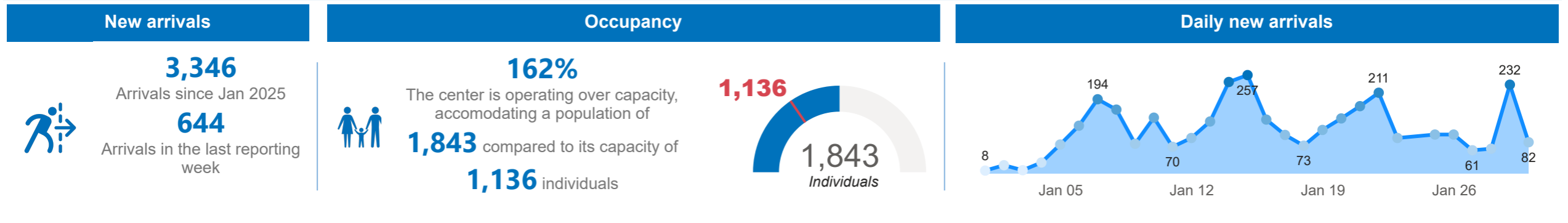


New arrivals	Occupancy	Daily new arrivals																																																
 <p style="font-size: 24px; font-weight: bold; color: #0072bc;">1,340</p> <p>Arrivals since Jan 2025</p> <p style="font-size: 24px; font-weight: bold; color: #0072bc;">399</p> <p>Arrivals in the last reporting week</p>	 <p style="font-size: 24px; font-weight: bold; color: #0072bc;">61%</p> <p>The center is operating within capacity, accomodating a population of</p> <p style="font-size: 24px; font-weight: bold; color: #0072bc;">498</p> <p>compared to its capacity of</p> <p style="font-size: 24px; font-weight: bold; color: #0072bc;">823</p> <p>individuals</p> 	 <table border="1" style="display: none;"> <caption>Daily New Arrivals</caption> <thead> <tr><th>Date</th><th>Arrivals</th></tr> </thead> <tbody> <tr><td>Jan 05</td><td>59</td></tr> <tr><td>Jan 06</td><td>0</td></tr> <tr><td>Jan 07</td><td>99</td></tr> <tr><td>Jan 08</td><td>25</td></tr> <tr><td>Jan 09</td><td>25</td></tr> <tr><td>Jan 10</td><td>77</td></tr> <tr><td>Jan 11</td><td>77</td></tr> <tr><td>Jan 12</td><td>77</td></tr> <tr><td>Jan 13</td><td>0</td></tr> <tr><td>Jan 14</td><td>0</td></tr> <tr><td>Jan 15</td><td>0</td></tr> <tr><td>Jan 16</td><td>0</td></tr> <tr><td>Jan 17</td><td>0</td></tr> <tr><td>Jan 18</td><td>0</td></tr> <tr><td>Jan 19</td><td>0</td></tr> <tr><td>Jan 20</td><td>0</td></tr> <tr><td>Jan 21</td><td>0</td></tr> <tr><td>Jan 22</td><td>0</td></tr> <tr><td>Jan 23</td><td>0</td></tr> <tr><td>Jan 24</td><td>74</td></tr> <tr><td>Jan 25</td><td>8</td></tr> <tr><td>Jan 26</td><td>110</td></tr> <tr><td>Jan 27</td><td>64</td></tr> </tbody> </table>	Date	Arrivals	Jan 05	59	Jan 06	0	Jan 07	99	Jan 08	25	Jan 09	25	Jan 10	77	Jan 11	77	Jan 12	77	Jan 13	0	Jan 14	0	Jan 15	0	Jan 16	0	Jan 17	0	Jan 18	0	Jan 19	0	Jan 20	0	Jan 21	0	Jan 22	0	Jan 23	0	Jan 24	74	Jan 25	8	Jan 26	110	Jan 27	64
Date	Arrivals																																																	
Jan 05	59																																																	
Jan 06	0																																																	
Jan 07	99																																																	
Jan 08	25																																																	
Jan 09	25																																																	
Jan 10	77																																																	
Jan 11	77																																																	
Jan 12	77																																																	
Jan 13	0																																																	
Jan 14	0																																																	
Jan 15	0																																																	
Jan 16	0																																																	
Jan 17	0																																																	
Jan 18	0																																																	
Jan 19	0																																																	
Jan 20	0																																																	
Jan 21	0																																																	
Jan 22	0																																																	
Jan 23	0																																																	
Jan 24	74																																																	
Jan 25	8																																																	
Jan 26	110																																																	
Jan 27	64																																																	

Sector	Indicator	Indicator Description / Standard	Target / Standard	Current status	What is being done - Comments	Status	
	Food	Food (Kilocalories/Person/Day)	2,100 kilo calories - The 2,100 kilocalories per person per day standard ensures basic energy and nutritional needs are met, typically provided through three balanced meals within the centres.	2100	2,100	New arrivals at this reception centre are receiving 3 hot meals a day.	●
	Health	% Of Arrivals Medically Screened	100 per cent	100	100	All individuals screened prior to registration. No outbreak detected.	●
		Crude Mortality Rate	1 death/10000/day	1	0	No death was reported during the week.	●
		Measles Vaccine Coverage Rate	100 per cent	95	100	235 children were vaccinated against measles. There are adequate vaccines, vaccine supplies and commodities available.	●
		Skilled Birth Attendance	100 per cent	100	0	No delivery was registered.	●
		Under Five Mortality Rate	2 deaths/10000/day	2	0	No death was reported during the week.	●
	Nutrition	Global Acute Malnutrition	< 10%	10	6	The GAM rate is within the acceptable standards of less than 10% with 4(2 severely & 2 moderately) malnourished out of 68 children screened	●
		Severe Acute Malnutrition Rate	< 2%	2	3	2 children were found to be severely malnoursihed of 68 screened for malnutrition.	●
	Protection	% Of Persons Individually Registered	100 per cent of the new arrivals should be registered in ProGres V4	100	0	There was no registration activities during the reporting week.	●
	Shelter	Accommodation Space	3.5 SQM/person (Has holding capacity of 1,136 individuals)	823	498	The transit centre is within capacity.	●
	WASH	Bathing Facilities	One facility per 50 people	10	64	No gap	●
		Health Promoters Per Refugees	One for 500	1	6	No gap	●
		Latrine Coverage	One latrine stance for 20 persons	25	73	No gap	●
		Water Coverage	Min of 15 litres/person/day	15	227	No gap	●

● Indicates that there's a gap ● Indicates that there's no gap



Sector	Indicator	Indicator Description / Standard	Target / Standard	Current status	What is being done - Comments	Status	
	Food (Kilocalories/Person/Day)	2,100 kilo calories - The 2,100 kilocalories per person per day standard ensures basic energy and nutritional needs are met, typically provided through three balanced meals within the centres.	2100	2,100	New arrivals at this transit centre are receiving 3 hot meals a day.	●	
	Health	% Of Arrivals Medically Screened	100 per cent	100	100	All individuals screened prior to registration. No outbreak detected.	●
		Crude Mortality Rate	1 death/10000/day	1	0	No death was reported during the week.	●
		Measles Vaccine Coverage Rate	100 per cent	95	100	298 children were vaccinated against measles. There are adequate vaccines, vaccine supplies and commodities available.	●
		Skilled Birth Attendance	100 per cent	100	0	No delivery was registered.	●
		Under Five Mortality Rate	2 deaths/10000/day	2	0	No death was reported during the week.	●
	Nutrition	Global Acute Malnutrition	< 10%	10	10	19 children (15 moderate and 4 severe) were found to be malnourished out of 190 children assessed for malnutrition. Those identified have been enrolled on treatment and being monitored.	●
		Severe Acute Malnutrition Rate	< 2%	2	2	4 child was found to be severely malnourished out of 190 children screened. Pendular movements are affecting treatment schedules for patients enrolled in the nutrition program.	●
	Protection	% Of Persons Individually Registered	100 per cent of the new arrivals should be registered in ProGres V4	100	44	Registration activities resumed on 13 January 2025 and are gradually gaining momentum.	●
	Shelter	Accommodation Space	3.5 SQM/person (Has holding capacity of 823 individuals)	1136	1,843	The transit centre is at 162% occupancy capacity.	●
	WASH	Bathing Facilities	One facility per 50 people	37	23	There's a gap of 14 bathing facilities.	●
		Health Promoters Per Refugees	One for 500	4	7	No gap	●
		Latrine Coverage	One latrine stance for 20 persons	92	26	There's a gap of 66 latrine stances.	●
		Water Coverage	Min of 15 litres/person/day	15	60	No gap	●

● Indicates that there's a gap ● Indicates that there's no gap

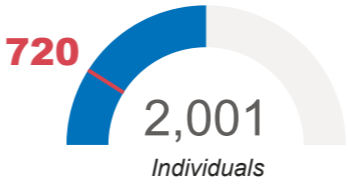
New arrivals

2,633
Arrivals since Jan 2025

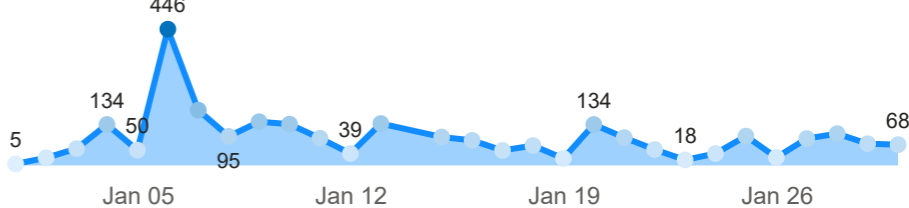
492
Arrivals in the last reporting week

Occupancy

278%
The center is operating over capacity, accomodating a population of **2,001** compared to its capacity of **720** individuals



Daily new arrivals




Sector	Indicator	Indicator Description / Standard	Target / Standard	Current status	What is being done - Comments	Status
Food	Food (Kilocalories/Person/Day)	2,100 kilo calories - The 2,100 kilocalories per person per day standard ensures basic energy and nutritional needs are met, typically provided through three balanced meals within the centres.	2100	2,100	New arrivals at this transit centre are receiving 3 hot meals a day.	●
Health	% Of Arrivals Medically Screened	100 per cent	100	100	All individuals screened prior to registration. No outbreak detected.	●
	Crude Mortality Rate	1 death/10000/day	1	0	No death registered.	●
	Measles Vaccine Coverage Rate	100 per cent	95	100	244 children were vaccinated against measles. There are adequate vaccines, vaccine supplies and commodities available.	●
	Skilled Birth Attendance	100 per cent	100	100	1 delivery was registered.	●
	Under Five Mortality Rate	2 deaths/10000/day	2	0	No child under 5 died during this reporting period.	●
Nutrition	Global Acute Malnutrition	< 10%	10	5	9 children were identified malnourished (6 moderate and 3 severe) out of the 192 children screened for malnutrition.	●
	Severe Acute Malnutrition Rate	< 2%	2	2	3 severely malnourished child was detected from the 192 children screened for malnutirion.	●
Protection	% Of Persons Individually Registered	100 per cent of the new arrivals should be registered in ProGres V4	100	23	Registration activities are gradually gaining momentum despite the ongoing influx of arrivals.	●
Shelter	Accommodation Space	3.5 SQM/person (Has holding capacity of 720 individuals)	720	2,001	The transit centre is at 278% occupancy capacity.	●
WASH	Bathing Facilities	One facility per 50 people	40	25	There is a gap of 15 bathing facilities.	●
	Health Promoters Per Refugees	One for 500	4	2	There is a gap of 2 hygiene promoters.	●
	Latrine Coverage	One latrine stance for 20 persons	100	25	There is a gap of 75 latrine stances.	●
	Water Coverage	Min of 15 litres/person/day	15	55	No gap	●

● Indicates that there's a gap ● Indicates that there's no gap

New arrivals

Occupancy

Daily new arrivals




4,147

Arrivals since Jan 2025

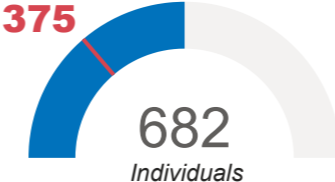
548

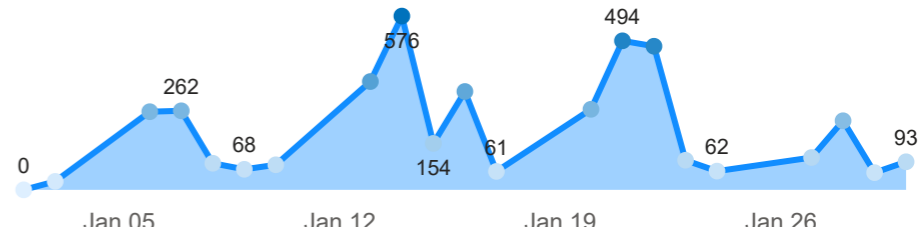
Arrivals in the last reporting week







182%

The center is operating over capacity, accomodating a population of **682** compared to its capacity of **375** individuals





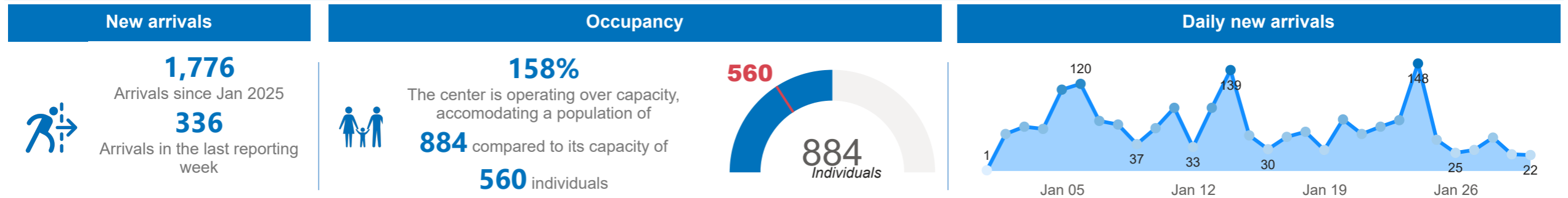
Date	Arrivals
Jan 05	0
Jan 06	262
Jan 07	68
Jan 08	68
Jan 09	576
Jan 10	154
Jan 11	61
Jan 12	61
Jan 13	494
Jan 14	494
Jan 15	62
Jan 16	62
Jan 17	62
Jan 18	62
Jan 19	62
Jan 20	62
Jan 21	62
Jan 22	62
Jan 23	62
Jan 24	62
Jan 25	62
Jan 26	93







Sector	Indicator	Indicator Description / Standard	Target / Standard	Current status	What is being done - Comments	Status	
	Food	Food (Kilocalories/Person/Day)	2,100 kilo calories - The 2,100 kilocalories per person per day standard ensures basic energy and nutritional needs are met, typically provided through three balanced meals within the centres.	2100	2,100	New arrivals at this reception centre are receiving 3 hot meals a day.	●
	Protection	% Of Persons Individually Registered	100 per cent of the new arrivals should be registered in ProGres V4	100	76	Registration activities are progressing smoothly with minimal gaps.	●
	Shelter	Accommodation Space	3.5 SQM/person (Has holding capacity of 1,136 individuals)	375	682	The transit centre is at 182% occupancy capacity.	●
	WASH	Bathing Facilities	One facility per 50 people	14	33	No gap	●
		Health Promoters Per Refugees	One for 500	1	2	No gap	●
		Latrine Coverage	One latrine stance for 20 persons	34	26	There's a gap of 8 latrine stances.	●
		Water Coverage	Min of 15 litres/person/day	15	59	No gap	●



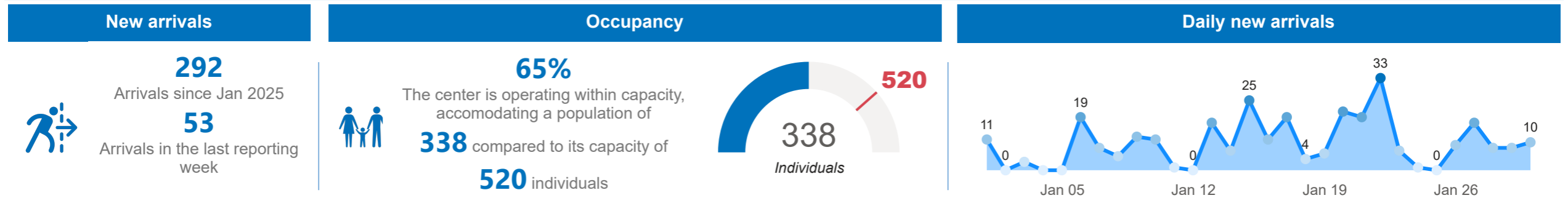
Health indicators are not included as the new arrivals are already screened at the Nyumanzi reception centre







● Indicates that there's a gap ● Indicates that there's no gap



Sector	Indicator	Indicator Description / Standard	Target / Standard	Current status	What is being done - Comments	Status	
	Food	Food (Kilocalories/Person/Day)	2,100 kilo calories - The 2,100 kilocalories per person per day standard ensures basic energy and nutritional needs are met, typically provided through three balanced meals within the centres.	2100	2,100	New arrivals at this reception centre are receiving 3 hot meals a day.	●
	Health	% Of Arrivals Medically Screened	100 per cent	100	100	All individuals screened prior to registration. No outbreak detected.	●
		Crude Mortality Rate	1 death/10000/day	1	0	No death was reported during the week.	●
		Measles Vaccine Coverage Rate	100 per cent	95	100	151 children were vaccinated against measles. There are adequate vaccines, vaccine supplies and commodities available.	●
		Skilled Birth Attendance	100 per cent	100	0	No delivery was registered.	●
		Under Five Mortality Rate	2 deaths/10000/day	2	0	No death was reported during the week.	●
	Nutrition	Global Acute Malnutrition	< 10%	10	18	The GAM rate is higher than the <10% standard with 5 children found to be malnourished out of the 128 children screened.	●
		Severe Acute Malnutrition Rate	< 2%	2	0	No child was found severely malnourised out of the 334 children screened.	●
	Protection	% Of Persons Individually Registered	100 per cent of the new arrivals should be registered in ProGres V4	100	95	Registration activities are gradually gaining momentum and progressing smoothly.	●
	Shelter	Accommodation Space	3.5 SQM/person (Has holding capacity of 1,136 individuals)	560	884	The transit centre is at 158% occupancy capacity.	●
	WASH	Bathing Facilities	One facility per 50 people	18	112	No gap	●
		Health Promoters Per Refugees	One for 500	2	4	No gap	●
		Latrine Coverage	One latrine stance for 20 persons	44	89	No gap	●
		Water Coverage	Min of 15 litres/person/day	15.4	124	No gap	●

● Indicates that there's a gap ● Indicates that there's no gap



Sector	Indicator	Indicator Description / Standard	Target / Standard	Current status	What is being done - Comments	Status	
	Food	Food (Kilocalories/Person/Day)	2,100 kilo calories - The 2,100 kilocalories per person per day standard ensures basic energy and nutritional needs are met, typically provided through three balanced meals within the centres.	2100	2,100	New arrivals at this reception centre are receiving 3 hot meals a day.	●
	Health	% Of Arrivals Medically Screened	100 per cent	100	100	All individuals screened prior to registration. No outbreak detected.	●
		Crude Mortality Rate	1 death/10000/day	1	0	No death was reported during the week.	●
		Measles Vaccine Coverage Rate	100 per cent	95	100	49 children were vaccinated against measles. There are adequate vaccines, vaccine supplies and commodities available.	●
		Skilled Birth Attendance	100 per cent	100	0	No delivery was conducted during the week	●
		Under Five Mortality Rate	2 deaths/10000/day	2	0	No death was reported during the week.	●
	Nutrition	Global Acute Malnutrition	< 10%	10	0	None of the children assessed was found to be malnourished out of 11.	●
		Severe Acute Malnutrition Rate	< 2%	2	0	None of the children assessed was found to be malnourished out of 11.	●
	Protection	% Of Persons Individually Registered	100 per cent of the new arrivals should be registered in ProGres V4	100	80	Registration activities are gradually gaining momentum and progressing smoothly.	●
	Shelter	Accommodation Space	3.5 SQM/person (Has holding capacity of 1,136 individuals)	520	338	The transit centre is within capacity.	●
	WASH	Bathing Facilities	One facility per 50 people	7	25	No gap	●
		Health Promoters Per Refugees	One for 500	1	4	No gap	●
		Latrine Coverage	One latrine stance for 20 persons	17	25	No gap	●
		Water Coverage	Min of 15 litres/person/day	15	80	No gap	●

● Indicates that there's a gap ● Indicates that there's no gap