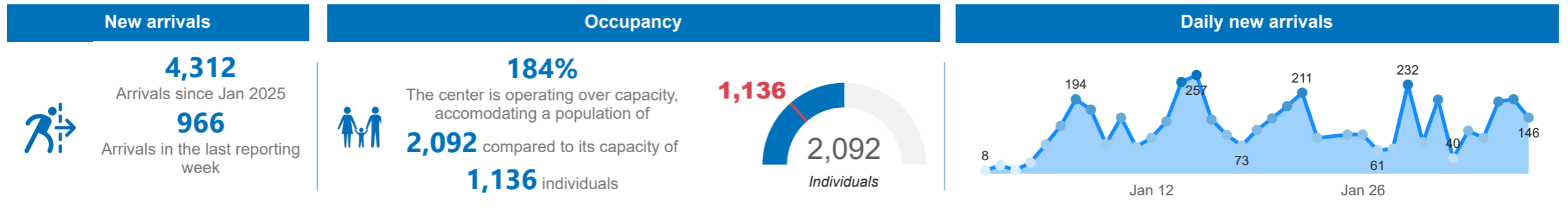


New arrivals	Occupancy	Daily new arrivals
<p>1,726 Arrivals since Jan 2025</p> <p>386 Arrivals in the last reporting week</p>	<p>107% The center is operating over capacity, accomodating a population of 884 compared to its capacity of 823 individuals</p>	



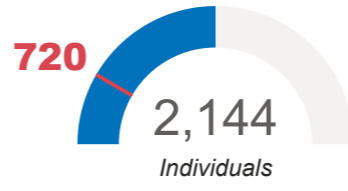
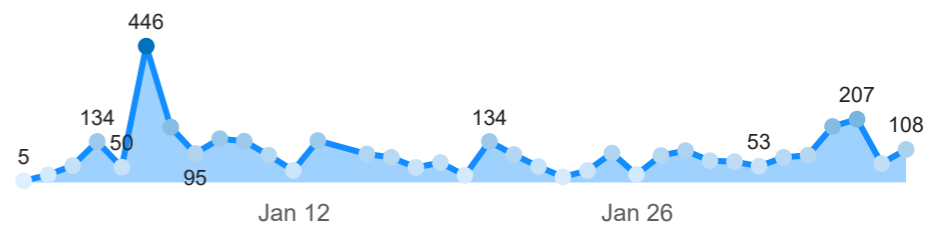
Sector	Indicator	Indicator Description / Standard	Target / Standard	Current status	What is being done - Comments	Status	
	Food	Food (Kilocalories/Person/Day) 2,100 kilo calories - The 2,100 kilocalories per person per day standard ensures basic energy and nutritional needs are met, typically provided through three balanced meals within the centres.	2100	2,100	New arrivals at this reception centre are receiving 3 hot meals a day.	●	
	Health	% Of Arrivals Medically Screened	100 per cent	100	All individuals screened prior to registration. No outbreak detected.	●	
		Crude Mortality Rate	1 death/10000/day	1	0	No death was reported during the week.	●
		Measles Vaccine Coverage Rate	100 per cent	95	100	132 children were vaccinated against measles. There are adequate vaccines, vaccine supplies and commodities available.	●
		Skilled Birth Attendance	100 per cent	100	0	No delivery was registered.	●
		Under Five Mortality Rate	2 deaths/10000/day	2	0	No death was reported during the week.	●
	Nutrition	Global Acute Malnutrition	< 10%	10	6	The GAM rate is within the acceptable standards of less than 10% with 3(1 moderately & 2 severely) malnourished out of 49 children screened	●
		Severe Acute Malnutrition Rate	< 2%	2	4	2 children were found to be severely malnoursihed of 49 screened for malnutrition.	●
	Protection	% Of Persons Individually Registered	100 per cent of the new arrivals should be registered in ProGres V4	100	19	Registration activities resumed last week and slowly gaining momentum.	●
	Shelter	Accommodation Space	3.5 SQM/person (Has holding capacity of 1,136 individuals)	823	884	The transit centre is at 107% occupancy capacity.	●
	WASH	Bathing Facilities	One facility per 50 people	18	64	No gap	●
		Health Promoters Per Refugees	One for 500	2	6	No gap	●
		Latrine Coverage	One latrine stance for 20 persons	44	73	No gap	●
		Water Coverage	Min of 15 litres/person/day	15	43	No gap	●







● Indicates that there's a gap ● Indicates that there's no gap



Sector	Indicator	Indicator Description / Standard	Target / Standard	Current status	What is being done - Comments	Status
	Food (Kilocalories/Person/Day)	2,100 kilo calories - The 2,100 kilocalories per person per day standard ensures basic energy and nutritional needs are met, typically provided through three balanced meals within the centres.	2100	2,100	New arrivals at this transit centre are receiving 3 hot meals a day.	●
	% Of Arrivals Medically Screened	100 per cent	100	100	All individuals screened prior to registration. No outbreak detected.	●
	Crude Mortality Rate	1 death/10000/day	1	1	1 death of an adult was reported during the week.	●
	Measles Vaccine Coverage Rate	100 per cent	95	100	455 children were vaccinated against measles. There are adequate vaccines, vaccine supplies and commodities available.	●
	Skilled Birth Attendance	100 per cent	100	0	No delivery was registered.	●
	Under Five Mortality Rate	2 deaths/10000/day	2		No death of under 5 years was reported during the week.	●
	Global Acute Malnutrition	< 10%	10	4	7 children (5 moderate and 2 severe) were found to be malnourished out of 187 children assessed for malnutrition. Those identified have been enrolled on treatment and being monitored.	●
	Severe Acute Malnutrition Rate	< 2%	2	1	2 children were found to be severely malnourished out of 187 children screened. Pendular movements are affecting treatment schedules for patients enrolled in the nutrition program.	●
	% Of Persons Individually Registered	100 per cent of the new arrivals should be registered in ProGres V4	100	44	Registration activities resumed on 13 January 2025 and are gradually gaining momentum.	●
	Accommodation Space	3.5 SQM/person (Has holding capacity of 823 individuals)	1136	2,092	The transit centre is at 184% occupancy capacity.	●
	Bathing Facilities	One facility per 50 people	42	23	There's a gap of 19 bathing facilities.	●
	Health Promoters Per Refugees	One for 500	4	7	No gap	●
	Latrine Coverage	One latrine stance for 20 persons	105	26	There's a gap of 79 latrine stances.	●
	Water Coverage	Min of 15 litres/person/day	15	53	No gap	●

● Indicates that there's a gap ● Indicates that there's no gap

New arrivals	Occupancy	Daily new arrivals
 <p style="font-size: 24px; font-weight: bold; color: #0056b3;">3,417</p> <p>Arrivals since Jan 2025</p> <p style="font-size: 24px; font-weight: bold; color: #0056b3;">784</p> <p>Arrivals in the last reporting week</p>	 <p style="font-size: 24px; font-weight: bold; color: #0056b3;">298%</p> <p>The center is operating over capacity, accomodating a population of</p> <p style="font-size: 24px; font-weight: bold; color: #0056b3;">2,144</p> <p>compared to its capacity of</p> <p style="font-size: 24px; font-weight: bold; color: #0056b3;">720</p> <p>individuals</p> 	

Sector	Indicator	Indicator Description / Standard	Target / Standard	Current status	What is being done - Comments	Status	
	Food	Food (Kilocalories/Person/Day)	2,100 kilo calories - The 2,100 kilocalories per person per day standard ensures basic energy and nutritional needs are met, typically provided through three balanced meals within the centres.	2100	2,100	New arrivals at this transit centre are receiving 3 hot meals a day.	●
	Health	% Of Arrivals Medically Screened	100 per cent	100	100	All individuals screened prior to registration. No outbreak detected.	●
		Crude Mortality Rate	1 death/10000/day	1	0	No death registered.	●
		Measles Vaccine Coverage Rate	100 per cent	95	100	175 children were vaccinated against measles. There are adequate vaccines, vaccine supplies and commodities available.	●
		Skilled Birth Attendance	100 per cent	100	100	1 delivery was registered.	●
		Under Five Mortality Rate	2 deaths/10000/day	2	0	No child under 5 died during this reporting period.	●
	Nutrition	Global Acute Malnutrition	< 10%	10	2	3 children were identified malnourished (3 moderate and 0 severe) out of the 145 children screened for malnutrition.	●
		Severe Acute Malnutrition Rate	< 2%	2	0	No severely malnourished child was detected from the 145 children screened for malnutrition.	●
	Protection	% Of Persons Individually Registered	100 per cent of the new arrivals should be registered in ProGres V4	100	23	Registration activities are gradually gaining momentum despite the ongoing influx of arrivals.	●
	Shelter	Accommodation Space	3.5 SQM/person (Has holding capacity of 720 individuals)	720	2,144	The transit centre is at 298% occupancy capacity.	●
	WASH	Bathing Facilities	One facility per 50 people	43	25	There is a gap of 18 bathing facilities.	●
		Health Promoters Per Refugees	One for 500	4	2	There is a gap of 2 hygiene promoters.	●
		Latrine Coverage	One latrine stance for 20 persons	107	25	There is a gap of 82 latrine stances.	●
		Water Coverage	Min of 15 litres/person/day	15	51	No gap	●

● Indicates that there's a gap ● Indicates that there's no gap

New arrivals

Occupancy

Daily new arrivals

4,740

Arrivals since Jan 2025

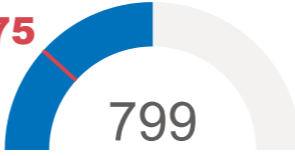
593

Arrivals in the last reporting week

213%

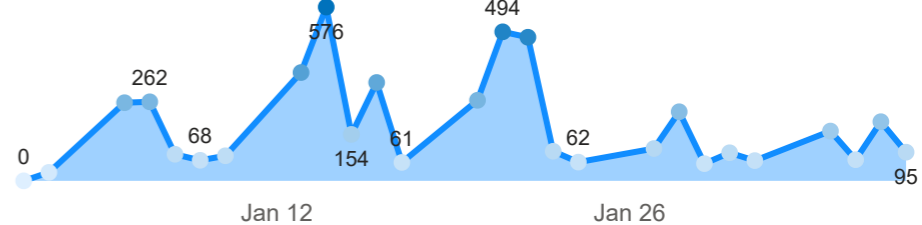
The center is operating over capacity, accomodating a population of **799** compared to its capacity of **375** individuals

375







799

Individuals




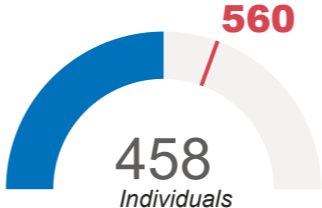
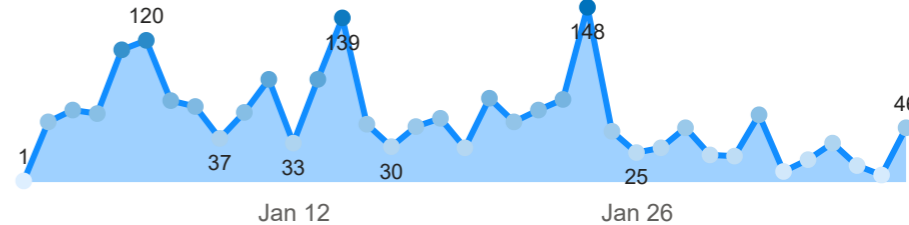
Date	Arrivals
Jan 12	0
Jan 13	262
Jan 14	68
Jan 15	576
Jan 16	154
Jan 17	61
Jan 18	494
Jan 19	494
Jan 20	62
Jan 21	62
Jan 22	62
Jan 23	62
Jan 24	62
Jan 25	62
Jan 26	95







Sector	Indicator	Indicator Description / Standard	Target / Standard	Current status	What is being done - Comments	Status	
	Food	Food (Kilocalories/Person/Day)	2,100 kilo calories - The 2,100 kilocalories per person per day standard ensures basic energy and nutritional needs are met, typically provided through three balanced meals within the centres.	2100	2,100	New arrivals at this reception centre are receiving 3 hot meals a day.	●
	Protection	% Of Persons Individually Registered	100 per cent of the new arrivals should be registered in ProGres V4	100	78	Registration activities are progressing smoothly with minimal gaps.	●
	Shelter	Accommodation Space	3.5 SQM/person (Has holding capacity of 1,136 individuals)	375	799	The transit centre is at 213% occupancy capacity.	●
	WASH	Bathing Facilities	One facility per 50 people	16	33	No gap	●
		Health Promoters Per Refugees	One for 500	2	2	No gap	●
		Latrine Coverage	One latrine stance for 20 persons	40	26	There's a gap of 14 latrine stances.	●
		Water Coverage	Min of 15 litres/person/day	15	50	No gap	●



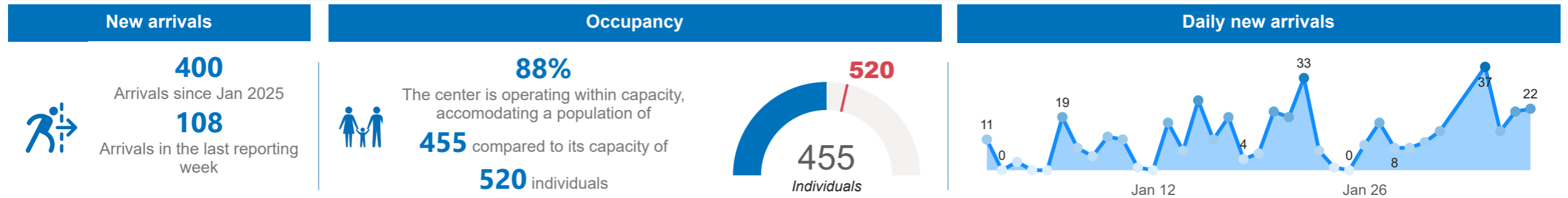
Health indicators are not included as the new arrivals are already screened at the Nyumanzi reception centre







● Indicates that there's a gap ● Indicates that there's no gap

New arrivals	Occupancy	Daily new arrivals
 <p style="font-size: 24px; font-weight: bold; color: #0072bc;">1,960</p> <p>Arrivals since Jan 2025</p> <p style="font-size: 24px; font-weight: bold; color: #0072bc;">184</p> <p>Arrivals in the last reporting week</p>	<p style="font-size: 24px; font-weight: bold; color: #0072bc;">82%</p> <p>The center is operating within capacity, accomodating a population of 458 compared to its capacity of 560 individuals</p> 	

Sector	Indicator	Indicator Description / Standard	Target / Standard	Current status	What is being done - Comments	Status	
	Food	Food (Kilocalories/Person/Day)	2,100 kilo calories - The 2,100 kilocalories per person per day standard ensures basic energy and nutritional needs are met, typically provided through three balanced meals within the centres.	2100	2,100	New arrivals at this reception centre are receiving 3 hot meals a day.	●
	Health	% Of Arrivals Medically Screened	100 per cent	100	100	All individuals screened prior to registration. No outbreak detected.	●
		Crude Mortality Rate	1 death/10000/day	1	0	No death was reported during the week.	●
		Measles Vaccine Coverage Rate	100 per cent	95	100	98 children were vaccinated against measles. There are adequate vaccines, vaccine supplies and commodities available.	●
		Skilled Birth Attendance	100 per cent	100	0	No delivery was registered.	●
		Under Five Mortality Rate	2 deaths/10000/day	2	0	No death was reported during the week.	●
	Nutrition	Global Acute Malnutrition	< 10%	10	3	4 children were identified malnourished (4 moderate and 0 severe) out of the 144 children screened for malnutrition.	●
		Severe Acute Malnutrition Rate	< 2%	2	0	No severely malnourished child was detected from the 144 children screened for malnutrition.	●
	Protection	% Of Persons Individually Registered	100 per cent of the new arrivals should be registered in ProGres V4	100	51	Registration activities are gradually gaining momentum and progressing smoothly.	●
	Shelter	Accommodation Space	3.5 SQM/person (Has holding capacity of 1,136 individuals)	560	458	The transit centre is within capacity.	●
	WASH	Bathing Facilities	One facility per 50 people	9	112	No gap	●
		Health Promoters Per Refugees	One for 500	1	4	No gap	●
		Latrine Coverage	One latrine stance for 20 persons	23	89	No gap	●
		Water Coverage	Min of 15 litres/person/day	15.4	240	No gap	●

● Indicates that there's a gap ● Indicates that there's no gap



Sector	Indicator	Indicator Description / Standard	Target / Standard	Current status	What is being done - Comments	Status	
	Food	Food (Kilocalories/Person/Day)	2,100 kilo calories - The 2,100 kilocalories per person per day standard ensures basic energy and nutritional needs are met, typically provided through three balanced meals within the centres.	2100	2,100	New arrivals at this reception centre are receiving 3 hot meals a day.	●
	Health	% Of Arrivals Medically Screened	100 per cent	100	100	All individuals screened prior to registration. No outbreak detected.	●
		Crude Mortality Rate	1 death/10000/day	1	0	No death was reported during the week.	●
		Measles Vaccine Coverage Rate	100 per cent	95	0	No child was vaccinated against measles. There are adequate vaccines, vaccine supplies and commodities available.	●
		Skilled Birth Attendance	100 per cent	100	0	No delivery was conducted during the week	●
		Under Five Mortality Rate	2 deaths/10000/day	2	0	No death was reported during the week.	●
	Nutrition	Global Acute Malnutrition	< 10%	10	0	No malnutrition detected from the 1 child screened	●
		Severe Acute Malnutrition Rate	< 2%	2	0	No malnutrition detected from the 1 child screened	●
	Protection	% Of Persons Individually Registered	100 per cent of the new arrivals should be registered in ProGres V4	100	80	Registration activities are gradually gaining momentum and progressing smoothly.	●
	Shelter	Accommodation Space	3.5 SQM/person (Has holding capacity of 1,136 individuals)	520	455	The transit centre is within capacity.	●
	WASH	Bathing Facilities	One facility per 50 people	9	25	No gap	●
		Health Promoters Per Refugees	One for 500	1	4	No gap	●
		Latrine Coverage	One latrine stance for 20 persons	23	25	No gap	●
		Water Coverage	Min of 15 litres/person/day	15	59	No gap	●

● Indicates that there's a gap ● Indicates that there's no gap