

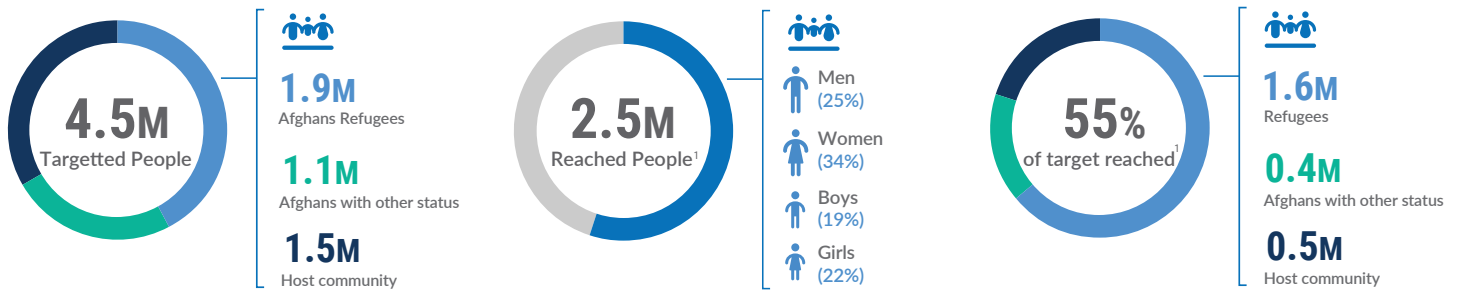


SITUATION UPDATE

Pakistan has been generously hosting millions of Afghans for over 40 years. As of December 2024, Pakistan hosted over 2.8 million Afghans. The majority of refugees have exercised their freedom of movement thus 69% of refugees live outside refugee villages. Given that most Afghan refugees and other Afghan nationals in Pakistan live in urban or semi-urban areas and their daily lives intersect with members of the host community, many of whom are also from the most vulnerable social strata, this response plan targeted 3 million Afghan refugees and Afghans of other status, and 1.5 million host community members.

In view of the significant presence of Afghan refugees and other Afghan nationals in Pakistan, the RRP 2024, which was the outcome of interagency consultations and discussions with the Government of Pakistan, sought to increase support to the ongoing efforts by the Government and people of Pakistan with an aim to safeguard the protection and build the self-reliance of the Afghan communities, as well as to further assist host communities. Existing and new programmes focusing on protection, health interventions, education, livelihoods, food security, water and sanitation, and provisions of green energy, were encompassed in this multi-sectoral plan in a manner that bridged humanitarian and development assistance.

KEY FIGURES



Source: Pakistan 2024 RRP Report

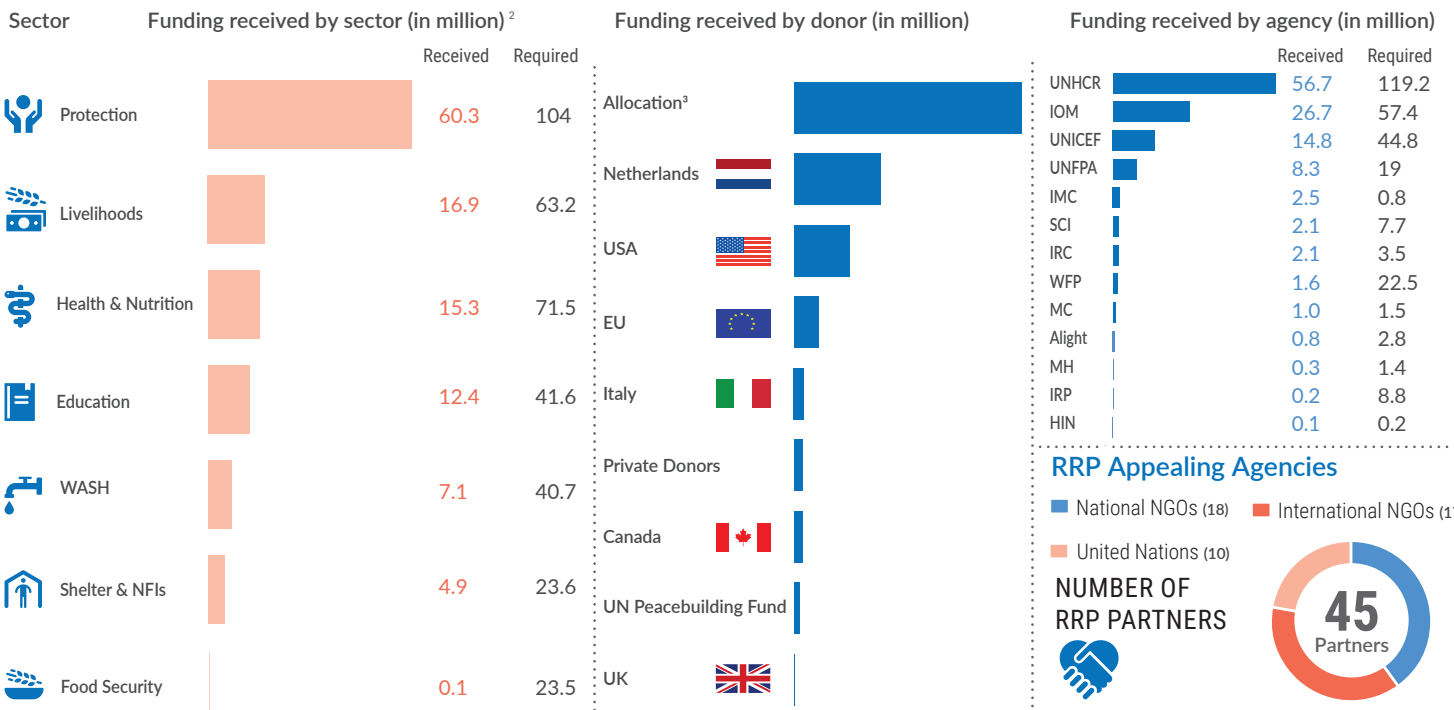
Source: Pakistan Inter-Agency ActivityInfo Monitoring System, 31 December 24

Source: ActivityInfo Monitoring System, 31 December 24

FUNDING FOR 2023 REFUGEE RESPONSE PLAN (US\$)²



While 55% of the persons targeted under the 2024 RRP were assisted at least once, many of these beneficiaries had additional unmet needs.

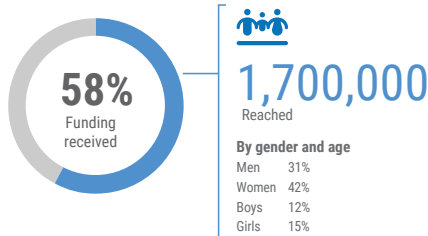


Source: Pakistan 2024 RRP Report
Out of the 45 appealing agencies, 13 received funding.



RESPONSE OVERVIEW⁽¹⁾

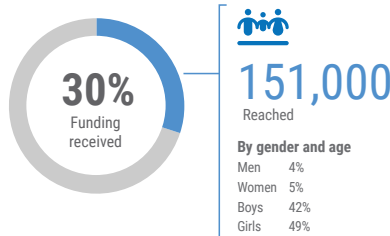
Protection



Sector Highlights

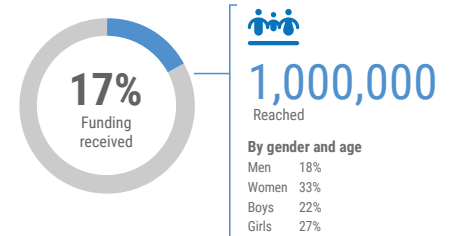
- 107,105** Individuals who received cash assistance
- 34,075** Refugees and asylum-seekers assisted with VolRep
- 9,428** Individuals trained on child protection and children's rights
- 74,012** Individuals accessing legal assistance
- 127,730** Dignity kits provided

Education



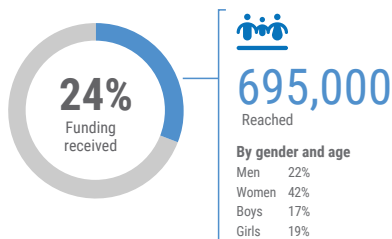
- 54,214** Children supported with access to primary education
- 16,180** Children supported with access to secondary education
- 11,208** Students supported to access non formal education
- 30,965** Students and teachers provided with education supplies
- 5,566** Individuals who received CBI for educational purposes

WASH



- 340,892** People reached with messages on safe and hygienic practices
- 242,207** People reached through water supply system
- 162,535** Individuals benefited from sanitation systems installations
- 105,612** Persons receiving hygienic supplies
- 87,174** Students benefited from the provision of WASH installations

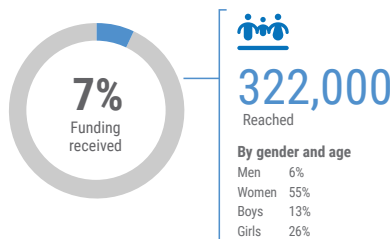
Health



Sector Highlights

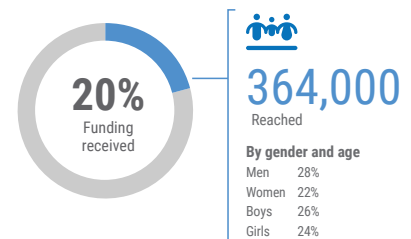
- 388,190** Individuals supported to access primary healthcare services
- 212,868** Individual consultations in UNHCR supported health care services
- 55,156** individuals supported to access mental health services
- 15,906** Individuals supported to access secondary/tertiary healthcare

Nutrition



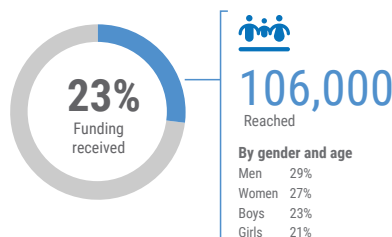
- 114,974** PLWs provided with IFAs/MNT⁽²⁾
- 116,309** Caretakers counselled
- 76,010** Children (6-59m) provided with MNSs
- 13,567** Severely acutely malnourished children treated at nutrition sites

Shelter



- 70,755** Individuals with access to renewable energy
- 69,020** Households who received energy related vocational training
- 21,470** Individuals provided with core relief items

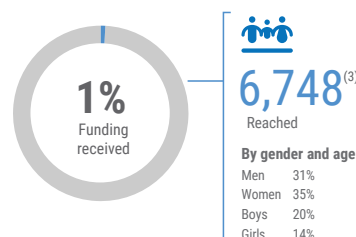
Livelihoods



Sector Highlights

- 89,731** Individuals received multi purpose cash assistance
- 1,581** Individuals trained on entrepreneurial skills and income generation
- 2,825** Individuals supported with business grants or in-kind support to establish their own businesses

Food Security



Sector Highlights

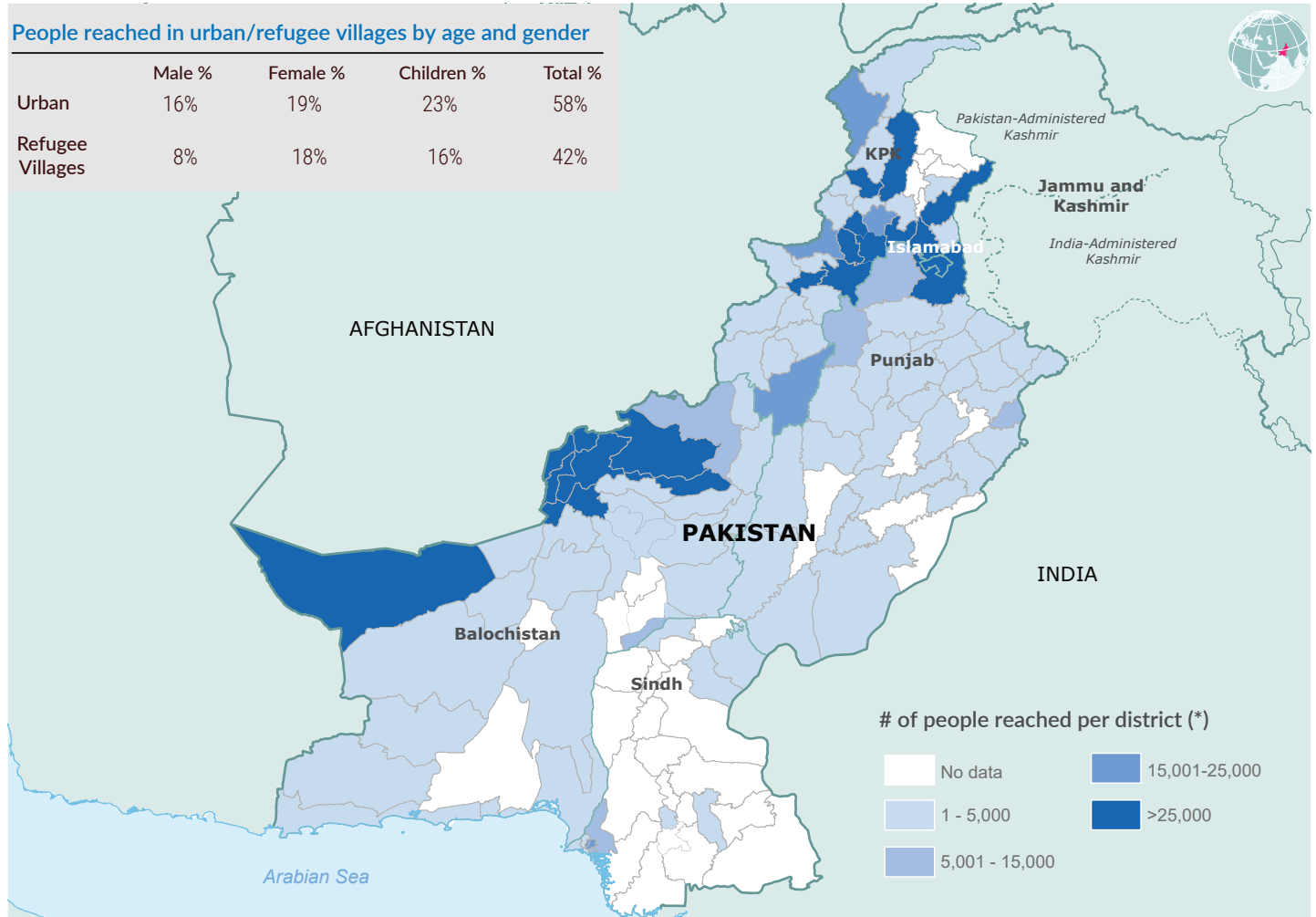
- Individuals received CBI for food security purposes
- 6,748** Individuals received in-kind food assistance

Response by Geography

Province	Reached Districts	Implementing Partners
Balochistan	30	35
Federal Capital Territory	1	17
Khyber Pakhtunkhwa	30	41
Punjab	31	14
Sindh	14	16
Others	6	4



People Reached per District



The boundaries and names shown and the designations used on this map do not imply official endorsement or acceptance by the United Nations. Dotted line represents approximately the Line of Control in Jammu and Kashmir agreed upon by India and Pakistan. The final status of Jammu and Kashmir has not yet been agreed upon by the parties.

RRP Sector Contact Information

Sector Appealing Agencies

Sector	Appealing Agencies	Sector Coordinators
Protection	ACTED, GEESE, HANDS, IMC, IOM, IRC, SCI, SIF, TDH, UNDP, UNFPA, UNHCR, UNICEF, YO	General Protection - Mandana Amiri, amairima@unhcr.org Child Protection - Farzana Yasmin, fyasmin@unicef.org GBV - Feruza Fazilova, fazilova@unfpa.org
Education	ACTED, Alight, HIN, HOPE'87, IDEA, IRC, IRP, KnK Japan, MH, PAGE, PVDP, RSPN, SCI, SEHER, SIF, UNESCO, UNHCR, UNICEF, WEO	Ehsan Ullah, eullah@unicef.org Yasir Arafat, yarafat@unicef.org
Livelihoods	ACF, ACTED, AGAHE, HA, IOM, IRP, MH, PPAF, SEHER, TF, TKF, UNFAO, UNHCR	Naeem Iqbal, naeem.iqbal@fao.org
Health & Nutrition	ACF, IOM, SCI, UNFPA, UNHCR, UNICEF, UNWFP, WHO	Dr. Samra Mazhar, mazhars@who.int Dr. Javeed Khan, jakhan@unicef.org
Shelter & NFBs	IOM, Mercy Corps, MH, UN-Habitat, UNHCR	Bilal Hassan, hassanb@unhcr.org
WASH	ACF, ACTED, CESVI, CRS, DANESH, HA, IMC, IOM, IRC, IRP, IRSP, KnK Japan, Mercy Corps, MH, PMS, SCI, SEHER, SIF, SRSP, TDH, UNHCR, UNICEF, WHO	Asiya Ashraf Chaudhry, aashrafchaudhry@unicef.org Syed Fida, sfshah@unicef.org
Food Security	ACTED, AGAHE, BSDSB, IRP, Mercy Corps, SCI, UNWFP, YO	Arshad Jadoon, Arshad.Jadoon@wfp.org

